

KLAUKE CATALOGUE 2017/18

www.klauke.com

Electrical connection system Crimping tools **Cutting tools** Holemaking tools Universal tools
Hand tools Cable pulling technology Testing and measuring instruments



*Verbindungen mit **System**
The **Power** of Partnership*

Klauke[®]
A Textron Company



KLAUKE NEWS

**BATTERY POWERED
CUTTING TOOL
ESM 50**

PAGE 385



**ELECTROMECHANICAL
CRIMPING TOOL
KLAUKE MICRO
EK 50 ML**

PAGE 254





CRIMPING TOOL FOR CABLE
END-SLEEVES (ONE CRIM-
PING PROFILE FOR ALL
CROSS-SECTIONS)
K 30/6 K

PAGE 217



BATTERY POWERED
HYDRAULIC PUNCHING
TOOL
LS 50 FLEX

PAGE 439



ALWAYS A STEP AHEAD. OUR NEW PRODUCT INNOVATIONS.



Electrical
connection systems



Crimping



Cutting



Punching



Universal tools



Pumps



Hand tools



Cable-pulling
technology



Testing and
measuring
instruments



V-WATCH
PAGE 594

**Additional
information**

**WORLDWIDE DISTRIBUTION
AND SERVICE NETWORK**



Your contact to Klauke Worldwide representatives see last pages of this catalogue or look at:

www.klauke.com/en/contact/



**MORE THAN 135 YEARS
OF EXPERIENCE**



**MADE IN GERMANY
SINCE 1879**



OUR COMPANY CERTIFICATES



ISO 9001:2008
Quality management system

ISO 14001:2004
Environmental management system

ISO/TS 16949:2009
Quality standard for the automotive industry

STRONG BRANDS FOR YOUR SUCCESS:



HOLEMAKING TOOLS, CABLE PULLING
TECHNOLOGY, TESTING AND MEASURING
INSTRUMENTS



ELECTRICAL CONNECTION SYSTEM,
CRIMPING AND CUTTING TOOLS,
HAND TOOLS



TEST INSTRUMENTS FOR MEDIUM AND
HIGH VOLTAGE

OUR FIELDS OF EXPERTISE FOUR SECTORS, ONE QUALITY

We take your needs seriously. For us, “Made by Klauke” means that all products are produced to the highest quality.

ELECTRICAL DISTRIBUTION - STRONG PARTNER WORLDWIDE



Klauke, Greenlee and HDE are your strong team - innovative, reliable and cost-effective. Together they form a connection that has been established for professional service providers worldwide in the energy supply and panel building industries.

AUTOMOTIVE CONNECTOR SOLUTIONS - KNOW-HOW FOR EXTRAORDINARY SOLUTIONS



Decades of experience go into the development and manufacture of our products for the automobile sector. From standard to custom and non-standard cable lugs - our solutions are used in any onboard systems.

ASSEMBLY SOLUTIONS - SPECIAL TYPE OF QUALITY



We are at our customers' service. Klauke offers highly-flexible solutions for your specific requirements for small production runs in the industrial commodity sector. This includes punched parts, wiring harnesses and pre-assembled cables and connectors. For your custom products, we rely on our in-house development and production expertise. Customers from sectors such as automotive, heating, air-conditioning, white goods, renewable energies or e-mobility rely on our quality.

CUSTOMIZED TOOLS - IMPROVING FOR THE FUTURE



We are market leaders: Our battery-powered hydraulic tools for the plumbing, heating and ventilation industries are at the forefront of the crimped connections sector. But that's not enough for us: In the Customized Tools sector, our tool experts together with our customers are always developing new prototypes, no matter whether for the cutting, crimping or punching segment. We support you through the development process to the finished product including the After Sales service. We are at your service.

KLAUKE AFTER SALES SERVICE - PERFECTLY TAILORED FOR YOUR DAY-TO-DAY WORK

Information exchange and close cooperation are an important Klauke quality feature, which is key to our customers' success. We look at the initial requirements through product development to find the best solution together. The best solution for us, though, does not end when the product is delivered, but continues with advice and service support.

KLAUKE HOTLINE

HOTLINE:
0800 4 68 55 28



Your direct link to our tool service offers:

<http://www.klauke.com/en/support/tool-service/>



Link to our support video:

[youtube.com/watch?v=OPMgCGz7GQk](https://www.youtube.com/watch?v=OPMgCGz7GQk)



KLAUKE SERVICE OFFERS



- Video support with live demonstration of your application and the product
- Your questions are answered immediately after prior agreement
- Service van for on-site service

KLAUKE GUARANTEE

- Worldwide repair and maintenance service through over 60 authorised Service Centers (Klauke ASC).
- Full maintenance service with annual inspection and maintenance at fixed prices





Klauke ASC®
Authorized Service Center

THE BEST CONNECTION.

Thanks to the Klauke system, you can be sure that your connection will withstand any load. We find the right connector for every conductor.





Electrical connection systems

Copper tubular cable lugs and connectors	10	Aluminium/copper compression cable lugs and connectors	106
Tubular cable lugs	10	Aluminium/copper compression cable lugs	108
Tubular cable lugs for switchgear connections	16	Aluminium/copper compression joints	111
Angle tubular cable lugs	17	Bi-metallic washer	114
Connectors	21	Tool application chart	115
Insulated tubular cable lugs and connectors	25		
Tubular cable lugs and connectors, blue connection®	28	Clamps and screw connectors	116
Tubular cable lugs and compression joints for solid conductors	30	Punched cable lugs - copper	118
Tubular cable lugs and connectors for fine stranded conductors	33	Screw connectors with soldering hole - brass	119
Tool application chart	38	Parallel groove clamps - copper	120
		C- and H-shaped clamps - copper	122
		Screw connector for shielded copper wires	124
Tubular cable lugs and connectors - nickel, stainless steel	46	Screw connectors for street lighting - brass	124
Tubular cable lugs and connectors - stainless steel	48	Screw connectors, high-resistant aluminium alloy	125
Tubular cable lugs and connectors - nickel	50	Compact tab connectors, high resistant aluminium alloy	130
Tool application chart	53	Tool application chart	133
Copper compression cable lugs and connectors acc. to DIN	54	Cable end-sleeves	136
Compression cable lugs acc. to DIN 46235	56	Cable end-sleeves DIN 46228, part 1 and part 2	138
Angle compression cable lugs	58	Insulated cable-end sleeves acc. to DIN 46228, part 4 and similar versions	141
Compression cable lugs, special type	62	Insulated cable end-sleeves for short circuit resistant conductors	146
Compression joints acc. to DIN 46267, part 1 and similar versions	64	Insulated twin cable-end sleeves	147
Tool application chart	69	Insulated cable-end sleeves, strips and tapes	148
		Tool application chart	150
Copper terminals, connectors and pin terminals acc. to DIN	72	Cable connections, insulated and non insulated	154
Solderless terminals acc. to DIN 46234	74	Insulated terminals	156
Insulated solderless terminals	76	Non insulated flat connectors	167
Solderless terminals, fork and pin type	78	Flexible connectors	172
Insulated solderless terminals for meter connections	80	Tool application chart	175
Solderless connectors acc. to DIN 46341, part 1	80		
Tool application chart	82		
Sleeves for compacted conductors and sector-shaped conductors - copper	86	Assortments	178
		Pocket boxes with cable end-sleeves	180
		Pocket boxes with insulated cable end-sleeves	180
		Assortment boxes with cable end-sleeves	185
Aluminium compression cable lugs and connectors acc. to DIN	92	Assortment boxes with insulated cable-end sleeves	186
Aluminium compression cable lugs acc. to DIN 46329 and similar versions	94	Assortment boxes with tubular and compression cable lugs	189
Aluminium compression joints acc. to DIN 46267 part 2 and similar versions	97	Assortment boxes with insulated terminals	190
Aluminium reduction compression joints	99	Steel carrying cases / bags	192
Aluminium compression joints, full tension	101		
Aluminium compression cable lugs and connectors for Al/St cables DIN EN 50182	102		
Tool application chart	103	L-BOXes	198

THE CLASSIC - COPPER TUBULAR CABLE LUGS

Not every product becomes a classic at Klauke. Only the best ones. Tubular cable lugs made from high-quality electrolytic copper have been part of the Klauke standard range since 1960. The hallmarks: We handle all phases, from development to production. We monitor each and every step. The result: The certified classic remains - in every version.



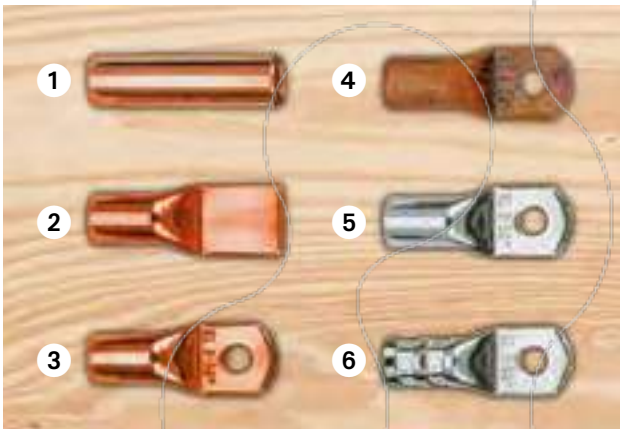
In brief

- ▶ **Everything from a single source, from development to production**
- ▶ **Best electrical conductivity thanks to electrolytic copper**
- ▶ **Available for all cross sections and in many special versions**
- ▶ **Tested to international standards**

► **The system - Klauke connectors**

At Klauke all products are matched to one another and we manufacture in our own factories. We think in your work steps – and produce everything systematically. Every cable lug, every tool for the perfect connection.

- Full flexibility through solutions for all conductor classes to DIN EN 60228
- For cables with compacted round conductors, cables with sector-shaped conductors and to suit individual requirements
- A single source - for everything from the cable lug to the tool for professional electrical installations



- | | |
|------------------------|----------------------|
| 1 Source material | 4 Annealing |
| 2 Folding and crimping | 5 Tinned end product |
| 3 Punching | 6 After crimping |

► **The preparation - Traditional quality**

The best material is the basis for quality products. For our classics we use - as for all Klauke products - exclusively high-quality material from certified suppliers. You get all our cable lugs with the optimum features. To achieve this, we manufacture using a special annealing process.


- Optimum conductivity, high loading capacity and increased safety thanks to high-quality materials
- Outstanding processing properties

► **The proof - independent quality tests**

Klauke aspires to its own high standard. We have this verified by several independent inspection authorities and have put ourselves through the tough IEC tests - with success.

- IEC (International Electric Commission): The IEC is an advisory board for standards in the electrical engineering and electronics sector. The certifications encompass all areas of electrical engineering that have to meet especially high demands.
- UL (Underwriters Laboratories): UL is an independent organisation that examines and certifies products for safety. The certification is particularly important on the American market.

- DNV (Det Norske Veritas) and GL (Germanischer Lloyd): DNV and GL have now merged to form the world's largest consulting company for onshore and offshore systems.





Tubular cable lugs, Cu, standard type



- ▶ Cable lug for fine-stranded round conductors, e.g. to DIN EN 60228 Cl. 5
- ▶ Simple processing thanks to inspection hole for monitoring full conductor insertion



Characteristics

- Annealed material optimises material and crimping properties
- Simple and safe connection due to flat contact surfaces and internal chamfer
- Item identification on cable lug



Material

- Copper (EN13600)

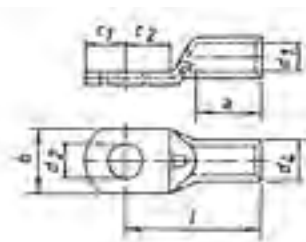


Surface

- Tin-plated to protect against corrosion

Technical instructions

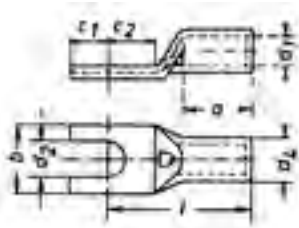
- Tool: see page 38



Nominal cross section mm ²	Size of bolt dia.	Part No.	Dimension mm								Weight/ 100 pcs. ~ kg	Packing unit/pcs
			d1	a	b	d2	d4	c1	c2	l		
0.75	M3	91R3	1.3	6	6.0	3.2	2.8	3.25	4.0	12	0.060	100
	M4	91R4	1.3	6	6.5	4.3	2.8	4.00	5.0	13	0.060	100
	M5	91R5	1.3	6	7.5	5.3	2.8	4.75	5.5	14	0.060	100
1.5	M3	92R3	1.8	6	6.5	3.2	3.3	3.25	4.0	12	0.080	100
	M4	92R4	1.8	6	6.5	4.3	3.3	4.00	5.0	13	0.080	100
	M5	92R5	1.8	6	7.5	5.3	3.3	4.75	5.5	14	0.080	100
	M6	92R6	1.8	6	9.0	6.5	3.3	6.50	6.5	16	0.090	100
2.5	M3	93R3	2.3	6	7.5	3.2	4.2	3.25	4.0	12	0.120	100
	M4	93R4	2.3	6	7.5	4.3	4.2	4.00	5.0	13	0.120	100
	M5	93R5	2.3	6	8.5	5.3	4.2	4.75	5.5	14	0.130	100
	M6	93R6	2.3	6	9.5	6.5	4.2	6.50	6.5	16	0.150	100
	M8	93R8	2.3	6	13.0	8.5	4.2	7.75	9.5	20	0.180	100
4	M4	94R4	3.0	8	8.5	4.3	5.0	4.75	5.5	18	0.210	100
	M5	94R5	3.0	8	9.0	5.3	5.0	4.75	6.0	18	0.213	100
	M6	94R6	3.0	8	10.0	6.5	5.0	6.50	6.5	19	0.220	100
	M8	94R8	3.0	8	13.0	8.5	5.0	8.50	9.5	22	0.280	100
6	M4	95R4	4.0	9	9.5	4.3	6.0	5.00	5.5	18	0.290	100
	M5	95R5	4.0	9	9.5	5.3	6.0	6.00	6.0	19	0.300	100
	M6	95R6	4.0	9	10.0	6.5	6.0	7.00	6.5	19	0.300	100
	M8	95R8	4.0	9	14.0	8.5	6.0	8.50	9.5	22	0.320	100



Tubular cable lugs, Cu, fork type



- ▶ Cable lug to 6 mm² for fine-stranded round conductors, 10 mm² and 16 mm² for multi-stranded round conductors to DIN EN 60228
- ▶ Simple fork-type mounting
- ▶ Simple processing thanks to inspection hole to check the inserted conductor

Characteristics

- Annealed material optimises material and crimping properties
- Simple and safe connection due to flat contact surfaces and internal chamfer
- Item identification on cable lug

Material

- Copper (EN13600)

Surface

- Tin-plated to protect against corrosion

Technical instructions

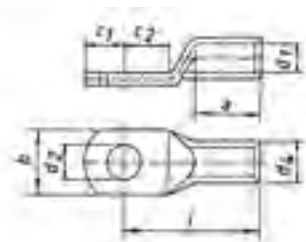
- Tool: see page 38



Nominal cross section mm ²	Size of bolt dia.	Part No.	Dimension mm								Weight/ 100 pcs. ~ kg	Packing unit/pcs
			d1	a	b	d2	d4	c1	c2	l		
0.75	M3	91C3	1.3	6	6.0	3.2	2.8	3.25	4.0	12	0.06	100
	M4	91C4	1.3	6	6.5	4.3	2.8	4.00	5.0	13	0.05	100
	M5	91C5	1.3	6	7.5	5.3	2.8	4.75	5.5	14	0.06	100
1.5	M3	92C3	1.8	6	6.5	3.2	3.3	3.25	4.0	12	0.07	100
	M4	92C4	1.8	6	6.5	4.3	3.3	4.00	5.0	13	0.07	100
	M5	92C5	1.8	6	7.5	5.3	3.3	4.75	5.5	14	0.07	100
	M6	92C6	1.8	6	9.0	6.5	3.3	6.50	6.5	16	0.08	100
2.5	M3	93C3	2.3	6	7.5	3.2	4.2	3.25	4.0	12	0.12	100
	M4	93C4	2.3	6	7.5	4.3	4.2	4.00	5.0	13	0.11	100
	M5	93C5	2.3	6	8.5	5.3	4.2	4.75	5.5	14	0.12	100
4	M6	93C6	2.3	6	9.5	6.5	4.2	6.50	6.5	16	0.10	100
	M4	94C4	3.0	8	8.5	4.3	5.0	4.75	5.5	17	0.19	100
	M5	94C5	3.0	8	9.0	5.3	5.0	4.75	6.0	17	0.19	100
6	M6	94C6	3.0	8	10.0	6.5	5.0	6.50	6.5	19	0.21	100
	M8	94C8	3.0	8	13.0	8.5	5.0	8.50	9.5	22	0.24	100
	M4	95C4	4.0	9	9.5	4.3	6.0	5.00	5.5	18	0.27	100
	M5	95C5	4.0	9	9.5	5.3	6.0	6.00	6.0	19	0.32	100
10	M6	95C6	4.0	9	10.0	6.5	6.0	7.00	6.5	19	0.27	100
	M8	95C8	4.0	9	14.0	8.5	6.0	8.50	9.0	22	0.31	100
	M5	96C5	4.5	10	12.0	5.5	7.0	6.50	7.5	22	0.45	100
16	M6	96C6	4.5	10	12.0	6.5	7.0	6.50	7.5	22	0.41	100
	M8	96C8	4.5	10	15.0	8.5	7.0	10.00	10.0	25	0.52	100
	M5	97C5	5.5	13	12.0	5.5	8.5	5.50	6.5	26	0.81	100
16	M6	97C6	5.5	13	12.0	6.5	8.5	6.25	7.5	27	0.81	100
	M8	97C8	5.5	13	15.0	8.5	8.5	8.50	9.5	29	0.90	100



Tubular cable lugs, Cu, standard type



- ▶ For multi-stranded round conductors, e.g. to DIN EN 60228 Cl. 2
- ▶ For pre-rounded multi-stranded sector shaped conductors
- ▶ Ideal cable lug for control cabinet construction
- ▶ In combination with EKM 60 ID suitable for fine-stranded conductors

Characteristics

- Annealed material optimises material and crimping properties
- To DIN EN 61373 class 1B vibration-tested
- Simple and safe connection due to flat contact surfaces and internal chamfer
- Item identification on cable lug

Material

- Copper (EN13600)



Surface

- Tin-plated to protect against corrosion



Technical instructions

- Tool: see page 38
- Sleeves for compacted conductors and sleeves for 3-core and 4-core cables, see chapter „Sleeves for compacted conductors and sector shaped conductors - Cu“



Additional information

- Also available as featured article with inspection hole, part number appendix „MS“



Nominal cross section mm ²	Size of bolt dia.	Part No.	Dimension mm								Weight/ 100 pcs. ~ kg	Packing unit/pcs
			d1	a	b	d2	d4	c1	c2	l		
6	M5	1R5	3.5	9	10	5.5	6.5	6.50	7.5	21	0.50	100
	M6	1R6	3.5	9	12	6.5	6.5	6.50	7.5	21	0.47	100
	M8	1R8	3.5	9	15	8.5	6.5	10.00	10.0	23	0.54	100
	M10	1R10	3.5	9	17	10.5	6.5	12.00	12.0	25	0.59	100
	M12	1R12	3.5	9	19	13.0	6.5	13.00	13.0	28	0.63	100
10	M5	2R5	4.5	10	12	5.5	7.0	6.50	7.5	22	0.50	100
	M6	2R6	4.5	10	12	6.5	7.0	6.50	7.5	22	0.49	100
	M8	2R8	4.5	10	15	8.5	7.0	10.00	10.0	25	0.58	100
	M10	2R10	4.5	10	17	10.5	7.0	12.00	12.0	27	0.62	100
	M12	2R12	4.5	10	19	13.0	7.0	13.00	13.0	29	0.64	100
16	M5	3R5	5.5	13	12	5.5	8.5	5.50	6.5	26	0.84	100
	M6	3R6	5.5	13	12	6.5	8.5	6.25	7.5	27	0.86	100
	M8	3R8	5.5	13	15	8.5	8.5	8.50	9.5	29	0.93	100
	M10	3R10	5.5	13	17	10.5	8.5	10.50	11.5	31	0.99	100
	M12	3R12	5.5	13	19	13.0	8.5	12.00	13.0	33	1.02	100
25	M5	4R5	7.0	15	14	5.5	10.0	7.50	7.5	30	1.22	25
	M6	4R6	7.0	15	14	6.5	10.0	7.50	7.5	30	1.20	100
	M8	4R8	7.0	15	16	8.5	10.0	10.00	10.0	32	1.31	100
	M10	4R10	7.0	15	18	10.5	10.0	12.00	12.0	34	1.57	100
	M12	4R12	7.0	15	19	13.0	10.0	13.00	13.0	35	1.39	25
	M14	4R14	7.0	15	21	15.0	10.0	14.50	14.5	38	1.49	25
35	M6	5R6	8.5	17	17	6.5	12.0	7.50	7.5	32	1.85	100
	M8	5R8	8.5	17	17	8.5	12.0	10.00	10.0	34	2.00	100
	M10	5R10	8.5	17	19	10.5	12.0	12.00	12.0	37	2.13	100
	M12	5R12	8.5	17	21	13.0	12.0	13.00	13.0	38	2.12	100
	M14	5R14	8.5	17	21	15.0	12.0	14.50	14.5	40	2.18	25
	M16	5R16	8.5	17	26	17.0	12.0	16.00	16.0	42	2.24	25

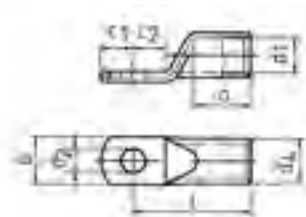
See next page



Tubular cable lugs, Cu, standard type

Nominal cross section mm ²	Size of bolt dia.	Part No.	Dimension mm								Weight/100 pcs. ~ kg	Packing unit/pcs	
			d1	a	b	d2	d4	c1	c2	l			
50	M6	6R6	10.0	19	20	6.5	14.0	10.00	10.0	37	3.00	25	
	M8	6R8	10.0	19	20	8.5	14.0	10.00	10.0	37	2.93	50	
	M10	6R10	10.0	19	20	10.5	14.0	12.00	12.0	39	3.08	50	
	M12	6R12	10.0	19	23	13.0	14.0	13.00	13.0	43	3.23	50	
	M14	6R14	10.0	19	23	15.0	14.0	14.50	14.5	45	3.32	25	
	M16	6R16	10.0	19	28	17.0	14.0	16.00	16.0	46	3.38	25	
	M20	6R20	10.0	19	30	21.0	14.0	19.00	19.0	48	3.46	25	
70	M6	7R6	12.0	21	23	6.5	16.5	10.00	10.0	43	4.49	25	
	M8	7R8	12.0	21	23	8.5	16.5	10.00	10.0	43	4.38	50	
	M10	7R10	12.0	21	23	10.5	16.5	12.00	12.0	44	4.54	50	
	M12	7R12	12.0	21	23	13.0	16.5	13.00	13.0	46	4.63	50	
	M14	7R14	12.0	21	23	15.0	16.5	14.50	14.5	48	4.76	25	
	M16	7R16	12.0	21	28	17.0	16.5	16.00	16.0	50	4.24	25	
	M20	7R20	12.0	21	30	21.0	16.5	19.00	19.0	53	5.09	25	
95	M8	8R8	13.5	25	26	8.5	18.0	12.00	12.0	48	5.44	25	
	M10	8R10	13.5	25	26	10.5	18.0	12.00	12.0	48	5.40	50	
	M12	8R12	13.5	25	26	13.0	18.0	13.00	13.0	49	5.56	50	
	M14	8R14	13.5	25	26	15.0	18.0	14.50	14.5	51	5.62	25	
	M16	8R16	13.5	25	28	17.0	18.0	16.00	16.0	54	5.82	50	
	M20	8R20	13.5	25	36	21.0	18.0	22.00	22.0	60	6.71	25	
	120	M8	9R8	15.0	26	28	8.5	19.5	14.00	14.0	51	6.72	25
M10		9R10	15.0	26	28	10.5	19.5	14.00	14.0	51	6.57	50	
M12		9R12	15.0	26	28	13.0	19.5	14.00	14.0	51	6.38	50	
M14		9R14	15.0	26	28	15.0	19.5	15.00	15.0	52	6.45	25	
M16		9R16	15.0	26	30	17.0	19.5	16.00	16.0	54	6.51	50	
M20		9R20	15.0	26	36	21.0	19.5	22.00	22.0	63	7.74	25	
150		M8	10R8	16.5	30	31	8.5	21.0	14.00	14.0	56	7.78	10
	M10	10R10	16.5	30	31	10.5	21.0	14.00	14.0	56	7.62	10	
	M12	10R12	16.5	30	31	13.0	21.0	15.00	15.0	57	7.73	25	
	M14	10R14	16.5	30	31	15.0	21.0	15.00	15.0	57	7.64	10	
	M16	10R16	16.5	30	31	17.0	21.0	16.00	16.0	58	7.53	10	
	M20	10R20	16.5	30	36	21.0	21.0	22.00	22.0	66	8.80	10	
	185	M10	11R10	19.0	30	35	10.5	24.0	18.00	18.0	65	11.75	10
M12		11R12	19.0	30	35	13.0	24.0	18.00	18.0	65	11.82	10	
M14		11R14	19.0	30	35	15.0	24.0	18.00	18.0	65	11.39	10	
M16		11R16	19.0	30	35	17.0	24.0	18.00	18.0	65	11.24	25	
M20		11R20	19.0	30	39	21.0	24.0	22.00	22.0	69	12.00	10	
240		M10	12R10	21.0	35	39	10.5	26.0	21.50	19.0	72	14.72	10
		M12	12R12	21.0	35	39	13.0	26.0	21.50	19.0	72	14.55	10
	M14	12R14	21.0	35	39	15.0	26.0	21.50	19.0	72	14.24	10	
	M16	12R16	21.0	35	39	17.0	26.0	21.50	19.0	72	14.09	25	
	M20	12R20	21.0	35	39	21.0	26.0	21.50	19.0	72	13.60	10	
	300	M12	13R12	23.5	44	43	13.0	29.5	24.00	24.0	87	23.33	5
		M14	13R14	23.5	44	43	15.0	29.5	24.00	24.0	87	23.14	5
M16		13R16	23.5	44	43	17.0	29.5	24.00	24.0	87	22.74	5	
M20		13R20	23.5	44	43	21.0	29.5	24.00	24.0	87	22.19	5	
400	M12	14R12	27.0	44	49	13.0	34.0	24.00	24.0	90	32.41	5	
	M14	14R14	27.0	44	49	15.0	34.0	24.00	24.0	90	32.24	5	
	M16	14R16	27.0	44	49	17.0	34.0	24.00	24.0	90	31.98	5	
	M20	14R20	27.0	44	49	21.0	34.0	24.00	24.0	90	31.41	5	

Tubular cable lugs for switchgear connections, standard type



- ▶ For multi-stranded, round conductors e.g. to DIN EN 60228
- ▶ For pre-rounded multi-stranded sector shaped conductors
- ▶ For connecting in switch cabinets with reduced connecting space
- ▶ Narrow palm version manufactured without material loss
- ▶ In combination with EKM 60 ID suitable for fine-stranded conductors

Characteristics

- Annealed material optimises material and crimping properties
- Simple and safe connection due to flat contact surfaces and internal chamfer

Material

- Copper (EN13600)

Surface

- Tin-plated to protect against corrosion

Technical instructions

- Tool: see page 38
- Sleeves for compacted conductors and sleeves for 3-core and 4-core cables, see chapter „Sleeves for compacted conductors and sector shaped conductors - Cu“

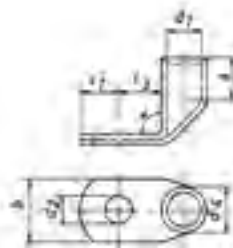
Additional information

- Also available as featured article with inspection hole, part number appendix „MS“

Nominal cross section mm ²	Size of bolt dia.	Part No.	Dimension mm								Weight/ 100 pcs. ~ kg	Packing unit/pcs
			d1	a	b	d2	d4	c1	c2	l		
35	M6	5SG6	8.5	17	15.0	6.5	12.0	7.5	7.5	32	1.78	25
		6SG6	10.0	19	15.0	6.5	14.0	10.0	10.0	37	2.95	25
50	M8	6SG8	10.0	19	17.0	8.5	14.0	10.0	10.0	37	2.82	25
	M10	6SG10	10.0	19	19.0	10.5	14.0	11.5	12.0	39	3.08	25
70	M6	7SG6	12.0	21	17.0	6.5	16.5	10.0	10.0	43	4.22	25
	M8	7SG8	12.0	21	17.0	8.5	16.5	10.0	10.0	43	4.10	25
	M10	7SG10	12.0	21	19.0	10.5	16.5	11.5	12.0	44	4.45	25
	M12	7SG12	12.0	21	19.0	13.0	16.5	13.0	13.0	46	4.22	25
95	M6	8SG6	13.5	25	19.0	6.5	18.0	11.5	12.0	48	5.49	25
	M8	8SG8	13.5	25	19.0	8.5	18.0	11.5	12.0	48	5.46	25
	M10	8SG10	13.5	25	19.0	10.5	18.0	11.5	12.0	48	5.13	25
	M12	8SG12	13.5	25	19.0	13.0	18.0	13.0	13.0	49	5.15	25
120	M6	9SG6	15.0	26	19.0	6.5	19.5	11.5	14.0	51	6.16	10
	M8	9SG8	15.0	26	19.0	8.5	19.5	11.5	14.0	51	5.94	10
	M10	9SG10	15.0	26	19.0	10.5	19.5	11.5	14.0	51	5.81	10
	M12	9SG12	15.0	26	19.0	13.0	19.5	14.0	14.0	51	5.92	10
150	M6	10SG6	16.5	30	19.0	6.5	21.0	11.5	14.0	56	6.85	10
	M8	10SG8	16.5	30	19.0	8.5	21.0	11.5	14.0	56	6.80	10
	M10	10SG10	16.5	30	19.0	10.5	21.0	11.5	14.0	56	6.75	10
	M12	10SG12	16.5	30	19.0	13.0	21.0	15.0	15.0	57	7.15	10
185	M10	11SG10	19.0	30	24.5	10.5	24.0	11.5	18.0	65	10.59	10
	M12	11SG12	19.0	30	31.0	13.0	24.0	18.0	18.0	65	11.09	10
240	M16	11SG16	19.0	30	31.0	17.0	24.0	18.0	18.0	65	9.76	10
	M10	12SG10	21.0	35	31.0	10.5	26.0	11.5	19.0	72	12.70	5
	M12	12SG12	21.0	35	31.0	13.0	26.0	21.5	19.0	72	13.72	5
	M16	12SG16	21.0	35	31.0	17.0	26.0	21.5	19.0	72	13.28	5
300	M10	13SG10	23.5	44	31.0	10.5	30.0	11.5	24.0	87	19.70	5
	M12	13SG12	23.5	44	31.0	13.0	30.0	24.0	24.0	87	22.72	5
	M16	13SG16	23.5	44	31.0	17.0	30.0	24.0	24.0	87	22.50	5



Angled tubular cable lugs, Cu, 90° angled, standard type



- ▶ For multi-stranded, round conductors e.g. to DIN EN 60228
- ▶ For pre-rounded multi-stranded sector shaped conductors
- ▶ Flat contact surface by special angle pressing technology
- ▶ In combination with the EKM 60 ID suitable for fine stranded conductors

Characteristics

- Annealed material optimises material and crimping properties
- Simple cable entry due to internal chamfer
- Item identification on cable lug

Material

- Copper (EN13600)

Surface

- Tin-plated to protect against corrosion

Technical instructions

- Tool: see page 38
- Sleeves for compacted conductors and sleeves for 3-core and 4-core cables, see chapter „Sleeves for compacted conductors and sector shaped conductors - Cu“

Additional information

- Also available as featured article with inspection hole, part number appendix „MS“



Nominal cross section mm ²	Size of bolt dia.	Part No.	Dimension mm							Weight/ 100 pcs. ~ kg	Packing unit/pcs
			d1	a	b	d2	d4	c1	l3		
6	M5	41R5	3.5	9	10	5.5	6.5	7.5	9	0.59	50
	M6	41R6	3.5	9	12	6.5	6.5	7.5	10	0.58	50
	M8	41R8	3.5	9	14	8.5	6.5	10.0	13	0.61	50
	M10	41R10	3.5	9	17	10.5	6.5	12.0	15	0.65	50
	M12	41R12	3.5	9	19	13.0	6.5	13.0	17	0.62	50
10	M5	42R5	4.5	10	12	5.5	7.0	6.5	10	0.57	50
	M6	42R6	4.5	10	12	6.5	7.0	6.5	10	0.57	50
	M8	42R8	4.5	10	15	8.5	7.0	10.0	13	0.63	50
	M10	42R10	4.5	10	17	10.5	7.0	12.0	15	0.66	50
	M12	42R12	4.5	10	19	13.0	7.0	13.0	18	0.81	50
16	M5	43R5	5.5	13	12	5.5	8.5	7.5	10	1.01	50
	M6	43R6	5.5	13	12	6.5	8.5	7.5	11	1.01	50
	M8	43R8	5.5	13	15	8.5	8.5	10.0	13	1.08	50
	M10	43R10	5.5	13	17	10.5	8.5	12.0	15	1.09	50
	M12	43R12	5.5	13	19	13.0	8.5	13.0	18	1.15	50
25	M5	44R5	7.0	15	14	5.5	10.0	7.5	11	1.40	25
	M6	44R6	7.0	15	14	6.5	10.0	7.5	11	1.32	25
	M8	44R8	7.0	15	16	8.5	10.0	10.0	13	1.44	25
	M10	44R10	7.0	15	18	10.5	10.0	12.0	15	1.49	25
	M12	44R12	7.0	15	19	13.0	10.0	13.0	18	1.44	25
35	M14	44R14	7.0	15	21	15.0	10.0	14.5	20	1.55	25
	M6	45R6	8.5	17	17	6.5	12.0	7.5	11	2.05	25
	M8	45R8	8.5	17	17	8.5	12.0	10.0	13	2.20	25
	M10	45R10	8.5	17	19	10.5	12.0	12.0	15	2.28	25
	M12	45R12	8.5	17	21	13.0	12.0	13.0	18	2.38	25
	M14	45R14	8.5	17	21	15.0	12.0	14.5	20	2.41	25
	M16	45R16	8.5	17	26	17.0	12.0	16.0	22	2.40	25

See next page

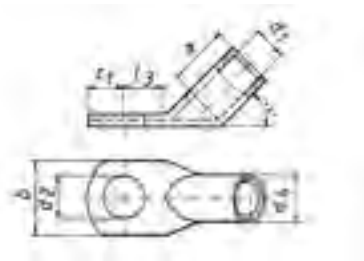


Angled tubular cable lugs, Cu, 90° angled, standard type

Nominal cross section mm ²	Size of bolt dia.	Part No.	Dimension mm							Weight/ 100 pcs. ~ kg	Packing unit/pcs	
			d1	a	b	d2	d4	c1	l3			
50	M6	46R6	10.0	19	20	6.5	14.0	10.0	13	3.34	25	
	M8	46R8	10.0	19	20	8.5	14.0	10.0	13	3.28	25	
	M10	46R10	10.0	19	20	10.5	14.0	12.0	16	3.47	25	
	M12	46R12	10.0	19	23	13.0	14.0	13.0	18	3.42	25	
	M14	46R14	10.0	19	23	15.0	14.0	14.5	20	3.55	25	
	M16	46R16	10.0	19	28	17.0	14.0	16.0	22	3.58	25	
	M20	46R20	10.0	19	30	21.0	14.0	19.0	24	3.15	25	
70	M6	47R6	12.0	21	23	6.5	16.5	10.0	13	4.90	25	
	M8	47R8	12.0	21	23	8.5	16.5	10.0	14	4.80	25	
	M10	47R10	12.0	21	23	10.5	16.5	12.0	16	4.88	25	
	M12	47R12	12.0	21	23	13.0	16.5	13.0	18	4.99	25	
	M14	47R14	12.0	21	23	15.0	16.5	14.5	20	5.38	25	
	M16	47R16	12.0	21	28	17.0	16.5	16.0	22	5.35	25	
	M20	47R20	12.0	21	30	21.0	16.5	19.0	24	5.30	25	
95	M8	48R8	13.5	25	26	8.5	18.0	12.0	14	5.89	25	
	M10	48R10	13.5	25	26	10.5	18.0	12.0	17	5.88	25	
	M12	48R12	13.5	25	26	13.0	18.0	13.0	18	5.93	25	
	M14	48R14	13.5	25	26	15.0	18.0	14.5	20	6.03	25	
	M16	48R16	13.5	25	28	17.0	18.0	16.0	22	6.17	25	
	M20	48R20	13.5	25	36	21.0	18.0	22.0	24	6.42	25	
	M8	49R8	15.0	26	28	8.5	19.5	14.0	16	7.26	10	
120	M10	49R10	15.0	26	28	10.5	19.5	14.0	17	7.30	10	
	M12	49R12	15.0	26	28	13.0	19.5	14.0	18	7.19	10	
	M14	49R14	15.0	26	28	15.0	19.5	15.0	20	7.30	10	
	M16	49R16	15.0	26	30	17.0	19.5	16.0	22	7.35	10	
	M20	49R20	15.0	26	36	21.0	19.5	22.0	24	7.60	10	
	M8	50R8	16.5	30	31	8.5	21.0	14.0	16	8.41	10	
	150	M10	50R10	16.5	30	31	10.5	21.0	14.0	17	8.27	10
M12		50R12	16.5	30	31	13.0	21.0	15.0	18	8.34	10	
M14		50R14	16.5	30	31	15.0	21.0	15.0	20	8.52	10	
M16		50R16	16.5	30	31	17.0	21.0	16.0	22	8.62	10	
M20		50R20	16.5	30	36	21.0	21.0	22.0	24	9.10	10	
M10		51R10	19.0	30	35	10.5	24.0	18.0	22	12.17	10	
185		M12	51R12	19.0	30	35	13.0	24.0	18.0	22	11.97	10
	M14	51R14	19.0	30	35	15.0	24.0	18.0	22	11.77	10	
	M16	51R16	19.0	30	35	17.0	24.0	18.0	22	11.53	10	
	M20	51R20	19.0	30	39	21.0	24.0	22.0	24	12.00	10	
	M10	52R10	21.0	35	39	10.5	26.0	21.5	22	15.60	10	
	240	M12	52R12	21.0	35	39	13.0	26.0	21.5	22	15.60	10
		M14	52R14	21.0	35	39	15.0	26.0	21.5	22	15.41	10
M16		52R16	21.0	35	39	17.0	26.0	21.5	22	15.18	10	
M20		52R20	21.0	35	39	21.0	26.0	21.5	24	14.80	10	
M12		53R12	23.5	44	43	13.0	29.5	24.0	24	23.60	5	
300		M14	53R14	23.5	44	43	15.0	29.5	24.0	24	23.40	5
		M16	53R16	23.5	44	43	17.0	29.5	24.0	24	20.99	5
	M20	53R20	23.5	44	43	21.0	29.5	24.0	24	22.70	5	
	M12	54R12	27.0	44	49	13.0	34.0	24.0	24	32.53	5	
	400	M14	54R14	27.0	44	49	15.0	34.0	24.0	24	33.40	5
		M16	54R16	27.0	44	49	17.0	34.0	24.0	24	32.60	5
		M20	54R20	27.0	44	49	21.0	34.0	24.0	24	31.80	5



Angled tubular cable lugs, Cu, 45° angled, standard type



- ▶ For multi-stranded, round conductors e.g. to DIN EN 60228
- ▶ For pre-rounded multi-stranded sector shaped conductors
- ▶ Flat contact surface by special angle pressing technology

Characteristics

- Annealed material optimises material and crimping properties
- Simple cable entry due to internal chamfer
- Item identification on cable lug

Material

- Copper (EN13600)

Surface

- Tin-plated to protect against corrosion



Technical instructions

- Tool: see page 38
- Sleeves for compacted conductors and sleeves for 3-core and 4-core cables, see chapter „Sleeves for compacted conductors and sector shaped conductors - Cu“
- In combination with EKM 60 ID suitable for fine-stranded conductors



Additional information

- Also available as featured article with inspection hole, part number appendix „MS“

Nominal cross section mm ²	Size of bolt dia.	Part No.	Dimension mm							Weight/ 100 pcs. ~ kg	Packing unit/pcs
			d1	a	b	d2	d4	c1	l3		
6	M5	41R545	3.5	9	10	5.5	6.5	7.5	9	0.60	50
	M6	41R645	3.5	9	12	6.5	6.5	7.5	10	0.58	50
	M8	41R845	3.5	9	14	8.5	6.5	10.0	13	0.68	50
	M10	41R1045	3.5	9	17	10.5	6.5	12.0	15	0.70	50
	M12	41R1245	3.5	9	19	13.0	6.5	13.0	17	0.70	50
10	M5	42R545	4.5	10	12	5.5	7.0	6.5	10	0.57	50
	M6	42R645	4.5	10	12	6.5	7.0	6.5	10	0.57	50
	M8	42R845	4.5	10	15	8.5	7.0	10.0	13	0.63	50
	M10	42R1045	4.5	10	17	10.5	7.0	12.0	15	0.68	50
	M12	42R1245	4.5	10	19	13.0	7.0	13.0	18	0.68	50
16	M5	43R545	5.5	13	12	5.5	8.5	7.5	10	1.01	50
	M6	43R645	5.5	13	12	6.5	8.5	7.5	11	1.06	50
	M8	43R845	5.5	13	15	8.5	8.5	10.0	13	1.15	50
	M10	43R1045	5.5	13	17	10.5	8.5	12.0	15	1.09	50
	M12	43R1245	5.5	13	19	13.0	8.5	13.0	18	1.15	50
25	M5	44R545	7.0	15	14	5.5	10.0	7.5	11	1.40	25
	M6	44R645	7.0	15	14	6.5	10.0	7.5	11	1.32	25
	M8	44R845	7.0	15	16	8.5	10.0	10.0	13	1.44	25
	M10	44R1045	7.0	15	18	10.5	10.0	12.0	15	1.49	25
	M12	44R1245	7.0	15	19	13.0	10.0	13.0	18	1.44	25
35	M14	44R1445	7.0	15	21	15.0	10.0	14.5	20	1.55	25
	M6	45R645	8.5	17	17	6.5	12.0	7.5	11	2.05	25
	M8	45R845	8.5	17	17	8.5	12.0	10.0	13	2.20	25
	M10	45R1045	8.5	17	19	10.5	12.0	12.0	15	2.28	25
	M12	45R1245	8.5	17	21	13.0	12.0	13.0	18	2.38	25
35	M14	45R1445	8.5	17	21	15.0	12.0	14.5	20	2.41	25
	M16	45R1645	8.5	17	26	17.0	12.0	16.0	22	2.40	25

See next page

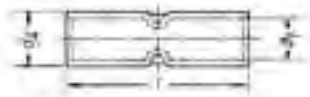


Angled tubular cable lugs, Cu, 45° angled, standard type

Nominal cross section mm ²	Size of bolt dia.	Part No.	Dimension mm							Weight/ 100 pcs. ~ kg	Packing unit/pcs
			d1	a	b	d2	d4	c1	l3		
50	M6	46R645	10.0	19	20	6.5	14.0	10.0	13	3.43	25
	M8	46R845	10.0	19	20	8.5	14.0	10.0	13	3.28	25
	M10	46R1045	10.0	19	20	10.5	14.0	12.0	16	3.47	25
	M12	46R1245	10.0	19	23	13.0	14.0	13.0	18	3.42	25
	M14	46R1445	10.0	19	23	15.0	14.0	14.5	20	3.65	25
	M16	46R1645	10.0	19	28	17.0	14.0	16.0	22	3.76	25
70	M20	46R2045	10.0	19	30	21.0	14.0	19.0	24	3.30	25
	M6	47R645	12.0	21	23	6.5	16.5	10.0	13	5.06	25
	M8	47R845	12.0	21	23	8.5	16.5	10.0	14	5.06	25
	M10	47R1045	12.0	21	23	10.5	16.5	12.0	16	5.25	25
	M12	47R1245	12.0	21	23	13.0	16.5	13.0	18	5.30	25
	M14	47R1445	12.0	21	23	15.0	16.5	14.5	20	5.60	25
95	M16	47R1645	12.0	21	28	17.0	16.5	16.0	22	5.61	25
	M20	47R2045	12.0	21	30	21.0	16.5	19.0	24	5.60	25
	M8	48R845	13.5	25	26	8.5	18.0	12.0	14	6.19	25
	M10	48R1045	13.5	25	26	10.5	18.0	12.0	17	5.70	25
	M12	48R1245	13.5	25	26	13.0	18.0	13.0	18	6.67	25
	M14	48R1445	13.5	25	26	15.0	18.0	14.5	20	6.60	25
120	M16	48R1645	13.5	25	28	17.0	18.0	16.0	22	6.78	25
	M20	48R2045	13.5	25	36	21.0	18.0	22.0	24	6.80	25
	M8	49R845	15.0	26	28	8.5	19.5	14.0	16	7.92	10
	M10	49R1045	15.0	26	28	10.5	19.5	14.0	17	7.99	10
	M12	49R1245	15.0	26	28	13.0	19.5	14.0	18	7.96	10
	M14	49R1445	15.0	26	28	15.0	19.5	15.0	20	7.94	10
150	M16	49R1645	15.0	26	30	17.0	19.5	16.0	22	8.26	10
	M20	49R2045	15.0	26	36	21.0	19.5	22.0	24	8.20	10
	M8	50R845	16.5	30	31	8.5	21.0	14.0	16	9.00	10
	M10	50R1045	16.5	30	31	10.5	21.0	14.0	17	9.15	10
	M12	50R1245	16.5	30	31	13.0	21.0	15.0	18	8.75	10
	M14	50R1445	16.5	30	31	15.0	21.0	15.0	20	9.20	10
185	M16	50R1645	16.5	30	31	17.0	21.0	16.0	22	9.22	10
	M10	51R1045	19.0	30	35	10.5	24.0	18.0	22	13.30	10
	M12	51R1245	19.0	30	35	13.0	24.0	18.0	22	13.32	10
	M14	51R1445	19.0	30	35	15.0	24.0	18.0	22	13.40	10
	M16	51R1645	19.0	30	35	17.0	24.0	18.0	22	12.80	10
	M20	51R2045	19.0	30	39	21.0	24.0	22.0	24	13.10	10
240	M10	52R1045	21.0	35	39	10.5	26.0	21.5	22	16.28	10
	M12	52R1245	21.0	35	39	13.0	26.0	21.5	22	16.80	10
	M14	52R1445	21.0	35	39	15.0	26.0	21.5	22	16.40	10
	M16	52R1645	21.0	35	39	17.0	26.0	21.5	22	16.10	10
	M20	52R2045	21.0	35	39	21.0	26.0	21.5	24	16.10	10
	300	M12	53R1245	23.5	44	43	13.0	29.5	24.0	24	24.08
M14		53R1445	23.5	44	43	15.0	29.5	24.0	24	24.20	5
M16		53R1645	23.5	44	43	17.0	29.5	24.0	24	23.23	5
M20		53R2045	23.5	44	43	21.0	29.5	24.0	24	23.50	5
400	M12	54R1245	27.0	44	49	13.0	34.0	24.0	24	34.00	5
	M14	54R1445	27.0	44	49	15.0	34.0	24.0	24	33.40	5
	M16	54R1645	27.0	44	49	17.0	34.0	24.0	24	34.28	5
	M20	54R2045	27.0	44	49	21.0	34.0	24.0	24	31.80	5



Butt connectors, Cu, standard type



- ▶ For multi-stranded, round conductors e.g. to DIN EN 60228
- ▶ For pre-rounded multi-stranded sector shaped conductors
- ▶ Simple cable entry for internal chamfer

Characteristics

- Simple and safe processing due to butt mark
- Annealed material optimises material and crimping properties
- Item identification on cable lug

Material

- Copper (EN13600)

Surface

- Tin-plated to protect against corrosion



Technical instructions

- In combination with EKM 60 ID suitable for fine-stranded conductors
- Tool: see page 38
- Sleeves for compacted conductors and sleeves for 3-core and 4-core cables, see chapter „Sleeves for compacted conductors and sector shaped conductors - Cu“



Additional information

- Also available as featured article without buttmark, part number appendix „OM“

Nominal cross section mm ²	Part No.	Dimension mm			Weight/ 100 pcs. ~ kg	Packing unit/pcs
		d1	d4	l		
0.75	17R	1.3	2.8	20	0.09	100
1.5	18R	1.8	3.3	25	0.12	100
2.5	19R	2.3	4.2	25	0.20	100
4	20R	3.0	5.0	25	0.26	100
6	21R	3.5	6.5	25	0.50	100
10	22R	4.5	7.0	30	0.72	100
16	23R	5.5	8.5	35	1.00	100
25	24R	7.0	10.0	40	1.41	50
35	25R	8.5	12.0	45	2.24	50
50	26R	10.0	14.0	50	3.36	50
70	27R	12.0	16.5	55	4.87	50
95	28R	13.5	18.0	60	5.91	25
120	29R	15.0	19.5	65	7.00	25
150	30R	16.5	21.0	70	8.12	10
185	31R	19.0	24.0	75	10.06	10
240	32R	21.0	26.0	85	13.82	10
300	33R	23.5	29.5	100	21.94	5
400	34R	27.0	34.0	100	29.65	5



Parallel connectors, Cu, standard type



- ▶ For multi-stranded round conductors, e.g. to DIN EN 60228 Cl. 2
- ▶ Ideal for connecting differing cable cross-sections
- ▶ Simple cable entry due to internal chamfer

Characteristics

- Annealed material optimises material and crimping properties

Material

- Copper (EN13600)

Surface

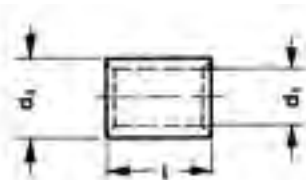
- Tin-plated to protect against corrosion

Technical instructions

- Tool: see page 38

Additional information

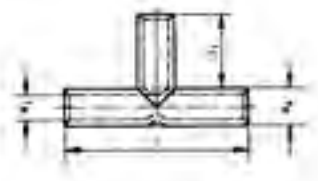
- The stated nominal cross-section corresponds to the total cross-section of the cable
Additional conductor types and combinations on request



Nominal cross section mm ²	Part No.	Dimension mm			Weight/ 100 pcs. ~ kg	Packing unit/pcs
		d1	d4	l		
1.5	148R	1.8	3.3	5	0.03	100
2.5	149R	2.3	4.2	5	0.04	100
4	150R	3.0	5.0	7	0.08	100
6	151R	4.0	6.0	7	0.09	100
10	152R	4.5	7.0	9	0.17	100
16	153R	5.5	8.5	10	0.28	100
25	154R	7.0	10.0	13	0.44	100
35	155R	8.5	12.0	16	0.78	100
50	156R	10.0	14.0	19	1.22	100
70	157R	12.0	16.5	19	1.62	50
95	158R	13.5	18.0	20	1.90	50
120	159R	15.0	19.5	22	2.28	50
150	160R	16.5	21.0	26	3.00	50
185	161R	19.0	24.0	30	4.37	50
240	162R	21.0	26.0	32	5.30	25
300	163R	23.5	29.5	36	8.05	25



T-connectors, Cu, standard type



- ▶ For multi-stranded, round conductors e.g. to DIN EN 60228
- ▶ For pre-rounded multi-stranded sector shaped conductors
- ▶ Special version for cable tap conductors



Characteristics

- Annealed material optimises material and crimping properties
- Simple cable entry due to internal chamfer



Material

- Copper (EN13600)



Surface

- Tin-plated to protect against corrosion



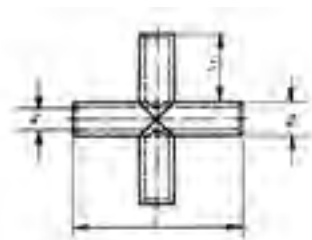
Technical instructions

- Tool: see page 38
- Sleeves for compacted conductors and sleeves for 3-core and 4-core cables, see chapter „Sleeves for compacted conductors and sector shaped conductors - Cu“



Nominal cross section mm ²	Part No.	Dimension mm				Weight/ 100 pcs. ~ kg	Packing unit/pcs
		d1	d4	l	l1		
1.5	TV15	1.8	3.3	30	12	0.23	50
2.5	TV2.5	2.3	4.2	30	12	0.37	50
4	TV4	3.0	5.0	30	12	0.45	50
6	TV6	4.0	6.0	35	14	0.73	50
10	TV10	4.5	7.0	35	14	1.05	50
16	TV16	5.5	8.5	50	21	2.20	50
25	TV25	7.0	10.0	55	23	2.90	25
35	TV35	8.5	12.0	70	30	5.20	25
50	TV50	10.0	14.0	80	34	7.90	25
70	TV70	12.0	16.5	85	35	11.20	10
95	TV95	13.5	18.0	90	36	13.00	10
120	TV120	15.0	19.5	95	38	14.70	10
150	TV150	16.5	21.0	110	44	18.90	10
185	TV185	19.0	24.0	115	45	25.00	5
240	TV240	21.0	26.0	130	52	31.10	5

Cross-connectors, Cu, standard type



- ▶ For multi-stranded round conductors, e.g. to DIN EN 60228 Cl. 2
- ▶ For pre-rounded multi-stranded sector shaped conductors
- ▶ Version for double cable tap conductors



Characteristics

- Annealed material optimises material and crimping properties
- Simple cable entry due to internal chamfer



Material

- Copper (EN13600)



Surface

- Tin-plated to protect against corrosion



Technical instructions

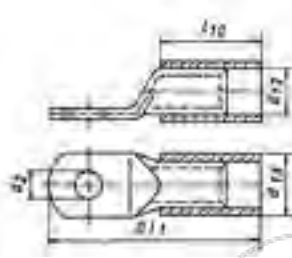
- Tool: see page 38
- Sleeves for compacted conductors and sleeves for 3-core and 4-core cables, see chapter „Sleeves for compacted conductors and sector shaped conductors - Cu“



Nominal cross section mm ²	Part No.	Dimension mm				Weight/ 100 pcs. ~ kg	Packing unit/pcs
		d1	d4	l	l1		
1.5	KV15	1.8	3.3	30	12	0.320	25
2.5	KV2.5	2.3	4.2	30	12	0.490	25
4	KV4	3.0	5.0	30	12	0.650	25
6	KV6	4.0	6.0	35	14	0.950	25
10	KV10	4.5	7.0	35	14	1.350	25
16	KV16	5.5	8.5	50	21	2.950	25
25	KV25	7.0	10.0	55	23	4.000	15
35	KV35	8.5	12.0	70	30	6.900	15
50	KV50	10.0	14.0	80	34	10.400	15
70	KV70	12.0	16.5	85	35	14.600	15
95	KV95	13.5	18.0	90	36	17.100	15
120	KV120	15.0	19.5	95	38	19.400	5
150	KV150	16.5	21.0	110	44	24.100	5
185	KV185	19.0	24.0	115	45	32.100	5
240	KV240	21.0	26.0	130	52	41.100	5



Insulated tubular cable lugs, Cu, standard type



- ▶ For multi-stranded round conductors, e.g. to DIN EN 60228 Cl. 2
- ▶ For pre-rounded multi-stranded sector shaped conductors
- ▶ No additional insulation of the crimped connection required
- ▶ Is directly crimped with the insulation



Characteristics

- Annealed material optimises material and crimping properties
- Simple and safe connection due to flat contact surfaces and internal chamfer
- Heat resistant to 105° C



Material

- Cable lug: Copper to EN 13600
- Insulation sleeve: PA, halogen-free



Surface

- Tin-plated to protect against corrosion

Technical instructions

- Tool: see page 40
- Dimensions of tubular cable lugs can be found from page 14
- Sleeves for compacted conductors and sleeves for 3-core and 4-core cables, see chapter „Sleeves for compacted conductors and sector shaped conductors - Cu“

Additional information

- Also available as featured article with inspection hole, part number appendix „MS“

Nominal cross section mm ²	Size of bolt dia.	Part No.	Colour	Dimension mm					weight 100 pcs. ~kg Cu	weight 100 pcs. ~kg Total	Packing unit/ pcs
				d12	d13	d2	G1	I10			
10	M5	602R5	■	7.0	9.0	5.5	35.5	17.0	0.50	0.548	25
	M6	602R6	■	7.0	9.0	6.5	35.5	17.0	0.49	0.538	25
	M8	602R8	■	7.0	9.0	8.5	42.0	17.0	0.58	0.628	25
	M10	602R10	■	7.0	9.0	10.5	46.0	17.0	0.62	0.668	25
	M12	602R12	■	7.0	9.0	13.0	49.0	17.0	0.64	0.688	25
16	M5	603R5	■	8.5	10.5	5.5	39.5	21.0	0.84	0.907	25
	M6	603R6	■	8.5	10.5	6.5	41.3	21.0	0.86	0.927	25
	M8	603R8	■	8.5	10.5	8.5	45.5	21.0	0.93	0.997	25
	M10	603R10	■	8.5	10.5	10.5	49.5	21.0	0.99	1.057	25
	M12	603R12	■	8.5	10.5	13.0	54.0	21.0	1.02	1.087	25
25	M5	604R5	■	10.0	12.0	5.5	45.0	24.0	1.22	1.312	25
	M6	604R6	■	10.0	12.0	6.5	46.5	24.0	1.20	1.292	25
	M8	604R8	■	10.0	12.0	8.5	51.0	24.0	1.31	1.402	25
	M10	604R10	■	10.0	12.0	10.5	55.0	24.0	1.57	1.662	25
	M12	604R12	■	10.0	12.0	13.0	57.0	24.0	1.39	1.482	25
35	M14	604R14	■	10.0	12.0	15.0	61.5	24.0	1.49	1.582	25
	M6	605R6	■	12.0	14.5	6.5	49.5	27.0	1.85	2.010	25
	M8	605R8	■	12.0	14.5	8.5	54.0	27.0	2.00	2.160	25
	M10	605R10	■	12.0	14.5	10.5	59.0	27.0	2.13	2.290	25
	M12	605R12	■	12.0	14.5	13.0	61.0	27.0	2.12	2.280	25
	M14	605R14	■	12.0	14.5	15.0	64.5	27.0	2.18	2.340	25
	M16	605R16	■	12.0	14.5	17.0	68.0	27.0	2.24	2.400	25

See next page



Insulated tubular cable lugs, Cu, standard type

Nominal cross section mm ²	Size of bolt dia.	Part No.	Colour	Dimension mm					Gewicht 100 St. ~kg Cu	Gewicht 100 St. ~kg Ges.	Packing unit/ pcs
				d12	d13	d2	G1	I10			
50	M6	606R6	■	14.0	16.5	6.5	59.0	32.0	3.00	3.220	25
	M8	606R8	■	14.0	16.5	8.5	59.0	32.0	2.93	3.150	25
	M10	606R10	■	14.0	16.5	10.5	63.0	32.0	3.08	3.300	25
	M12	606R12	■	14.0	16.5	13.0	68.0	32.0	3.23	3.450	25
	M14	606R14	■	14.0	16.5	15.0	71.5	32.0	3.32	3.540	25
	M16	606R16	■	14.0	16.5	17.0	77.0	32.0	3.38	3.600	25
	M20	606R20	■	14.0	16.5	21.0	83.5	32.0	3.46	3.680	25
70	M6	607R6	■	16.4	18.9	6.5	65.5	33.5	4.49	4.760	25
	M8	607R8	■	16.4	18.9	8.5	65.5	33.5	4.38	4.650	25
	M10	607R10	■	16.4	18.9	10.5	66.5	33.5	4.54	4.810	25
	M12	607R12	■	16.4	18.9	13.0	70.5	33.5	4.63	4.900	25
	M14	607R14	■	16.4	18.9	15.0	73.5	33.5	4.76	5.030	25
	M16	607R16	■	16.4	18.9	17.0	78.5	33.5	4.24	4.510	25
	M20	607R20	■	16.4	18.9	21.0	84.5	33.5	5.09	5.360	25
95	M8	608R8	■	17.8	20.8	8.5	74.0	40.0	5.44	5.85	25
	M10	608R10	■	17.8	20.8	10.5	74.0	40.0	5.40	5.81	25
	M12	608R12	■	17.8	20.8	13.0	76.0	40.0	5.56	5.97	25
	M14	608R14	■	17.8	20.8	15.0	79.5	40.0	5.62	6.03	25
	M16	608R16	■	17.8	20.8	17.0	84.0	40.0	5.82	6.23	25
	M20	608R20	■	17.8	20.8	21.0	96.0	40.0	6.71	7.12	25
120	M8	609R8	■	19.3	22.3	8.5	80.5	41.5	6.72	7.18	10
	M10	609R10	■	19.3	22.3	10.5	80.5	41.5	6.57	7.03	10
	M12	609R12	■	19.3	22.3	13.0	80.5	41.5	6.38	6.84	10
	M16	609R16	■	19.3	22.3	17.0	85.5	41.5	6.51	6.97	10



Insulated butt connectors, Cu, standard type



- ▶ For multi-stranded round conductors, e.g. to DIN EN 60228 Cl. 2
- ▶ For pre-rounded multi-stranded sector shaped conductors
- ▶ No additional insulation of the crimped connection required
- ▶ Is directly crimped with the insulation

Characteristics

- With buttmarks for precise cable insertion
- Annealed material optimises material and crimping properties
- Simple cable entry due to internal chamfer
- Heat resistant to 105° C

Material

- Connector: Copper (EN 13600)
- Insulation sleeve: PA, halogen-free

Surface

- Tin-plated to protect against corrosion

Technical instructions

- Tool: see page 40
- Dimensions of butt connectors can be found on page 21
- Sleeves for compacted conductors and sleeves for 3-core and 4-core cables, see chapter „Sleeves for compacted conductors and sector shaped conductors - Cu“

Nominal cross section mm ²	Part No.	Colour	Dimension mm			Gewicht 100 St. ~kg Cu	Gewicht 100 St. ~kg Ges.	Packing unit/pcs
			d12	d13	l10			
10	622R	■	7.0	9.0	42	0.72	0.84	25
16	623R	■	8.5	10.5	50	1.00	1.16	25
25	624R	■	10.0	12.0	57	1.41	1.63	25
35	625R	■	12.0	14.4	65	2.24	2.60	25
50	626R	■	14.0	16.4	72	3.36	3.81	25
70	627R	■	16.4	19.0	80	4.87	5.46	25
95	628R	■	17.8	20.8	87	5.91	6.74	25



Tubular cable lugs, blue connection® , Cu



- ▶ For compacted multi-stranded round conductors to DIN EN 60228
- ▶ Accurate assignment of crimping tool/crimping die through colour-coding system
- ▶ Fewer crimps due to max. crimping width
- ▶ Reduced costs due to compact dimensions

Characteristics

- Rigid design thanks to special shaped radius
- Processing takes place without the use of additional sleeves
- Annealed material optimises material and crimping properties
- Simple and safe connection due to flat contact surfaces and internal chamfer

Material

- Copper (EN13600)

Surface

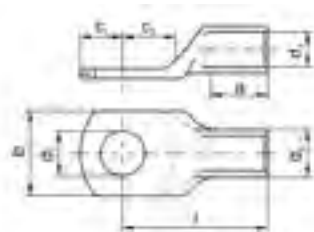
- Tin-plated to protect against corrosion

Technical instructions

- Tool: see page 41

Additional information

- 10-300 mm² IEC-tested



Nominal cross section mm ²	Size of bolt dia.	Part No.	Dimension mm								Weight/ 100 pcs. ~ kg	Packing unit/pcs
			d1	a	b	d2	d4	c1	c2	l		
6	M5	6B5	3.20	9.0	10.50	5.30	5.00	5.00	6.50	20.50	0.24	50
	M6	6B6	3.20	9.0	11.00	6.40	5.00	6.00	8.00	22.00	0.26	50
	M8	6B8	3.20	9.0	12.50	8.40	5.00	8.00	10.00	24.00	0.29	50
	M10	6B10	3.20	9.00	14.00	10.50	5.00	10.00	11.50	25.50	0.30	50
10	M5	10B5	4.10	9.00	11.50	5.30	6.50	5.00	6.50	21.00	0.35	50
	M6	10B6	4.10	9.00	12.00	6.40	6.50	6.00	8.00	22.50	0.39	50
	M8	10B8	4.10	9.00	14.00	8.40	6.50	8.00	10.00	24.50	0.43	50
	M10	10B10	4.10	9.00	15.00	10.50	6.50	10.00	11.50	26.00	0.44	50
16	M6	16B6	5.50	10.0	13.50	6.40	7.70	6.00	8.00	25.00	0.61	50
	M8	16B8	5.50	10.0	15.00	8.40	7.70	8.00	10.00	27.00	0.65	50
	M10	16B10	5.50	10.00	16.50	10.50	7.70	10.00	11.50	28.00	0.69	50
	M12	16B12	5.50	10.00	18.50	13.00	7.70	12.00	13.00	29.50	0.72	50
25	M6	25B6	6.60	10.0	15.00	6.40	9.00	6.00	8.00	25.50	0.81	25
	M8	25B8	6.60	10.0	16.00	8.40	9.00	8.00	10.00	27.50	0.88	50
	M10	25B10	6.60	10.0	18.00	10.50	9.00	10.00	11.50	29.00	0.93	50
	M12	25B12	6.60	10.0	19.50	13.00	9.00	12.00	13.00	30.50	0.97	25
35	M8	35B8	7.70	11.0	18.00	8.40	10.60	8.00	10.00	29.50	1.34	50
	M10	35B10	7.70	11.0	19.50	10.50	10.60	10.00	11.50	31.00	1.42	50
	M12	35B12	7.70	11.0	21.00	13.00	10.60	12.00	13.00	32.50	1.48	25
	M8	50B8	9.20	11.0	19.00	8.40	12.40	8.00	10.00	31.00	1.87	25
50	M10	50B10	9.20	11.0	21.00	10.50	12.40	10.00	11.50	32.50	1.95	25
	M12	50B12	9.20	11.0	23.00	13.00	12.40	12.00	13.00	34.00	2.05	25
	M8	70B8	11.00	21.0	22.00	8.40	14.60	8.00	10.00	41.50	3.17	25
70	M10	70B10	11.00	21.0	24.00	10.50	14.60	10.00	11.50	43.00	3.33	25
	M12	70B12	11.00	21.0	25.00	13.00	14.60	12.00	13.00	44.50	3.46	25
	M16	70B16	11.00	21.0	28.00	17.00	14.60	15.00	17.00	48.50	3.73	10
95	M10	95B10	13.00	21.0	26.00	10.50	17.00	10.00	11.50	44.50	4.55	25
	M12	95B12	13.00	21.0	28.00	13.00	17.00	12.00	13.00	46.00	4.75	25
	M16	95B16	13.00	21.0	30.00	17.00	17.00	15.00	17.00	50.00	5.01	10


See next page



Rohrkabelschuhe, blue connection[®], Cu

Nominal cross section mm ²	Size of bolt dia.	Part No.	Dimension mm								Weight/ 100 pcs. ~ kg	Packing unit/pcs
			d1	a	b	d2	d4	c1	c2	l		
120	M10	120B10	14.50	22.0	28.00	10.50	19.00	10.00	11.50	47.00	6.02	25
	M12	120B12	14.50	22.0	29.50	13.00	19.00	12.00	13.00	48.50	6.26	25
	M16	120B16	14.50	22.0	32.00	17.00	19.00	15.00	17.00	52.50	6.73	10
150	M10	150B10	16.20	22.0	30.00	10.50	21.00	10.00	11.50	48.50	7.41	10
	M12	150B12	16.20	22.0	32.00	13.00	21.00	12.00	13.00	50.00	7.71	10
185	M10	185B10	18.00	24.0	33.00	10.50	23.00	10.00	11.50	52.00	9.21	10
	M12	185B12	18.00	24.0	33.00	13.00	23.00	12.00	13.00	53.50	9.43	10
	M16	185B16	18.00	24.0	36.00	17.00	23.00	15.00	17.00	57.70	10.14	10
240	M12	240B12	20.60	24.0	38.00	13.00	26.00	12.00	13.00	56.00	12.46	10
	M16	240B16	20.60	24.0	38.00	17.00	26.00	15.00	17.00	60.00	13.24	10
300	M12	300B12	23.10	33.0	41.00	13.00	28.00	12.00	13.00	67.00	14.39	5
	M16	300B16	23.10	33.0	41.00	17.00	28.00	15.00	17.00	71.00	15.27	5

Butt connectors, blue connection[®], Cu



- ▶ For compacted multi-stranded round conductors, e.g. to DIN EN 60228 Cl. 2
- ▶ Accurate assignment of crimping tool/crimping die through colour-coding system
- ▶ Fewer crimps due to max. crimping width
- ▶ Reduced costs due to compact dimensions

Characteristics

- Processing takes place without the use of additional sleeves
- Annealed material optimises material and crimping properties
- Simple cable entry due to internal chamfer

Material

- Copper (EN13600)

Surface

- Tin-plated to protect against corrosion

Technical instructions

- Tool: see page 41

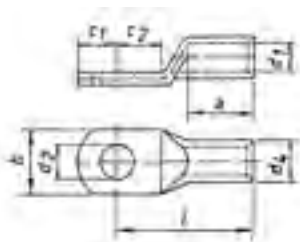
Additional information

- 10-300 mm² IEC-tested

Nominal cross section mm ²	Part No.	Dimension mm			Weight/ 100 pcs. ~ kg	Packing unit/pcs
		d1	d4	l		
6	6B	3.20	5.00	25.00	0.255	50
10	10B	4.10	6.50	25.00	0.360	50
16	16B	5.50	7.70	27.00	0.543	50
25	25B	6.60	9.00	27.00	0.699	50
35	35B	7.70	10.60	28.00	1.026	50
50	50B	9.20	12.40	28.00	1.334	25
70	70B	11.00	14.60	48.00	3.065	25
95	95B	13.00	17.00	48.00	3.987	25
120	120B	14.50	19.00	50.00	5.157	25
150	150B	16.20	21.00	52.00	6.379	10
185	185B	18.00	23.00	56.00	7.889	10
240	240B	20.60	26.00	58.00	10.000	10
300	300B	23.10	28.00	76.00	13.079	5



Tubular cable lugs, Cu, solid conductor type



- ▶ For single-stranded round conductors, e.g. to DIN EN 60228 Cl. 1
- ▶ For pre-rounded sector shaped conductors
- ▶ Safe and secure connecting of solid conductors



Characteristics

- Annealed material optimises material and crimping properties
- Simple and safe connection due to flat contact surfaces and internal chamfer



Material

- Copper (EN13600)



Surface

- Tin-plated to protect against corrosion

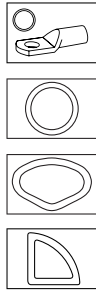

Technical instructions

- Tool: see page 44

Nominal cross section mm ²	Size of bolt dia.	Part No.	Dimension mm								Weight/100 pcs. ~ kg	Packing unit/pcs
			d1	a	b	d2	d4	c1	c2	l		
6	M5	SR65	3.0	8	9.0	5.3	5	4.75	6.0	17.0	0.213	25
	M6	SR66	3.0	8	10.0	6.5	5	6.50	6.5	19.0	0.220	25
10		SR106	4.0	9	10.0	6.5	6	7.00	6.5	19.0	0.300	25
	M8	SR108	4.0	9	14.0	8.5	6	8.50	9.5	22.0	0.320	25
16		M6	SR166	5.0	12	12.5	6.5	8	6.50	7.0	23.5	0.800
	M8	SR168	5.0	12	15.0	8.5	8	9.00	9.0	26.0	0.900	25
25		M6	SR256	6.2	15	14.0	6.5	10	7.50	7.5	30.0	1.560
	M8	SR258	6.2	15	16.0	8.5	10	10.00	10.0	32.0	1.700	25
35		M6	SR356	7.0	15	14.0	6.5	10	7.50	7.5	30.0	1.200
	M8	SR358	7.0	15	16.0	8.5	10	10.00	10.0	32.0	1.310	25
M10		SR3510	7.0	15	18.0	10.5	10	12.00	12.0	34.0	1.570	25
	50	M6	SR506	8.5	17	17.0	6.5	12	7.50	7.5	32.0	1.850
M8		SR508	8.5	17	17.0	8.5	12	10.00	10.0	34.0	2.000	25
		M10	SR5010	8.5	17	19.0	10.5	12	12.00	12.0	37.0	2.130



Butt connectors, Cu, solid conductor type



- ▶ For single-stranded round conductors, e.g. to DIN EN 60228 Cl. 1
- ▶ Also pre-rounded sector shaped conductors
- ▶ Safe and secure connecting of solid conductors

Characteristics

- Annealed material optimises material and crimping properties
- Simple cable entry due to internal chamfer

Material

- Copper (EN13600)

Surface

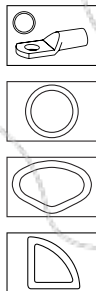
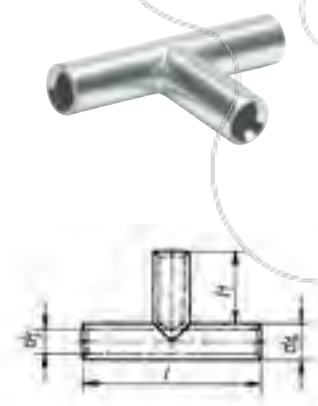
- Tin-plated to protect against corrosion

Technical instructions

- Tool: see page 44

Nominal cross section mm ²	Part No.	Dimension mm			Weight/ 100 pcs. ~ kg	Packing unit/pcs
		d1	d4	l		
1.5-2.5	SV1525	1.9	3.9	25	0.210	100
4	SV4	2.4	4.4	25	0.240	100
6	SV6	3.0	5.0	25	0.275	100
10	SV10	4.0	6.0	25	0.350	100
16	SV16	5.0	8.0	35	0.960	100
25	SV25	6.2	10.0	40	1.700	50
35	SV35	7.0	10.0	40	1.420	50
50	SV50	8.5	12.0	70	3.550	50

T-connectors, Cu, solid conductor type



- ▶ For single-stranded round conductors, e.g. to DIN EN 60228 Cl. 1
- ▶ Also pre-rounded sector shaped conductors
- ▶ Safe and secure connecting of solid conductors
- ▶ Special version for cable tap conductors

Characteristics

- Annealed material optimises material and crimping properties
- Simple cable entry due to internal chamfer

Material

- Copper (EN13600)

Surface

- Tin-plated to protect against corrosion

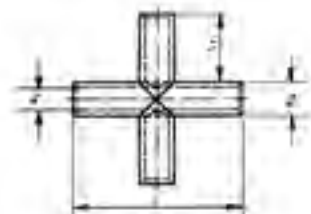
Technical instructions

- Tool: see page 44

Nominal cross section mm ²	Part No.	Dimension mm				Draht-Ø mm	Weight/ 100 pcs. ~ kg	Packing unit/pcs
		d1	d4	l	l1			
1.5-2.5	STV1525	1.9	3.9	30	12	1.38/1.78	0.34	50
4	STV4	2.4	4.4	30	12	2.25	0.40	50
6	STV6	3.0	5.0	30	12	2.75	0.48	50
10	STV10	4.0	6.0	35	14	3.55	0.72	50
16	STV16	5.0	8.0	35	14	4.5	1.40	50
25	STV25	6.2	10.0	50	21	5.65	3.20	25
35	STV35	7.0	10.0	55	23	6.7	2.95	25
50	STV50	8.5	12.0	76	32	8	5.60	25



Cross-connectors, Cu, solid conductor type



- ▶ For single-stranded round conductors, e.g. to DIN EN 60228 Cl. 1
- ▶ Also pre-rounded sector shaped conductors
- ▶ Safe and secure connecting of solid conductors
- ▶ Special version for double cable tap conductors

Characteristics

- Annealed material optimises material and crimping properties
- Simple cable entry due to internal chamfer

Material

- Copper (EN13600)

Surface

- Tin-plated to protect against corrosion

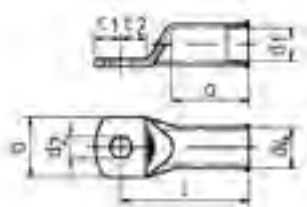
Technical instructions

- Tool: see page 44

Nominal cross section mm ²	Part No.	Dimension mm				Draht-Ø mm	Weight/100 pcs. ~ kg	Packing unit/pcs
		d1	d4	l	l1			
1.5-2.5	SKV1525	1.9	3.9	30	12	1.38/1.78	0.47	25
4	SKV4	2.4	4.4	30	12	2.25	0.56	25
6	SKV6	3.0	5.0	30	12	2.75	0.67	25
10	SKV10	4.0	6.0	35	14	3.55	0.92	25
16	SKV16	5.0	8.0	35	14	4.5	1.86	25
25	SKV25	6.2	10.0	50	21	5.65	4.20	15
35	SKV35	7.0	10.0	55	23	6.7	3.80	15
50	SKV50	8.5	12.0	76	32	8	7.35	15



Tubular cable lugs, Cu, F-series



- ▶ For fine and superfine stranded round conductors, e.g. to DIN EN 60228 Cl. 5 and 6
- ▶ Pipe dimension adjusted for fine and superfine stranded conductors
- ▶ Special wide opening for the easy entry of fine conductors

Characteristics

- Annealed material optimises material and crimping properties
- To DIN EN 61373 class 1B vibration-tested
- Simple and safe connection due to flat contact surfaces and internal chamfer
- Reliable assignment owed to item designation on the cable lug

Material

- Copper (EN13600)

Surface

- Tin-plated to protect against corrosion

Technical instructions

- Tool: see page 42

Additional information

- Also available as featured article with inspection hole, part number appendix „MS“
- 10 - 240 mm² UL-tested

Nominal cross section mm ²	Size of bolt dia.	Part No.	Dimension mm									Weight/ 100 pcs. ~ kg	Packing unit/pcs
			d1	a	b	d2	d4	c1	c2	l			
10	M5	702F5	5.5	14	12	5.3	8.0	6.25	7.5	27	0.72	100	
	M6	702F6	5.5	14	12	6.5	8.0	6.25	7.5	27	0.71	100	
	M8	702F8	5.5	14	16	8.5	8.0	8.50	9.5	29	0.77	100	
	M10	702F10	5.5	14	16	10.5	8.0	10.50	11.5	31	0.82	100	
	M12	702F12	5.5	14	19	13.0	8.0	12.00	13.0	32	0.82	100	
16	M5	703F5	6.6	15	13	5.3	9.5	6.25	7.5	30	1.10	100	
	M6	703F6	6.6	15	13	6.5	9.5	6.25	7.5	30	1.07	100	
	M8	703F8	6.6	15	16	8.5	9.5	10.00	10.0	32	1.21	100	
	M10	703F10	6.6	15	17	10.5	9.5	12.00	12.0	34	1.28	100	
	M12	703F12	6.6	15	19	13.0	9.5	13.00	13.0	35	1.28	100	
25	M5	704F5	7.9	17	15	5.3	11.0	7.50	7.5	32	1.52	25	
	M6	704F6	7.9	17	15	6.5	11.0	7.50	7.5	32	1.50	100	
	M8	704F8	7.9	17	17	8.5	11.0	10.00	10.0	34	1.61	100	
	M10	704F10	7.9	17	17	10.5	11.0	12.00	12.0	37	1.71	100	
	M12	704F12	7.9	17	19	13.0	11.0	13.00	13.0	38	1.74	25	
35	M6	705F6	9.2	19	17	6.5	12.5	7.50	7.5	35	1.91	100	
	M8	705F8	9.2	19	18	8.5	12.5	10.00	10.0	37	2.08	100	
	M10	705F10	9.2	19	18	10.5	12.5	12.00	12.0	40	2.24	100	
	M12	705F12	9.2	19	19	13.0	12.5	13.00	13.0	41	2.22	25	
	M14	705F14	9.2	19	21	15.0	12.5	14.50	14.5	43	2.41	25	
50	M6	706F6	11.0	21	21	6.5	15.0	10.00	10.0	41	3.54	25	
	M8	706F8	11.0	21	21	8.5	15.0	10.00	10.0	41	3.44	50	
	M10	706F10	11.0	21	21	10.5	15.0	12.00	12.0	43	3.64	50	
	M12	706F12	11.0	21	21	13.0	15.0	13.00	13.0	46	3.73	50	
	M14	706F14	11.0	21	23	15.0	15.0	14.50	14.5	48	3.89	25	
	M16	706F16	11.0	21	28	17.0	15.0	16.00	16.0	50	4.02	25	

See next page



Tubular cable lugs, Cu, F-series

Nominal cross section mm ²	Size of bolt dia.	Part No.	Dimension mm								Weight/ 100 pcs. ~ kg	Packing unit/pcs
			d1	a	b	d2	d4	c1	c2	l		
70	M8	707F8	13.0	25	25	8.5	17.0	10.00	10.0	46	4.46	50
	M10	707F10	13.0	25	25	10.5	17.0	12.00	12.0	48	4.62	50
	M12	707F12	13.0	25	25	13.0	17.0	13.00	13.0	50	4.71	50
	M14	707F14	13.0	25	25	15.0	17.0	14.50	14.5	52	4.87	25
	M16	707F16	13.0	25	25	17.0	17.0	16.00	16.0	54	5.85	25
95	M8	708F8	14.5	26	28	8.5	19.0	12.00	12.0	52	6.35	25
	M10	708F10	14.5	26	28	10.5	19.0	12.00	12.0	52	6.23	50
	M12	708F12	14.5	26	28	13.0	19.0	13.00	13.0	53	6.31	50
	M14	708F14	14.5	26	28	15.0	19.0	14.50	14.5	55	6.46	25
	M16	708F16	14.5	26	28	17.0	19.0	16.00	16.0	56	6.56	50
120	M10	709F10	16.2	30	30	10.5	21.0	14.00	14.0	57	8.31	50
	M12	709F12	16.2	30	30	13.0	21.0	15.00	15.0	58	8.39	50
	M14	709F14	16.2	30	30	15.0	21.0	15.00	15.0	58	8.06	25
	M16	709F16	16.2	30	30	17.0	21.0	16.00	16.0	59	8.17	50
	M20	709F20	16.2	30	36	21.0	21.0	22.00	22.0	66	9.56	25
150	M10	710F10	18.0	32	34	10.5	23.0	15.00	16.0	64	10.91	10
	M12	710F12	18.0	32	34	13.0	23.0	16.00	17.0	65	10.89	25
	M14	710F14	18.0	32	34	15.0	23.0	18.00	19.0	67	11.42	10
	M16	710F16	18.0	32	34	17.0	23.0	19.00	20.0	68	11.30	10
	M20	710F20	18.0	32	40	21.0	23.0	21.00	22.0	70	11.36	10
185	M12	711F12	20.6	35	39	13.0	26.0	21.50	19.0	72	15.40	10
	M14	711F14	20.6	35	39	15.0	26.0	21.50	19.0	72	15.20	10
	M16	711F16	20.6	35	39	17.0	26.0	21.50	19.0	72	15.00	25
	M20	711F20	20.6	35	39	21.0	26.0	21.50	19.0	72	14.20	10
	M10	712F10	23.1	44	41	10.5	28.0	16.00	17.0	80	16.50	10
240	M12	712F12	23.1	44	41	13.0	28.0	16.00	17.0	80	16.30	10
	M14	712F14	23.1	44	41	15.0	28.0	19.00	20.0	83	16.80	10
	M16	712F16	23.1	44	41	17.0	28.0	19.00	20.0	83	16.71	25
	M20	712F20	23.1	44	41	21.0	28.0	21.00	22.0	85	17.12	10
	M12	713F12	26.1	44	47	13.0	32.0	19.00	22.0	96	25.60	5
300	M14	713F14	26.1	44	47	15.0	32.0	19.00	22.0	96	26.56	5
	M16	713F16	26.1	44	47	17.0	32.0	19.00	22.0	96	25.60	5
	M20	713F20	26.1	44	47	21.0	32.0	22.00	22.0	96	26.24	5



Angled tubular cable lugs, Cu, 90° angled, F-series



- ▶ For fine and superfine stranded round conductors, e.g. to DIN EN 60228 Cl. 5 and 6
- ▶ Tube dimension adjusted for fine and superfine stranded conductors
- ▶ Special wide opening for the easy entry of fine conductors
- ▶ Flat contact surface by special angle pressing technology

Characteristics

- Annealed material optimises material and crimping properties
- Tube dimensions suitable for fine stranded conductors
- Flat contact surface and internal chamfer for simple cable insertion

Material

- Copper (EN13600)

Surface

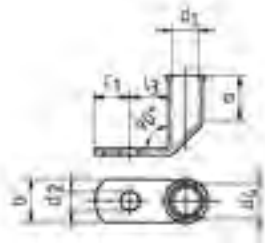
- Tin-plated to protect against corrosion

Technical instructions

- Tool: see page 42

Additional information

- Also available as featured article 45° angled, part number appendix „45“
- Also available as featured article with inspection hole, part number appendix „MS“
- 90° angled version: 10 - 240 mm² UL-tested



Nominal cross section mm ²	Size of bolt dia.	Part No.	Dimension mm							Weight/ 100 pcs. ~ kg	Packing unit/pcs
			d1	a	b	d2	d4	c1	l3		
10	M5	742F5	5.5	14	12	5.3	8.0	6.25	7.5	0.80	50
	M6	742F6	5.5	14	12	6.5	8.0	6.25	7.5	0.78	50
	M8	742F8	5.5	14	16	8.5	8.0	9.00	9.5	0.84	50
	M10	742F10	5.5	14	16	10.5	8.0	10.50	12.0	0.88	50
	M12	742F12	5.5	14	19	13.0	8.0	12.00	13.0	0.90	50
16	M5	743F5	6.6	15	13	5.3	9.5	6.25	7.5	1.12	50
	M6	743F6	6.6	15	13	6.5	9.5	6.25	7.5	1.12	50
	M8	743F8	6.6	15	16	8.5	9.5	10.00	10.0	1.30	50
	M10	743F10	6.6	15	17	10.5	9.5	12.00	12.0	1.38	50
	M12	743F12	6.6	15	19	13.0	9.5	13.00	13.0	1.34	50
25	M5	744F5	7.9	17	15	5.3	11.0	7.50	7.5	1.52	25
	M6	744F6	7.9	17	15	6.5	11.0	7.50	7.5	1.54	25
	M8	744F8	7.9	17	17	8.5	11.0	10.00	10.0	1.80	25
	M10	744F10	7.9	17	17	10.5	11.0	12.00	12.0	1.79	25
	M12	744F12	7.9	17	19	13.0	11.0	13.00	13.0	1.76	25
35	M6	745F6	9.2	19	17	6.5	12.5	7.50	7.5	2.02	25
	M8	745F8	9.2	19	18	8.5	12.5	10.00	10.0	2.18	25
	M10	745F10	9.2	19	18	10.5	12.5	12.00	12.0	2.30	25
	M12	745F12	9.2	19	19	13.0	12.5	13.00	13.0	2.26	25
	M14	745F14	9.2	19	21	15.0	12.5	14.50	14.5	2.65	25
50	M6	746F6	11.0	21	21	6.5	15.0	10.00	10.0	3.75	25
	M8	746F8	11.0	21	21	8.5	15.0	10.00	10.0	3.57	25
	M10	746F10	11.0	21	21	10.5	15.0	12.00	12.0	3.83	25
	M12	746F12	11.0	21	21	13.0	15.0	13.00	13.0	3.74	25
	M14	746F14	11.0	21	23	15.0	15.0	14.50	14.5	4.20	25
	M16	746F16	11.0	21	28	17.0	15.0	16.00	16.0	4.35	25

See next page



Angled tubular cable lugs, Cu, 90° angled, F-series

Nominal cross section mm ²	Size of bolt dia.	Part No.	Dimension mm						Weight/ 100 pcs. ~ kg	Packing unit/pcs	
			d1	a	b	d2	d4	c1			l3
70	M8	747F8	13.0	25	25	8.5	17.0	10.00	10.0	4.83	25
	M10	747F10	13.0	25	25	11.0	17.0	12.00	12.0	5.18	25
	M12	747F12	13.0	25	25	13.0	17.0	13.00	13.0	5.16	25
	M14	747F14	13.0	25	25	15.0	17.0	14.50	14.5	5.38	25
	M16	747F16	13.0	25	25	17.0	17.0	16.00	16.0	6.50	25
	M8	748F8	14.5	26	28	8.5	19.0	12.00	12.0	6.66	25
95	M10	748F10	14.5	26	28	11.0	19.0	12.00	12.0	6.04	25
	M12	748F12	14.5	26	28	13.0	19.0	13.00	13.0	6.58	25
	M14	748F14	14.5	26	28	15.0	19.0	14.50	14.5	7.24	25
	M16	748F16	14.5	26	28	17.0	19.0	16.00	16.0	7.34	25
120	M10	749F10	16.2	30	30	11.0	21.0	14.00	14.0	8.76	10
	M12	749F12	16.2	30	30	13.0	21.0	15.00	15.0	8.76	10
	M14	749F14	16.2	30	30	15.0	21.0	15.00	15.0	9.15	10
	M16	749F16	16.2	30	30	17.0	21.0	16.00	16.0	8.54	10
	M20	749F20	16.2	30	36	21.0	21.0	22.00	22.0	9.60	10
	M10	750F10	18.0	32	34	11.0	23.0	15.00	16.0	11.54	10
150	M12	750F12	18.0	32	34	13.0	23.0	16.00	18.0	11.58	10
	M14	750F14	18.0	32	34	15.0	23.0	18.00	19.0	11.90	10
	M16	750F16	18.0	32	34	17.0	23.0	19.00	20.0	11.80	10
	M20	750F20	18.0	32	40	21.0	23.0	21.00	22.0	12.00	10
185	M12	751F12	20.6	35	39	13.0	26.0	21.50	19.0	16.36	10
	M14	751F14	20.6	35	39	15.0	26.0	21.50	19.0	16.20	10
	M16	751F16	20.6	35	39	17.0	26.0	21.50	19.0	15.36	10
	M20	751F20	20.6	35	39	21.0	26.0	21.50	19.0	15.80	10
240	M16	752F16	23.1	44	41	17.0	28.0	19.00	20.0	17.80	5



Butt connectors, Cu, F-series



- ▶ For fine and superfine stranded round conductors, e.g. to DIN EN 60228 Cl. 5 and 6
- ▶ Pipe dimension adjusted for fine and superfine stranded conductors
- ▶ Special wide opening for the easy entry of fine conductors

Characteristics

- Simple and safe processing due to butt mark
- Annealed material optimises material and crimping properties
- Simple cable entry due to internal chamfer

Material

- Copper (EN13600)

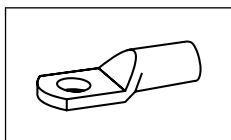
Surface

- Tin-plated to protect against corrosion

Technical instructions

- Tool: see page 42

Nominal cross section mm ²	Part No.	Dimension mm			Weight/ 100 pcs. ~ kg	Packing unit/pcs
		d1	d4	l		
10	722F	5.5	8.0	38	0.90	100
16	723F	6.6	9.5	38	1.25	100
25	724F	7.9	11.0	38	1.56	50
35	725F	9.2	12.5	45	2.19	50
50	726F	11.0	15.0	45	3.37	50
70	727F	13.0	17.0	54	4.65	50
95	728F	14.5	19.0	56	6.05	25
120	729F	16.2	21.0	60	7.58	25
150	730F	18.0	23.0	68	9.83	10
185	731F	20.6	26.0	75	13.30	10

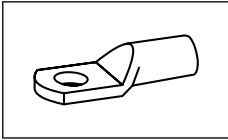


Tool application chart

Tubular cable lugs, butt connectors, parallel connectors and T-connectors „standard type“ and tubular cable lugs for switchgear connections made from Cu
Part 1 of 2

Tool type	Crimping range corresponds to nominal cross-section mm ²	Crimping Tool		Catalogue page		Crimp profile
		Part No.	Crimping head / adapter	Crimping Tool	Crimping die	
Mechanical crimping tools	0.75-16	K2		229		
	1-4	K511		239		
	6-50	K5		231		
			K05	235		
	6+10	K512		239		
	10-25	K04		234		
	10-120	K06		236		
	16-95	K95		230		
			TK95	231		
	25-150	K09		238		
	50-120	K6		232		
	120-240	K7		233		
	185-400	K07		232		
Mechanical, electrical, pneumatic crimping tools with interchangeable dies / heads	0.75-2.5	KP1	+KP232	240		
		KP1L	+KP232	240		
	0.75-10	K50		244	326	
		EK50ML		254	326	
	4-10	KP1	+KP242	240		
		KP1L	+KP242	240		
	6-150	K354		246	328	
	6-185	K18		248	337	
	6-300	K22		250	341	
	Hand hydraulic crimping tools	6-185	HK6018		292	337
HK60UNV			+UA18	473	337	
6-300		HK6022		294	341	
		HK60UNV	+UA22	473	341	
10-240		HK60VP		296		
16-300		HK60VPFT		297		
16-400		HK12030		298	347	
		HK12042		300	347	
	HK120U		302	347		
Battery powered crimping tools	0.75-2.5	EKP1ML	+KP232	260		
	0.75-10	EK1550ML		258	326	
	4-10	EKP1ML	+KP242	260		
	6-150	EK354ML		262	328	
		EK354		266	328	
	6-185	EK5018		270	337	
		EK60UNV	+UA18	476	337	
		EKM60UNV	+UA18	475	337	
	6-240	EK505		268	333	

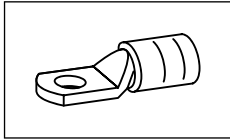
See next page



Tool application chart

Tubular cable lugs, butt connectors, parallel connectors and T-connectors „standard type“ and tubular cable lugs for switchgear connections made from Cu
Part 2 of 2

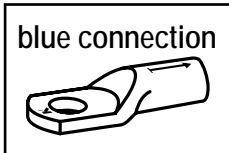
Tool type	Crimping range corresponds to nominal cross-section mm ²	Crimping Tool		Catalogue page		Crimp profile
		Part No.	Crimping head / adapter	Crimping Tool	Crimping die	
Battery powered crimping tools	6-300	EK6022		274	341	⬡
		EKM6022		272	341	⬡
		EK60UNV	+UA22	476	341	⬡
		EKM60UNV	+UA22	475	341	⬡
	10-240	EK60VP		276		⬢
		EKM60ID		278		⬢
	16-300	EK60VPFT		277		⬢
	16-400	EK12032		280	347	⬡
		EK12042		282	347	⬡
		EK120U		284	347	⬡
		EK135FT	+UA12T	286	347	⬡
		EK120UNV	+UA15T	477	347	⬡
	35-500	EK120ID		279		⬢
	500-630	EK135FT		286	352	⬡
Hydraulic crimping systems	6-185	THK18		306	337	⬡
	6-300	THK22		308	341	⬡
	16-400	HK122EL380		322	347	⬡
		HK252		320	353	⬡
	HK252EL380		322	353	⬡	
Hydraulic crimping heads	6-185	PK18		306	337	⬡
		PK60UNV	+UA18	474	337	⬡
	6-300	PK22		308	341	⬡
		PK60UNV	+UA22	474	341	⬡
	10-240	PK60VP		310		⬢
		PK60ID		311		⬢
	16-300	PK60VPFT		310		⬢
	16-400	PK12042		312	347	⬡
		PK120U		314	347	⬡
		PK252		316	353	⬢



Tool application chart

Insulated tubular cable lugs and butt connectors „standard type“

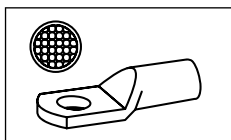
Tool type	Crimping range corresponds to nominal cross-section mm ²	Crimping Tool		Catalogue page		Crimp profile
		Part No.	Crimping head / adapter	Crimping Tool	Crimping die	
Mechanical, electrical, pneumatic crimping tools with interchangeable dies / heads	10-70	K354		246	328	○
	10-95	K18		248	337	○
	10-150	K22		250	341	○
Hand hydraulic crimping tools	10-95	HK6018		292	337	○
		HK60UNV	+UA18	473	337	○
	10-150	HK6022		294	341	○
		HK60UNV	+UA22	473	341	○
		HK12030		298	347	○
		HK12042		300	347	○
		HK120U		302	347	○
Battery powered crimping tools	10-70	EK354ML		262	328	○
		EK354		266	328	○
	10-95	EK5018		270	337	○
		EK505		268	333	○
		EK60UNV	+UA18	476	337	○
		EKM60UNV	+UA18	475	337	○
	10-150	EK6022		274	341	○
		EKM6022		272	341	○
		EK60UNV	+UA22	476	341	○
		EKM60UNV	+UA22	475	341	○
		EK12032		280	347	○
		EK12042		282	347	○
		EK120U		284	347	○
		EK135FT	+UA15T	286	347	○
		EK120UNV	+UA12T	477	347	○
		Hydraulic crimping systems	10-95	THK18		306
10-150	THK22			308	341	○
	HK122EL380			322	347	○
	HK252EL380			323	353	○
	HK252			320	353	○
Hydraulic crimping heads	10-95	PK18		306	337	○
		PK60UNV	+UA18	474	337	○
	10-150	PK22		308	341	○
		PK60UNV	+UA22	474	341	○
		PK12042		312	347	○
		PK120U		314	347	○
		PK252		316	353	○



Tool application chart

Tubular cable lugs and butt connectors blue connection[®]

Tool type	Crimping range corresponds to nominal cross-section mm ²	Crimping Tool		Catalogue page		Crimp profile
		Part No.	Crimping head / adapter	Crimping Tool	Crimping die	
Mechanical crimping tools	6-50	K05BC		234		⬡
	6-300	K22		250	342	⬡
	10-120	K06BC		236		⬡
	25-150	K09BC		237		⬡
Mechanical, electrical, pneumatic crimping tools with interchangeable dies / heads	6-150	K354		246	329	⬡
Hand hydraulic crimping tools	6-240	HK60UNV	+UA5	473	333	⬡
	6-300	HK6022		294	342	⬡
		HK60UNV	+UA22	473	342	⬡
Battery powered crimping tools	6-150	EK354ML		262	329	⬡
		EK354		266	329	⬡
	6-240	EK505		268	333	⬡
		EKM60UNV	+UA5	475	333	⬡
		EK60UNV	+UA5	475	333	⬡
	6-300	EK6022		274	342	⬡
		EKM6022		272	342	⬡
		EKM60UNV	+UA22	475	342	⬡
		EK60UNV	+UA22	476	342	⬡
Hydraulic crimping systems	6-300	THK22		308	342	⬡
	16-400	HK122EL380		322		⬡
Hydraulic crimping heads	6-300	PK22		308	342	⬡
		PK60UNV	+UA22	474	342	⬡



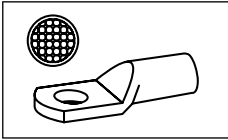
Tool application chart

Tubular cable lugs and butt connectors for fine stranded conductors

Part 1 of 2

Tool type	Crimping range corresponds to nominal cross-section mm ²	Crimping Tool		Catalogue page		Crimp profile	
		Part No.	Crimping head / adapter	Crimping Tool	Crimping die		
Mechanical crimping tools	6-50	K5		231			
	16-95	K95		230			
		TK95		231			
	50-120	K6		232			
	120-240	K7		233			
	185-400	K07		232			
Mechanical, electrical, pneumatic crimping tools with interchangeable dies / heads	10-35	K354		246	329		
	10-50	K18		248	337		
	10-70	K22		250	342		
Hand hydraulic crimping tools	10-50	HK6018		292	337		
		HK60UNV	+UA18	473	337		
	10-70	HK6022		294	342		
		HK60UNV	+UA22	473	342		
	10-240	HK60VP		296			
	16-150	HK12030		298	348		
		HK12042		300	348		
		HK120U		302	348		
	16-300	HK60VPFT		297			
	Battery powered crimping tools	10-35	EK354ML		262	329	
			EK354		266	329	
		10-50	EK505		268	334	
EK5018				270	337		
EK60UNV			+UA18	476	337		
10-70		EKM60UNV	+UA18	475	337		
		EK6022		274	342		
		EKM6022		272	342		
		EK60UNV	+UA22	476	342		
10-240		EKM60UNV	+UA22	475	342		
		EK60VP		276			
		EKM60ID		278			
		16-150	EK12032		280	348	
EK12042				282	348		
EK120U				284	348		
EK135FT			+UA15T	286	348		
EK120UNV			+UA12T	322	348		
16-300		EK60VPFT		277			
35-500		EK120ID		279			
Hydraulic crimping systems		10-50	THK18		306	337	
	10-70	THK22		308	342		
	16-300	HK252		320	354		
		HK252EL380		323	354		

See next page

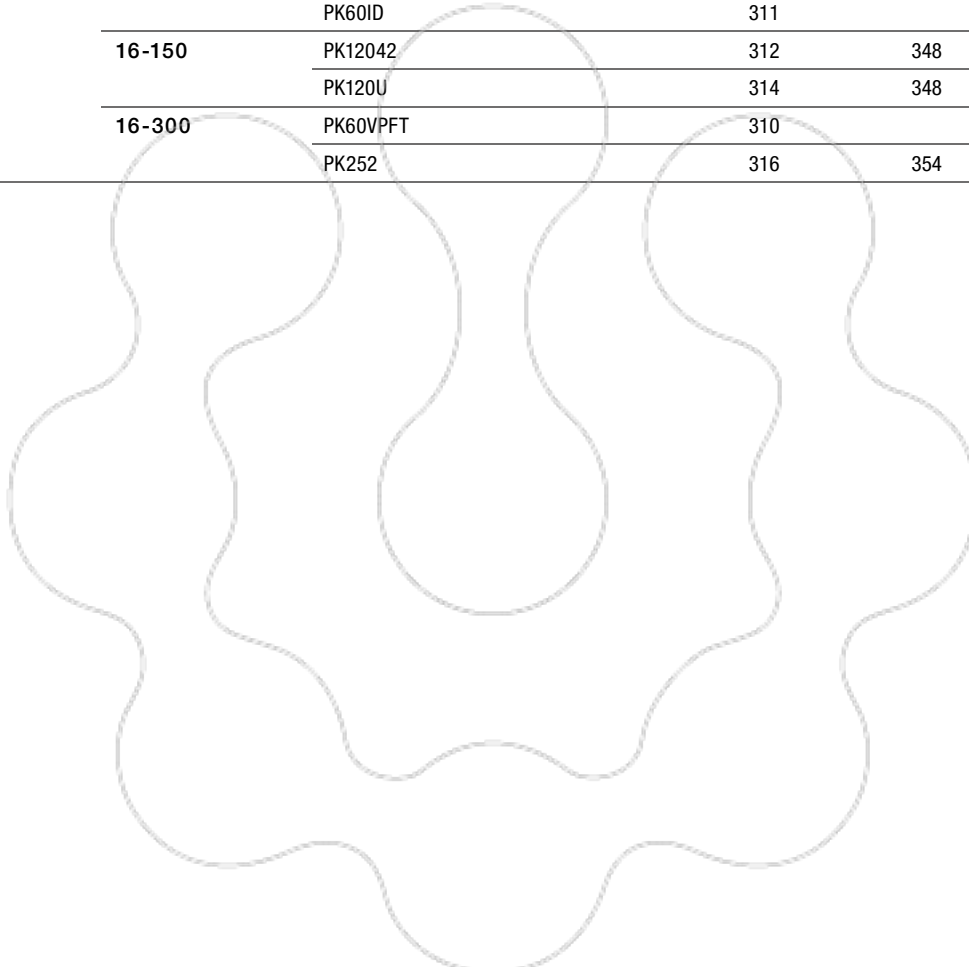


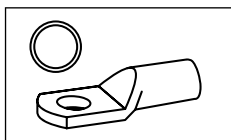
Tool application chart

Tubular cable lugs and butt connectors for fine stranded conductors

Part 2 of 2

Tool type	Crimping range corresponds to nominal cross-section mm ²	Crimping Tool		Catalogue page		Crimp profile
		Part No.	Crimping head / adapter	Crimping Tool	Crimping die	
Hydraulic crimping heads	10-50	PK18		306	337	
		PK60UNV	+UA18	474	337	
	10-70	PK22		308	342	
		PK60UNV	+UA22	474	342	
	10-240	PK60VP		310		
		PK60ID		311		
	16-150	PK12042		312	348	
		PK120U		314	348	
	16-300	PK60VPFT		310		
		PK252		316	354	






Tool application chart

Tubular cable lugs and butt connectors for solid conductors

Tool type	Crimping range corresponds to nominal cross-section mm ²	Crimping Tool		Catalogue page		Crimp profile		
		Part No.	Crimping head / adapter	Crimping Tool	Crimping die			
Mechanical crimping tools	0.75-16	K02		229				
	1.5-4	K93		228				
	6-10	K94		228				
	25-50*	K05		235				
Mechanical, electrical, pneumatic crimping tools with interchangeable dies / heads	1.5-10	K50		244	326			
		EK50ML		254	326			
	1.5-16	K354		246	329			
		K18		248	338			
		K22		250	342			
Hand hydraulic crimping tools	1.5-16	HK6018		292	338			
		HK60UNV	+UA18	473	338			
		HK6022		294	342			
		HK60UNV	+UA22	473	342			
Battery powered crimping tools	1.5-10	EK1550ML		258	326			
	1.5-16	EK354ML		262	329			
		EK354		266	329			
		EK5018		270	338			
		EK60UNV	+UA18	476	338			
		EKM60UNV	+UA18	475	338			
		EK6022		274	342			
		EKM6022		272	342			
		EK60UNV	+UA22	476	342			
		EKM60UNV	+UA22	475	342			
		Hydraulic crimping systems	1.5-16	THK18		306	338	
				THK22		308	342	
Hydraulic crimping heads	1.5-16			PK18		306	338	
		PK60UNV	+UA18	474	338			
		PK22		308	342			
		PK60UNV	+UA22	474	342			

*For cross-sections 25 + 35 mm² use the die size 25 mm².
For cross-section 50 mm² use the die size 35 mm².
We recommend 2 crimps on each side





THE RESISTANT – TUBULAR CABLE LUGS AND CONNECTORS, NICKEL OR STAINLESS STEEL

We also develop for use in tough conditions. Our tubular cable lugs and connectors made from nickel and stainless steel are a cut above: withstanding temperatures of up to 650 °C, our Klauke products have without doubt developed to meet the requirements of the chemical industry, the foodstuff sector and foodstuff industry. You can also rely on our high-quality products for special applications. We know what we are doing.



In brief

- ▶ Tough to 650 °C
- ▶ Suitable for the chemical and foodstuff industry sectors, for instance
- ▶ Suitable even for aggressive environments, such as contact with salt water

► **When things get hot: Nickel cable lugs**

Nickel cable lugs are especially suitable for use in applications at high temperatures of up to 650 °C. Thanks to their high resilience they no longer need to be frequently replaced at connections exposed to heat.

- High-quality nickel
- Heat-resistant to 650 °C
- No constant replacement of the cable lug at hot locations



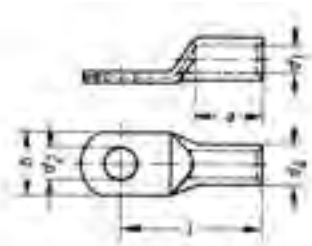
► **Safe in aggressive environments with stainless steel**

High-quality stainless steel ensures extra resilience, especially in aggressive environments. The resistance is retained.

- High-quality V2A and V4A stainless steel
- Acid resistant
- Can be used at temperatures to 400 °C
- V2A stainless steel for the chemical and foodstuff sectors and salt water applications
- V4A stainless steel in chlorinated environments such as swimming pools, for instance



Tubular cable lugs, stainless steel



- ▶ For multi-stranded round conductors, e.g. to DIN EN 60228 Cl. 2
- ▶ For pre-rounded stranded sector shaped conductors
- ▶ Ideal for aggressive environmental conditions, acid and rust-resistant
- ▶ Heat resistant up to 400 °C

Characteristics

- Flat contact surface by special pressing technology
- Simple and safe connection due to flat contact surfaces and internal chamfer

Material

- V2A

Technical instructions

- Tool: see page 53

Additional information

- Also available as featured article in stainless steel V4A

Nominal cross section mm ²	Size of bolt dia.	Part No.	Dimension mm						Weight/ 100 pcs. ~ kg	Packing unit/ pcs		
			d1	a	b	d2	d4	l				
0.5-1	M4	79V4	1.6	6	6.5	4.3	3.2	13	0.080	100		
	M5	79V5	1.6	6	7.5	5.3	3.2	14	0.080	100		
1.5-2.5	M4	80V4	3.0	8	9.0	4.3	5.0	17	0.260	100		
	M5	80V5	3.0	8	9.0	5.5	5.0	17	0.190	100		
	M6	80V6	3.0	8	9.5	6.5	5.0	19	0.215	100		
4-6	M4	81V4	4.0	9	9.0	4.3	6.0	18	0.260	100		
	M5	81V5	4.0	9	9.5	5.5	6.0	19	0.280	100		
	M6	81V6	4.0	9	10.0	6.5	6.0	19	0.280	100		
10	M5	82V5	5.0	10	12.5	5.5	8.0	22	0.710	100		
	M6	82V6	5.0	10	12.5	6.5	8.0	22	0.780	100		
	M8	82V8	5.0	10	15.0	8.5	8.0	25	0.780	100		
16	M5	83V5	6.0	13	12.0	5.5	8.0	28	0.500	50		
	M6	83V6	6.0	13	12.0	6.5	8.0	28	0.550	50		
	M8	83V8	6.0	13	15.0	8.5	8.0	29	0.600	50		
25	M6	84V6	7.0	15	14.0	6.5	10.0	30	1.210	50		
	M8	84V8	7.0	15	16.0	8.5	10.0	32	1.850	50		
35	M6	85V6	9.0	17	17.0	6.5	12.0	32	1.600	50		
	M8	85V8	9.0	17	17.0	8.5	12.0	35	1.850	50		
50	M6	86V6	10.0	19	20.0	6.5	14.0	37	2.800	50		
	M8	86V8	10.0	19	20.0	8.5	14.0	37	2.600	50		
	M10	86V10	10.0	19	20.0	10.5	14.0	39	2.800	50		
70	M12	86V12	10.0	19	20.0	13.0	14.0	43	2.960	50		
	M8	87V8	12.0	21	23.0	8.5	16.0	43	3.650	25		
	M10	87V10	12.0	21	23.0	10.5	16.0	44	3.930	25		
	M12	87V12	12.0	21	23.0	13.0	16.0	46	3.850	25		
95	M16	87V16	12.0	21	26.0	17.0	16.0	46	3.960	25		
	M8	88V8	14.0	25	26.0	8.5	18.0	48	4.650	25		
	M10	88V10	14.0	25	26.0	10.5	18.0	48	5.610	25		
			M12	88V12	14.0	25	26.0	13.0	18.0	49	5.540	25



Butt connectors, stainless steel



- ▶ For multi-stranded round conductors, e.g. to DIN EN 60228 Cl. 2
- ▶ Ideal for aggressive environmental conditions, acid and rust-resistant
- ▶ Heat resistant up to 400 °C



Characteristics

- Simple and safe processing due to butt mark
- Simple cable entry due to internal chamfer



Material

- V2A



Technical instructions

- Tool: see page 53



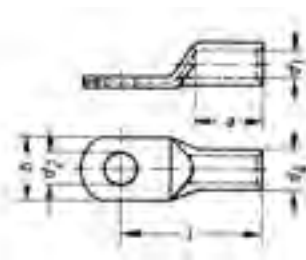
Additional information

- Also available as featured article in stainless steel V4A



Nominal cross section mm ²	Part No.	Dimension mm			Weight/ 100 pcs. ~ kg	Packing unit/pcs
		d1	d4	l		
0.5-1	79R	1.6	3.2	25	0.135	50
1.5-2.5	80R	3.0	5.0	25	0.250	50
4-6	81R	4.0	6.0	25	0.325	50
10	82R	5.0	8.0	25	0.360	50
16	83R	6.0	8.0	30	0.510	50
25	84R	7.0	10.0	35	1.100	25
35	85R	9.0	12.0	40	1.560	25
50	86R	10.0	14.0	45	2.670	25
70	87R	12.0	16.0	50	3.400	25
95	88R	14.0	18.0	55	4.300	25

Tubular cable lug, Ni



- ▶ For multi-stranded round conductors, e.g. to DIN EN 60228 Cl. 2
- ▶ Suitable for high temperatures up to 650 °C



Characteristics

- Simple and safe connection due to flat contact surfaces and internal chamfer



Material

- High-grade nickel



Technical instructions

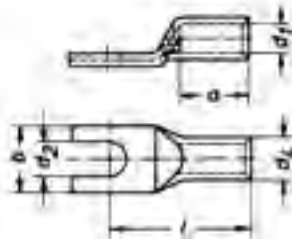
- Tool: see page 53



Nominal cross section mm ²	Size of bolt dia.	Part No.	Dimension mm						Weight/ 100 pcs. ~ kg	Packing unit/ pcs
			d1	a	b	d2	d4	l		
0.5-1	M4	56N4	1.6	6	6.5	4.3	3.2	13	0.080	100
	M5	56N5	1.6	6	7.5	5.3	3.2	14	0.080	100
1.5-2.5	M4	57N4	2.3	6	7.0	4.3	3.9	13	0.105	100
	M5	57N5	2.3	6	7.5	5.3	3.9	14	0.105	100
	M6	57N6	2.3	6	9.5	6.5	3.9	16	0.130	100
4-6	M4	58N4	3.6	9	9.5	4.3	5.6	18	0.275	100
	M5	58N5	3.6	9	9.5	5.3	5.6	19	0.275	100
	M6	58N6	3.6	9	9.5	6.5	5.6	19	0.260	100
10	M5	59N5	4.5	10	12.0	5.5	6.5	21	0.340	100
	M6	59N6	4.5	10	12.0	6.5	6.5	22	0.360	100
16	M5	60N5	5.5	13	12.0	5.5	7.5	26	0.470	100
	M6	60N6	5.5	13	12.0	6.5	7.5	27	0.480	100
	M8	60N8	5.5	13	13.5	8.5	7.5	29	0.560	100
25	M6	61N6	7.0	15	14.0	6.5	10.0	30	1.200	50
	M8	61N8	7.0	15	16.0	8.5	10.0	32	1.320	50
35	M6	62N6	8.5	17	17.0	6.5	12.0	32	1.850	50
	M8	62N8	8.5	17	17.0	8.5	12.0	34	2.000	50
50	M8	63N8	10.0	19	20.0	8.5	14.0	37	2.900	50
	M10	63N10	10.0	19	20.0	10.5	14.0	39	3.100	50
70	M10	64N10	12.0	21	23.0	10.5	16.5	44	4.600	25
	M12	64N12	12.0	21	23.0	13.0	16.5	46	4.660	25
95	M10	65N10	13.5	25	26.0	10.5	18.0	48	5.550	25
	M12	65N12	13.5	25	26.0	13.0	18.0	49	5.600	25



Tubular cable lugs, Cu, fork type



- ▶ For multi-stranded round conductors, e.g. to DIN EN 60228 Cl. 2
- ▶ Suitable for high temperatures up to 650 °C
- ▶ Simple fork-type mounting



Characteristics

- Simple and safe connection due to flat contact surfaces and internal chamfer



Material

- High-grade nickel



Technical instructions


- Tool: see page 53



Nominal cross section mm ²	Size of bolt dia.	Part No.	Dimension mm						Weight/ 100 pcs. ~ kg	Packing unit/ pcs
			d1	a	b	d2	d4	l		
0.5-1	M4	56C4	1.6	6	6.5	4.3	3.2	13	0.070	50
	M5	56C5	1.6	6	7.5	5.3	3.2	14	0.075	50
1.5-2.5	M4	57C4	2.3	6	7.0	4.3	3.9	13	0.095	50
	M5	57C5	2.3	6	7.5	5.3	3.9	14	0.095	50
	M6	57C6	2.3	6	9.5	6.5	3.9	16	0.110	50
	M4	58C4	3.6	9	9.5	4.3	5.6	18	0.250	50
4-6	M5	58C5	3.6	9	9.5	5.3	5.6	19	0.255	50
	M6	58C6	3.6	9	9.5	6.5	5.6	19	0.235	50
10	M5	59C5	4.5	10	12.0	5.5	6.5	21	0.320	50
	M6	59C6	4.5	10	12.0	6.5	6.5	22	0.340	50
16	M5	60C5	5.5	13	12.0	5.5	7.5	26	0.440	50
	M6	60C6	5.5	13	12.0	6.5	7.5	27	0.450	50
	M8	60C8	5.5	13	13.5	8.5	7.5	29	0.520	50



Butt connectors, Ni



- ▶ For multi-stranded round conductors, e.g. to DIN EN 60228 Cl. 2
- ▶ Suitable for high temperatures to 650 °C



Characteristics

- Simple and safe processing due to butt mark
- Simple cable entry due to internal chamfer



Material

- High-grade nickel

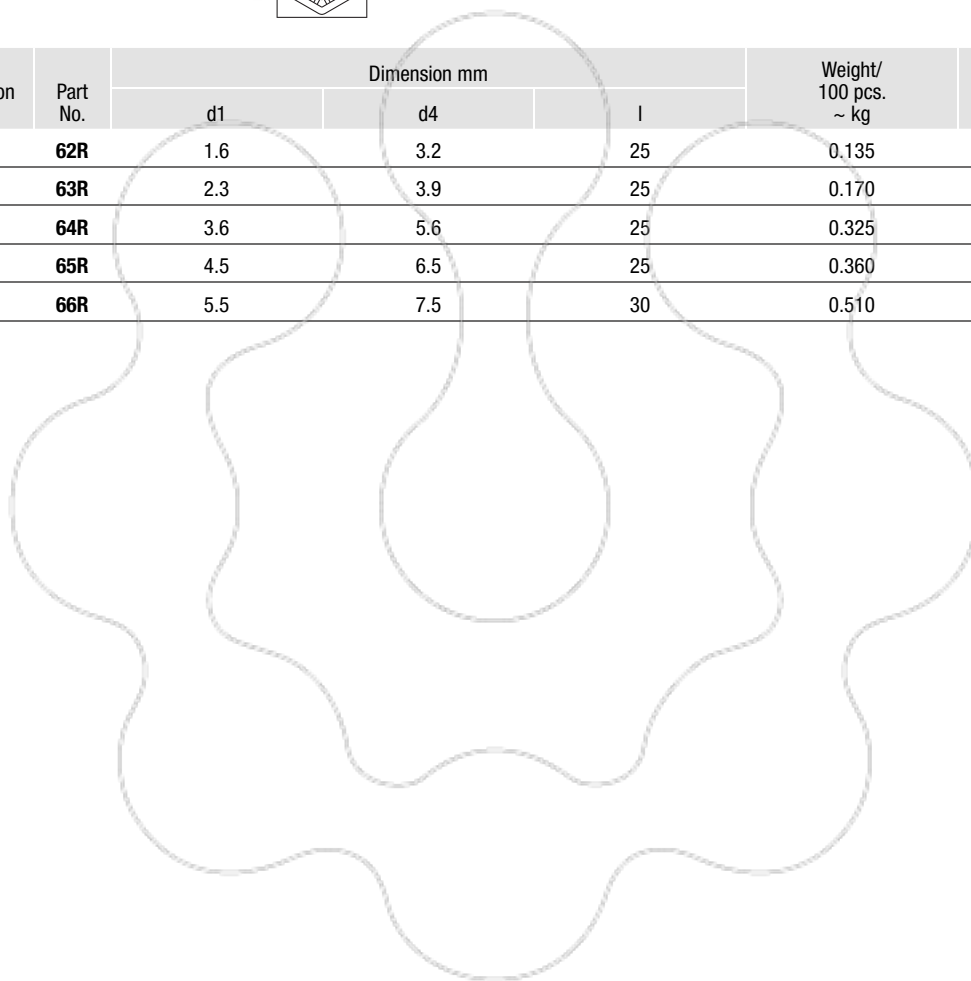


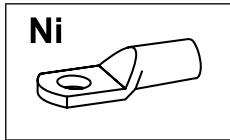
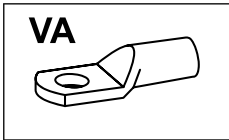
Technical instructions

- Tool: see page 53



Nominal cross section mm ²	Part No.	Dimension mm			Weight/ 100 pcs. ~ kg	Packing unit/pcs
		d1	d4	l		
0.5-1	62R	1.6	3.2	25	0.135	50
1.5-2.5	63R	2.3	3.9	25	0.170	50
4-6	64R	3.6	5.6	25	0.325	50
10	65R	4.5	6.5	25	0.360	50
16	66R	5.5	7.5	30	0.510	50





Tool application chart

Tubular cable lugs and butt connectors made from stainless steel or nickel

Tool type	Crimping range corresponds to nominal cross-section mm ²	Crimping Tool		Catalogue page		Crimp profile
		Part No.	Crimping head / adapter	Crimping Tool	Crimping die	
Mechanical crimping tools	0.5-6	K25		230		
Mechanical, electrical, pneumatic crimping tools with interchangeable dies / heads	0.5-16	K354		246	329	
	10-50	K22		250	342	
Hand hydraulic crimping tools	10-50	HK6022		294	342	
		HK6022	+UA22	473	342	
	70-95	HK12030		298	348	
		HK12042		300	348	
		HK120U		302	348	
Battery powered crimping tools	0.5-16	EK354ML		262	329	
		EK354		266	342	
	10-50	EKM6022		272	342	
		EK6022		274	342	
		EK60UNV	+UA22	476	342	
		EKM60UNV	+UA22	475	342	
	70-95	EK12032		280	348	
		EK12042		282	348	
		EK120U		284	348	
		EK120UNV	+UA12T	477	348	
		EK135FT	+UA15T	286	348	
	Hydraulic crimping systems	10-50	THK22		308	342
Hydraulic crimping heads	10-50	PK22		308	342	
		PK60UNV	+UA22	474	342	
	70-95	PK12042		312	348	
		PK120U		314	348	

CONFORMITY - COPPER COMPRESSION CABLE LUGS AND CONNECTORS TO DIN

Klauke products conform not only to its own standards. But also to DIN standards with strict standardised dimensions. Our compression cable lugs and connectors range to 1000 mm² nominal cross-section, with standardised designations and markings. We have the quality certified by the IEC test, including our special versions.



In brief

- ▶ Standardised sizes even for special versions
- ▶ Clear markings for standardised processing
- ▶ For all conductor classes to DIN EN 60228



▶ Tested and certified for safety

Our DIN cable lugs and connectors are strictly manufactured to standard. In addition, the test suggested in the standard has been passed with ease.

- Simple processing with DIN system
- Safety through standardised tests
- For all conductor classes to DIN EN 60228 and copper wires to DIN 46267-1



DIN



▶ Every version standardised

We offer cable lugs with tube dimension to DIN in numerous different forms and versions. If there happens to be no suitable connector for you, we will of course make you one to suit your needs.

- Flexible thanks to numerous versions
- Various surfaces available
- Many special versions based on the DIN standard available
- Manufactured to suit your particular requirements

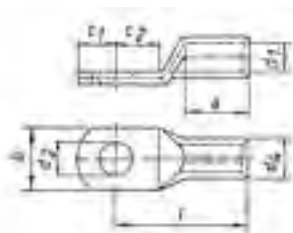
▶ Clear markings

Where simplicity and safety are key: Every cable lug to DIN comes with the appropriate crimping instruction. Readily visible markings indicate the crimping location required to work in compliance with the standard. Code numbers on the dies and cable lugs show the correct crimp at a glance.





Compression cable lugs to DIN, Cu



- ▶ For round conductors, e.g. to DIN EN 60228 Cl. 1, 2, 5 and 6
- ▶ For non-tension copper cables, e.g. to DIN 48201
- ▶ For pre-rounded multi-stranded sector shaped conductors
- ▶ With code number for clear tool assignment
- ▶ To DIN 46235



Characteristics

- Easy to process due to crimp markings
- Annealed material optimises material and crimping properties
- Simple and safe connection due to flat contact surfaces and internal chamfer

Material

- Copper (EN13600)

Surface

- Tin-plated to protect against corrosion

Technical instructions

- Tool: see page 69
- Sleeves for compacted conductors and sleeves for 3-core and 4-core cables, see chapter „Sleeves for compacted conductors and sector shaped conductors - Cu“

Additional information

- Part Number appendix for bright version „BK“
- Item in barrier sealed design upon request
- 10 - 800 mm² IEC-tested
- * = not standardised



Nominal cross section mm ²	Size of bolt diameter	Part No.	Hint	Code	Dimension mm								Weight/100 pcs. ~ kg	Packing unit/pcs
					a	b	d1	d2	d4	c1	c2	l		
6	M 5	101R5		5	10	8.5	3.8	5.3	5.5	6.5	7.5	24	0.24	100
	M 6	101R6		5	10	8.5	3.8	6.4	5.5	7.5	8.0	24	0.30	100
	M 8	101R8	*	5	10	13.0	3.8	8.4	5.5	10.0	10.0	24	0.34	100
10	M 5	102R5		6	10	9.0	4.5	5.3	6.0	7.0	8.5	27	0.37	100
	M 6	102R6		6	10	9.0	4.5	6.4	6.0	7.5	8.5	27	0.36	100
	M 8	102R8	*	6	10	13.0	4.5	8.4	6.0	10.0	10.0	27	0.38	100
16	M 6	103R6		8	20	13.0	5.5	6.4	8.5	7.5	8.0	36	1.19	100
	M 8	103R8		8	20	13.0	5.5	8.4	8.5	10.0	10.0	36	1.22	100
	M 10	103R10		8	20	17.0	5.5	10.5	8.5	12.0	12.0	36	1.30	100
	M 12	103R12	*	8	20	18.0	5.5	13.0	8.5	13.0	13.0	36	1.27	100
25	M 6	104R6		10	20	14.0	7.0	6.4	10.0	7.5	8.0	38	1.51	50
	M 8	104R8		10	20	16.0	7.0	8.4	10.0	10.0	10.0	38	1.54	50
	M 10	104R10		10	20	17.0	7.0	10.5	10.0	12.0	12.0	38	1.62	50
	M 12	104R12		10	20	19.0	7.0	13.0	10.0	13.0	13.0	38	1.66	25
35	M 6	105R6	*	12	20	17.0	8.2	6.4	12.5	7.5	8.0	42	2.77	50
	M 8	105R8		12	20	17.0	8.2	8.4	12.5	10.0	10.0	42	2.85	50
	M 10	105R10		12	20	19.0	8.2	10.5	12.5	12.0	12.0	42	2.84	50
	M 12	105R12		12	20	21.0	8.2	13.0	12.5	13.0	13.0	42	2.79	50
	M 14	105R14	*	12	20	21.0	8.2	15.0	12.5	14.5	14.5	42	2.70	25

see next page

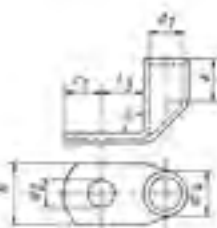


Compression cable lugs to DIN, Cu

Nominal cross section mm ²	Size of bolt diameter	Part No.	Hint	Code	Dimension mm							Weight/100 pcs. ~ kg	Packing unit/pcs	
					a	b	d1	d2	d4	c1	c2			l
50	M 8	106R8		14	28	20.0	10.0	8.4	14.5	10.0	10.0	52	4.46	50
	M 10	106R10		14	28	22.0	10.0	10.5	14.5	12.0	12.0	52	4.48	50
	M 12	106R12		14	28	24.0	10.0	13.0	14.5	13.0	13.0	52	4.40	50
	M 14	106R14	*	14	28	24.0	10.0	15.0	14.5	14.5	14.5	52	4.30	25
	M 16	106R16		14	28	28.0	10.0	17.0	14.5	16.0	16.0	52	4.57	25
70	M 8	107R8		16	28	24.0	11.5	8.4	16.5	10.0	10.0	55	5.92	50
	M 10	107R10		16	28	24.0	11.5	10.5	16.5	12.0	12.0	55	6.02	50
	M 12	107R12		16	28	24.0	11.5	13.0	16.5	13.0	13.0	55	5.89	50
	M 14	107R14	*	16	28	24.0	11.5	15.0	16.5	14.5	14.5	55	5.80	25
	M 16	107R16		16	28	30.0	11.5	17.0	16.5	16.0	16.0	55	6.13	25
95	M 8	108R8	*	18	35	28.0	13.5	8.4	19.0	12.0	12.0	65	9.21	25
	M 10	108R10		18	35	28.0	13.5	10.5	19.0	12.0	12.0	65	8.97	50
	M 12	108R12		18	35	28.0	13.5	13.0	19.0	13.0	13.0	65	8.62	50
	M 14	108R14	*	18	35	28.0	13.5	15.0	19.0	14.5	14.5	65	8.78	25
	M 16	108R16		18	35	32.0	13.5	17.0	19.0	16.0	16.0	65	9.00	50
120	M 10	109R10		20	35	32.0	15.5	10.5	21.0	15.0	16.0	70	11.40	50
	M 12	109R12		20	35	32.0	15.5	13.0	21.0	16.0	17.0	70	11.31	50
	M 14	109R14	*	20	35	32.0	15.5	15.0	21.0	18.0	19.0	70	11.45	25
	M 16	109R16		20	35	32.0	15.5	17.0	21.0	19.0	20.0	70	11.24	50
	M 20	109R20		20	35	38.0	15.5	21.0	21.0	21.0	22.0	70	11.03	25
150	M 10	110R10		22	35	34.0	17.0	10.5	23.5	15.0	16.0	78	16.38	10
	M 12	110R12		22	35	34.0	17.0	13.0	23.5	16.0	17.0	78	16.29	25
	M 14	110R14	*	22	35	34.0	17.0	15.0	23.5	19.0	20.0	78	16.38	10
	M 16	110R16		22	35	34.0	17.0	17.0	23.5	19.0	20.0	78	16.17	10
	M 20	110R20		22	35	40.0	17.0	21.0	23.5	21.0	22.0	78	15.90	10
185	M 10	111R10		25	40	37.0	19.0	10.5	25.5	15.0	16.0	82	18.96	10
	M 12	111R12		25	40	37.0	19.0	13.0	25.5	16.0	17.0	82	18.11	10
	M 14	111R14	*	25	40	37.0	19.0	15.0	25.5	19.0	20.0	82	19.21	10
	M 16	111R16		25	40	37.0	19.0	17.0	25.5	19.0	20.0	82	18.74	25
	M 20	111R20		25	40	40.0	19.0	21.0	25.5	21.0	22.0	82	18.69	10
240	M 12	112R12		28	40	42.0	21.5	13.0	29.0	16.0	17.0	92	27.00	10
	M 14	112R14	*	28	40	42.0	21.5	15.0	29.0	19.0	20.0	92	27.58	10
	M 16	112R16		28	40	42.0	21.5	17.0	29.0	19.0	20.0	92	27.37	25
	M 20	112R20		28	40	45.0	21.5	21.0	29.0	21.0	22.0	92	26.88	10
300	M 14	113R14	*	32	50	46.0	24.5	15.0	32.0	19.0	22.0	100	33.29	5
	M 16	113R16		32	50	46.0	24.5	17.0	32.0	19.0	22.0	100	32.94	5
	M 20	113R20		32	50	46.0	24.5	21.0	32.0	22.0	22.0	100	33.24	5
400	M 14	114R14	*	38	70	54.0	27.5	15.0	38.5	25.0	25.0	115	69.38	5
	M 16	114R16		38	70	54.0	27.5	17.0	38.5	25.0	25.0	115	68.54	5
	M 20	114R20		38	70	54.0	27.5	21.0	38.5	25.0	25.0	115	65.40	5
500	M 16	115R16	*	42	70	60.0	31.0	17.0	42.0	25.0	25.0	125	83.31	1
	M 20	115R20		42	70	60.0	31.0	21.0	42.0	25.0	25.0	125	81.58	1
625	M 16	116R16	*	44	80	64.0	34.5	17.0	44.0	25.0	25.0	135	79.60	1
	M 20	116R20		44	80	64.0	34.5	21.0	44.0	25.0	25.0	135	79.69	1
800	M 16	117R16	*	52	100	75.0	40.0	17.0	52.0	30.0	30.0	165	150.00	1
	M 20	117R20		52	100	75.0	40.0	21.0	52.0	30.0	30.0	165	149.00	1
1000	M 16	118R16	*	58	100	83.0	44.0	17.0	58.0	30.0	30.0	165	199.00	1
	M 20	118R20		58	100	83.0	44.0	21.0	58.0	30.0	30.0	165	195.00	1



Angled compression cable lugs, Cu, 90° angled



- ▶ For round conductors, e.g. to DIN EN 60228 Cl. 1, 2, 5 and 6
- ▶ For non-tension copper cables, e.g. to DIN 48201
- ▶ For pre-rounded multi-stranded sector shaped conductors
- ▶ Tube dimensions according to DIN 46235
- ▶ With code number for clear tool assignment

Characteristics

- Flat contact surface by special angle pressing process
- Easy to process due to crimp markings
- Annealed material optimises material and crimping properties
- Simple cable entry due to internal chamfer

Material

- Copper (EN13600)

Surface

- Tin-plated to protect against corrosion

Technical instructions

- Sleeves for compacted conductors and sleeves for 3-core and 4-core cables, see chapter „Sleeves for compacted conductors and sector shaped conductors - Cu“
- Tool: see page 69

Additional information

- Part Number appendix for bright version „BK“
- 10 - 240 mm² IEC-tested

Nominal cross section mm ²	Size of bolt diameter	Part No.	Code	Dimension mm							Weight/ 100 pcs. ~ kg	Packing unit/pcs
				a	b	d1	d2	d4	c1	l3		
6	M 5	161R5	5	10	8.5	3.8	5.3	5.5	6.5	9	0.28	50
	M 6	161R6	5	10	8.5	3.8	6.4	5.5	7.5	10	0.32	50
10	M 5	162R5	6	10	9.0	4.5	5.3	6.0	7.0	10	0.34	50
	M 6	162R6	6	10	9.0	4.5	6.4	6.0	7.5	10	0.35	50
16	M 8	162R8	6	10	13.0	4.5	8.4	6.0	10.0	13	0.37	50
	M 6	163R6	8	20	13.0	5.5	6.4	8.5	7.5	11	1.20	50
16	M 8	163R8	8	20	13.0	5.5	8.4	8.5	10.0	13	1.30	50
	M 10	163R10	8	20	17.0	5.5	10.5	8.5	12.0	15	1.40	50
25	M 12	163R12	8	20	18.0	5.5	13.0	8.5	13.0	18	1.33	50
	M 6	164R6	10	20	14.0	7.0	6.4	10.0	7.5	11	1.54	25
25	M 8	164R8	10	20	16.0	7.0	8.4	10.0	10.0	13	1.60	25
	M 10	164R10	10	20	17.0	7.0	10.5	10.0	12.0	15	1.63	25
35	M 12	164R12	10	20	19.0	7.0	13.0	10.0	13.0	18	1.70	25
	M 8	165R8	12	20	17.0	8.2	8.4	12.5	10.0	13	2.72	25
35	M 10	165R10	12	20	19.0	8.2	10.5	12.5	12.0	15	2.76	25
	M 12	165R12	12	20	21.0	8.2	13.0	12.5	13.0	18	2.85	25
50	M 14	165R14	12	20	21.0	8.2	15.0	12.5	14.5	20	2.92	25
	M 8	166R8	14	28	20.0	10.0	8.4	14.5	10.0	16	4.39	25
50	M 10	166R10	14	28	22.0	10.0	10.5	14.5	12.0	16	4.46	25
	M 12	166R12	14	28	24.0	10.0	13.0	14.5	13.0	18	4.49	25
50	M 14	166R14	14	28	24.0	10.0	15.0	14.5	14.5	20	4.73	25
	M 16	166R16	14	28	28.0	10.0	17.0	14.5	16.0	22	4.66	25

see next page

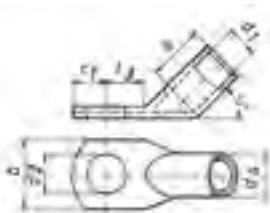


Angled compression cable lugs, Cu, 90° angled

Nominal cross section mm ²	Size of bolt diameter	Part No.	Code	Dimension mm							Weight/100 pcs. ~ kg	Packing unit/pcs
				a	b	d1	d2	d4	c1	l3		
70	M 8	167R8	16	28	24.0	11.5	8.4	16.5	10.0	14	5.92	25
	M 10	167R10	16	28	24.0	11.5	10.5	16.5	12.0	16	6.31	25
	M 12	167R12	16	28	24.0	11.5	13.0	16.5	13.0	18	6.34	25
	M 14	167R14	16	28	24.0	11.5	15.0	16.5	14.5	20	6.50	25
	M 16	167R16	16	28	30.0	11.5	17.0	16.5	16.0	22	6.63	25
95	M 10	168R10	18	35	28.0	13.5	10.5	19.0	12.0	17	9.03	25
	M 12	168R12	18	35	28.0	13.5	13.0	19.0	13.0	18	9.27	25
	M 14	168R14	18	35	28.0	13.5	15.0	19.0	14.5	20	9.06	25
	M 16	168R16	18	35	32.0	13.5	17.0	19.0	16.0	22	9.18	25
120	M 10	169R10	20	35	32.0	15.5	10.5	21.0	15.0	17	10.41	10
	M 12	169R12	20	35	32.0	15.5	13.0	21.0	16.0	18	10.65	10
	M 14	169R14	20	35	32.0	15.5	15.0	21.0	18.0	20	10.75	10
	M 16	169R16	20	35	32.0	15.5	17.0	21.0	19.0	22	10.72	10
	M 20	169R20	20	35	38.0	15.5	21.0	21.0	21.0	24	11.00	10
150	M 10	170R10	22	35	34.0	17.0	10.5	23.5	15.0	17	14.18	10
	M 12	170R12	22	35	34.0	17.0	13.0	23.5	16.0	18	14.33	10
	M 14	170R14	22	35	34.0	17.0	15.0	23.5	19.0	20	15.60	10
	M 16	170R16	22	35	34.0	17.0	17.0	23.5	19.0	22	15.24	10
	M 20	170R20	22	35	40.0	17.0	21.0	23.5	21.0	24	15.70	10
185	M 10	171R10	25	40	37.0	19.0	10.5	25.5	15.0	22	18.60	10
	M 12	171R12	25	40	37.0	19.0	13.0	25.5	16.0	22	18.69	10
	M 14	171R14	25	40	37.0	19.0	15.0	25.5	19.0	22	19.10	10
	M 16	171R16	25	40	37.0	19.0	17.0	25.5	19.0	22	19.00	10
	M 20	171R20	25	40	40.0	19.0	21.0	25.5	21.0	24	18.72	10
240	M 12	172R12	28	40	42.0	21.5	13.0	29.0	16.0	22	25.09	10
	M 14	172R14	28	40	42.0	21.5	15.0	29.0	19.0	22	25.70	10
	M 16	172R16	28	40	42.0	21.5	17.0	29.0	19.0	22	24.96	10
	M 20	172R20	28	40	45.0	21.5	21.0	29.0	21.0	24	25.26	10



Angled compression cable lugs, Cu, 45° angled



- ▶ For round conductors, e.g. to DIN EN 60228 Cl. 1, 2, 5 and 6
- ▶ For non-tension copper cables, e.g. to DIN 48201
- ▶ For pre-rounded multi-stranded sector shaped conductors
- ▶ Tube dimensions according to DIN 46235
- ▶ With code number for clear tool assignment



Characteristics

- Flat contact surface by special angle pressing process
- Easy to process due to crimp markings
- Annealed material optimises material and crimping properties
- Simple cable entry due to internal chamfer



Material

- Copper (EN13600)



Surface

- Tin-plated to protect against corrosion



Technical instructions

- Sleeves for compacted conductors and sleeves for 3-core and 4-core cables, see chapter „Sleeves for compacted conductors and sector shaped conductors - Cu“
- Tool: see page 69



Additional information

- Part Number appendix for bright version „BK“
- 10 - 240 mm² IEC-tested



Nominal cross section mm ²	Size of bolt diameter	Part No.	Code	Dimension mm							Weight/ 100 pcs. ~ kg.	Packing unit/pcs
				a	b	d1	d2	d4	c1	l3		
6	M 5	161R545	5	10	8.5	3.8	5.5	5.5	6.5	9	0.32	50
	M 6	161R645	5	10	8.5	3.8	6.5	5.5	7.5	10	0.34	50
10	M 5	162R545	6	10	9.0	4.5	5.5	6.0	7.0	10	0.36	50
	M 6	162R645	6	10	9.0	4.5	6.5	6.0	7.5	10	0.35	50
16	M 8	162R845	6	10	13.0	4.5	8.5	6.0	10.0	13	0.39	50
	M 6	163R645	8	20	13.0	5.5	6.5	8.5	7.5	11	1.20	50
16	M 8	163R845	8	20	13.0	5.5	8.5	8.5	10.0	13	0.28	50
	M 10	163R1045	8	20	17.0	5.5	10.5	8.5	12.0	15	1.34	50
25	M 12	163R1245	8	20	18.0	5.5	13.0	8.5	13.0	18	1.35	50
	M 6	164R645	10	20	14.0	7.0	6.5	10.0	7.5	11	1.49	25
25	M 8	164R845	10	20	16.0	7.0	8.5	10.0	10.0	13	1.60	25
	M 10	164R1045	10	20	17.0	7.0	10.5	10.0	12.0	15	1.64	25
35	M 12	164R1245	10	20	19.0	7.0	13.0	10.0	13.0	18	1.73	25
	M 8	165R845	12	20	17.0	8.2	8.5	12.5	10.0	13	2.72	25
35	M 10	165R1045	12	20	19.0	8.2	10.5	12.5	12.0	15	2.92	25
	M 12	165R1245	12	20	21.0	8.2	13.0	12.5	13.0	18	2.98	25
50	M 14	165R1445	12	20	21.0	8.2	15.0	12.5	14.5	20	3.03	25
	M 8	166R845	14	28	20.0	10.0	8.5	14.5	10.0	13	4.63	25
50	M 10	166R1045	14	28	22.0	10.0	10.5	14.5	12.0	16	4.84	25
	M 12	166R1245	14	28	24.0	10.0	13.0	14.5	13.0	18	4.94	25
50	M 14	166R1445	14	28	24.0	10.0	15.0	14.5	14.5	20	4.96	25
	M 16	166R1645	14	28	28.0	10.0	17.0	14.5	16.0	22	4.92	25

see next page

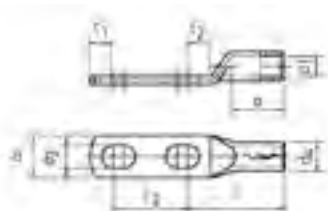


Angled compression cable lugs, Cu, 45° angled

Nominal cross section mm ²	Size of bolt diameter	Part No.	Code	Dimension mm							Weight/100 pcs. ~ kg	Packing unit/pcs
				a	b	d1	d2	d4	c1	l3		
70	M 8	167R845	16	28	24.0	11.5	8.5	16.5	10.0	14	6.40	25
	M 10	167R1045	16	28	24.0	11.5	10.5	16.5	12.0	16	6.76	25
	M 12	167R1245	16	28	24.0	11.5	13.0	16.5	13.0	18	6.90	25
	M 14	167R1445	16	28	24.0	11.5	15.0	16.5	14.5	20	6.72	25
	M 16	167R1645	16	28	30.0	11.5	17.0	16.5	16.0	22	6.96	25
95	M 10	168R1045	18	35	28.0	13.5	10.5	19.0	12.0	17	9.64	25
	M 12	168R1245	18	35	28.0	13.5	13.0	19.0	13.0	18	9.21	25
	M 14	168R1445	18	35	28.0	13.5	15.0	19.0	14.5	20	9.51	25
	M 16	168R1645	18	35	32.0	13.5	17.0	19.0	16.0	22	9.40	25
120	M 10	169R1045	20	35	32.0	15.5	10.5	21.0	15.0	17	11.09	10
	M 12	169R1245	20	35	32.0	15.5	13.0	21.0	16.0	18	11.45	10
	M 14	169R1445	20	35	32.0	15.5	15.0	21.0	18.0	20	11.55	10
	M 16	169R1645	20	35	32.0	15.5	17.0	21.0	19.0	22	11.76	10
	M 20	169R2045	20	35	38.0	15.5	21.0	21.0	21.0	24	11.55	10
150	M 10	170R1045	22	35	34.0	17.0	10.5	23.5	15.0	17	15.93	10
	M 12	170R1245	22	35	34.0	17.0	13.0	23.5	16.0	18	16.08	10
	M 14	170R1445	22	35	34.0	17.0	15.0	23.5	19.0	20	16.38	10
	M 16	170R1645	22	35	34.0	17.0	17.0	23.5	19.0	22	16.90	10
	M 20	170R2045	22	35	40.0	17.0	21.0	23.5	21.0	24	16.49	10
185	M 10	171R1045	25	40	37.0	19.0	10.5	25.5	15.0	22	20.16	10
	M 12	171R1245	25	40	37.0	19.0	13.0	25.5	16.0	22	19.60	10
	M 14	171R1445	25	40	37.0	19.0	15.0	25.5	19.0	22	20.05	10
	M 16	171R1645	25	40	37.0	19.0	17.0	25.5	19.0	22	19.68	10
	M 20	171R2045	25	40	40.0	19.0	21.0	25.5	21.0	24	19.95	10
240	M 12	172R1245	28	40	42.0	21.5	13.0	29.0	16.0	22	26.46	10
	M 14	172R1445	28	40	42.0	21.5	15.0	29.0	19.0	22	26.99	10
	M 16	172R1645	28	40	42.0	21.5	17.0	29.0	19.0	22	26.92	10
	M 20	172R2045	28	40	45.0	21.5	21.0	29.0	21.0	24	26.88	10



Compression cable lugs to DIN special type, Cu with 2 holes



- ▶ For round conductors, e.g. to DIN EN 60228 Cl. 1, 2, 5 and 6
- ▶ For non-tension copper cables, e.g. to DIN 48201
- ▶ For pre-rounded sector shaped conductors
- ▶ Tube dimensions according to DIN 46235
- ▶ With code number for clear tool assignment

Characteristics

- Easy to process due to crimp markings
- Annealed material optimises material and crimping properties
- Flat contact surface by special pressing technique
- Internal chamfer for simple cable insertion

Material

- Copper (EN13600)

Surface

- Tin-plated to protect against corrosion

Technical instructions

- Sleeves for compacted conductors and sleeves for 3-core and 4-core cables, see chapter „Sleeves for compacted conductors and sector shaped conductors - Cu“
- Tool: see page 69

Additional information

- Part Number appendix for bright version „BK“

Nominal cross section mm ²	Size of bolt diameter	Part No.	Code	Dimension mm									Weight/ 100 pcs. ~ kg	Packing unit/pcs
				a	b	d1	d2	d4	c1	c2	l	l2		
70	2 x M 12	147D212	16	28	24	11.5	13	16.5	13	13	55	50 - 62	10.82	5
95		148D212	18	35	28	13.5	13	19.0	13	13	65	50 - 62	15.24	5
120		149D212	20	35	32	15.5	13	21.0	16	17	70	50 - 62	18.62	5
150		150D212	22	35	34	17.0	13	23.5	16	17	78	50 - 62	26.10	5
185		151D212	25	40	37	19.0	13	25.5	16	17	82	50 - 62	30.48	5
240		152D212	28	40	42	21.5	13	29.0	16	17	92	50 - 62	41.52	5



Compression cable lugs, special type, Cu with 1 hole, double crimping



- ▶ Special design for mounting of 2 multi-stranded cables, e.g. to DIN EN 60228 Cl. 2
- ▶ With crimp markings for correct crimp positioning

Characteristics

- Annealed material optimises material and crimping properties
- Simple and safe connection due to flat contact surfaces and internal chamfer

Material

- Copper (EN13600)

Surface

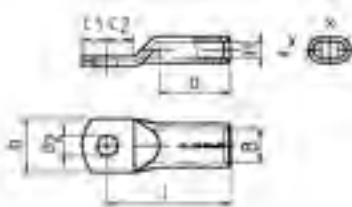
- Tin-plated to protect against corrosion

Technical instructions

- Tool: see page 70

Additional information

- Part Number appendix for bright version „BK“



Nominal cross section mm ²	Size of bolt diameter	Part No.	Code	Dimension mm							B	Weight/ 100 pcs. ~ kg	Packing unit/pcs
				a	b	d2	c1	c2	l	H			
2 x 50	M 12	136DP12	22 DP	35	34	13	16	17	78	10.0	20	16.30	5
2 x 70		137DP12	24 DP	40	37	13	16	17	82	11.5	23	18.90	5
2 x 95		138DP12	29 DP	40	42	13	16	17	92	13.5	27	27.12	5
2 x 120		139DP12	32 DP	50	48	13	19	22	100	15.5	31	33.50	5

Compression cable lugs, special type, Cu with 2 long holes, double crimping



- ▶ Special design for mounting of 2 multi-stranded cables, e.g. to DIN EN 60228 Cl. 2
- ▶ With crimp markings for correct crimp positioning

Characteristics

- Annealed material optimises material and crimping properties
- Simple cable entry due to internal chamfer
- Flat contact surface by special pressing technique

Material

- Copper (EN13600)

Surface

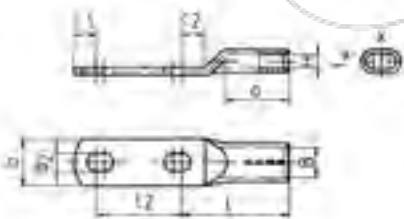
- Tin-plated to protect against corrosion

Technical instructions

- Tool: see page 70

Additional information


- Part Number appendix for bright version „BK“



Nominal cross section mm ²	Size of bolt diameter	Part No.	Code	Dimension mm							H	B	Weight/ 100 pcs. ~ kg	Packing unit/pcs
				a	b	d2	c1	c2	l	l2				
2 x 50	2 x M 12	136DP212	22 DP	35	34	13	16	17	78	50 - 62	10.0	20	23.20	5
2 x 70		137DP212	24 DP	40	37	13	16	17	82	50 - 62	11.5	23	29.64	5
2 x 95		138DP212	29 DP	40	42	13	16	17	92	50 - 62	13.5	27	38.50	5
2 x 120		139DP212	32 DP	50	48	13	19	22	100	50 - 62	15.5	31	45.80	5



Compression joints to DIN, Cu



- ▶ For round conductors, e.g. to DIN EN 60228 Cl. 1, 2, 5 and 6 and pre-rounded sector shaped conductors
- ▶ For non-tension copper cables, e.g. to DIN 48201
- ▶ To DIN 46267, Part 1
- ▶ With code number for clear tool assignment
- ▶ With crimp markings for correct crimp positioning

Characteristics

- Simple and safe processing due to butt mark
- Annealed material optimises material and crimping properties
- Simple cable entry due to internal chamfer

Material

- Copper (EN13600)

Surface

- Tin-plated to protect against corrosion

Technical instructions

- Sleeves for compacted conductors and sleeves for 3-core and 4-core cables, see chapter „Sleeves for compacted conductors and sector shaped conductors - Cu“
Tool: see page 69
- Reduction sleeves for connecting unequal cross-sections can be found on page 68

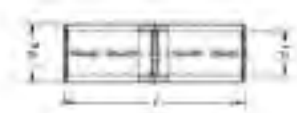
Additional information

- Part Number appendix for bright version „BK“
- 10 - 800 mm² IEC-tested

Nominal cross section mm ²	Part No.	Code	Dimension mm			Weight/ 100 pcs. ~ kg	Packing unit/pcs
			d1	d4	l		
6	121R	5	3.8	5.5	30	0.31	100
10	122R	6	4.5	6.0	30	0.34	100
16	123R	8	5.5	8.5	50	1.45	100
25	124R	10	7.0	10.0	50	1.77	50
35	125R	12	8.2	12.5	50	2.89	50
50	126R	14	10.0	14.5	56	4.26	50
70	127R	16	11.5	16.5	56	5.41	50
95	128R	18	13.5	19.0	70	8.62	25
120	129R	20	15.5	21.0	70	9.66	25
150	130R	22	17.0	23.5	80	14.50	10
185	131R	25	19.0	25.5	85	17.00	10
240	132R	28	21.5	29.0	90	23.41	10
300	133R	32	24.5	32.0	100	29.23	5
400	134R	38	27.5	38.5	150	74.32	5
500	135R	42	31.0	42.0	160	89.09	1
625	136R	44	34.5	44.0	160	79.10	1
800	137R	52	40.0	52.0	200	151.00	1
1000	138R	58	44.0	58.0	200	198.00	1



Compression joints, Cu



- ▶ For round conductors, e.g. to DIN EN 60228 Cl. 1, 2, 5 and 6 and pre-rounded sector shaped conductors
- ▶ For non-tension copper cables, e.g. to DIN 48201
- ▶ Barrier design with oil stop
- ▶ Tube dimension to DIN 46267, part 1
- ▶ With code number for clear tool assignment

Characteristics

- Easy to process due to crimp markings
- Annealed material optimises material and crimping properties
- Simple cable entry due to internal chamfer

Suitable for

- Non-tension connections

Material

- Copper (EN13600)

Surface

- Tin-plated to protect against corrosion

Technical instructions

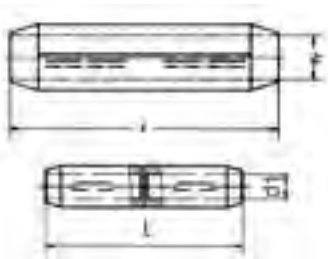

- Sleeves for compacted conductors and sleeves for 3-core and 4-core cables, see chapter „Sleeves for compacted conductors and sector shaped conductors - Cu“
- Tool: see page 69
- Reduction sleeves for connecting unequal cross-sections can be found on page 68

Additional information

- Part Number appendix for bright version „BK“

Nominal cross section mm ²	Part No.	Code	Dimension mm			Weight/ 100 pcs. ~ kg	Packing unit/pcs
			d1	d4	l		
16	523R	8	5.5	8.5	50	1.54	25
25	524R	10	7.0	10.0	50	1.84	25
35	525R	12	8.2	12.5	50	2.99	25
50	526R	14	10.0	14.5	56	4.46	25
70	527R	16	11.5	16.5	56	5.61	25
95	528R	18	13.5	19.0	70	8.88	25
120	529R	20	15.5	21.0	70	10.06	5
150	530R	22	17.0	23.5	80	14.89	5
185	531R	25	19.0	25.5	85	17.57	5
240	532R	28	21.5	29.0	90	24.23	5
300	533R	32	24.5	32.0	100	30.15	5
400	534R	38	27.5	38.5	150	75.60	5
500	535R	42	31.0	42.0	160	92.00	1
625	536R	44	34.5	44.0	160	81.50	1

Compression joint for cable connections 10-30 kV, copper



- ▶ For round conductors, e.g. to DIN EN 60228 Cl. 2 and pre-rounded sector shaped conductors
- ▶ For non-tension copper cables, e.g. to DIN 48201
- ▶ Tube dimension to DIN 46267, part 1
- ▶ For copper medium-voltage cable connections 10 - 30 kV
- ▶ With chamfered edges for reduced electrical stress in the assembly

Characteristics

- Also available as barrier design with oil stop
- Easy to process due to crimp markings
- Annealed material optimises material and crimping properties
- Simple cable entry due to internal chamfer

Suitable for

- Non-tension connections

Material

- Copper (EN13600)

Surface

- Bright

Technical instructions

- Tool: see page 69
- Reduction sleeves for connecting unequal cross-sections can be found on page 68

Additional information

- Part Number appendix for tinned version „V“

Nominal cross section mm ²	Part No.	Code	Dimension mm		Number of crimps		Weight/ 100 pcs. ~ kg	Packing unit/pcs
			d1	l	Cu (5 mm)	Cu (wide)		
Standard version								
25	504R	12	7.5	60	2/2	1/1	4.08	10
35	505R	12	8.2	60	2/2	1/1	3.56	10
50	506R	14	10.0	65	3/3	1/1	4.90	10
70	507R	16	11.5	65	3/3	1/1	6.10	10
95	508R	18	13.5	90	4/4	2/2	10.98	10
120	509R	20	15.5	90	4/4	2/2	12.68	5
150	510R	22	17.0	105	4/4	2/2	18.09	5
185	511R	25	19.0	105	4/4	2/2	20.35	5
240	512R	28	21.5	125		2/2	31.64	5
300	513R	32	24.5	125		2/2	35.40	1
400	514R	38	27.5	160		3/3	75.42	1
Barrier version								
25	504RLD	12	7.5	60	2/2	1/1	4.08	25
35	505RLD	12	8.2	60	2/2	1/1	3.56	10
50	506RLD	14	10.0	65	3/3	1/1	4.90	10
70	507RLD	16	11.5	65	3/3	1/1	6.40	10
95	508RLD	18	13.5	90	4/4	2/2	10.98	10
120	509RLD	20	15.5	90	4/4	2/2	12.68	5
150	510RLD	22	17.0	105	4/4	2/2	18.84	5
185	511RLD	25	19.0	105	4/4	2/2	20.35	5
240	512RLD	28	21.5	125		2/2	31.64	5
300	513RLD	32	24.5	125		2/2	35.40	1
400	514RLD	38	27.5	160		3/3	75.42	1



Compression joints to DIN, Cu



- ▶ For connecting copper cables to DIN 48201, Part 1
- ▶ For full tension cable connections
- ▶ To DIN 48085, Part 1
- ▶ With code number for clear tool assignment
- ▶ With crimp markings for correct crimping

Characteristics

- Easy to process due to crimp markings
- Simple and safe processing due to butt mark
- Simple cable entry due to internal chamfer

Material

- Copper (EN13600)

Surface

- Bright

Technical instructions

- To process item 192R use crimping die HAD45240
- Tool: see page 69

Additional information

- * = not standardised
- 16 - 70 mm² IEC-tested

Nominal cross section mm ²	Part No.	Hint	Code	Dimension mm			Number of crimps		conductor dia. mm	Weight/ 100 pcs. ~ kg	Packing unit/pcs
				d1	d4	l	Cu (5 mm)	Cu (wide)			
6	181R	*	6	3.5	6.5	65	4/4		3.00	1.4	10
10	182R		8	4.5	8.5	80	5/5		4.05	3.0	10
16	183R		8	5.5	8.5	95	5/5		5.10	2.8	10
25	184R		10	7.0	10.0	95	5/5		6.30	3.4	10
35	185R		12	8.2	12.5	95	5/5		7.50	5.6	10
50	186R		14	10.0	14.5	110	5/5		9.00	8.6	10
70	187R		16	11.5	16.5	110	5/5		10.50	10.8	10
95	188R		20	13.5	21.0	145	8/8	4/4	12.50	26.2	10
120	189R		22	15.0	23.5	160	8/8	4/4	14.00	36.8	10
150	190R		25	16.5	25.5	180	8/8	4/4	15.70	47.5	5
185	191R	*	32	18.5	31.5	260		5/5	17.50	118.0	5
240	192R	*	34	21.0	34.5	310		6/6	20.20	163.0	5
300	193R	*	38	23.5	38.5	360		7/7	22.50	235.0	1

Reduction sleeves, Cu



- ▶ For multi-stranded, round conductors e.g. to DIN EN 60228
- ▶ For connecting different conductor cross-sections
- ▶ For use in DIN compression joints and connectors, standard type
- ▶ For non-tension copper cables acc. to DIN 48201 part 1

Characteristics

- Simple cable entry due to internal chamfer

Suitable for

- For non-tension compression joints

Material

- Copper (EN13600)

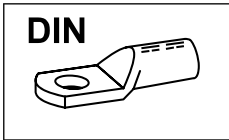
Surface

- Bright

Technical instructions

Refer to the installation instructions in the technical appendix on page i-7

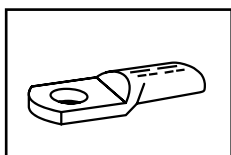
Part No.	Nominal cross section mm ² from	Nominal cross section mm ² to	Dimension mm			Weight/100 pcs. ~ kg	Packing unit/pcs
			d1	d4	l		
RH2510	25	10	4.6	6.6	25	0.358	25
RH2516	25	16	5.5	6.6	25	0.350	25
RH3510	35	10	4.5	8.0	25	0.707	25
RH3516	35	16	5.5	8.0	25	0.570	25
RH3525	35	25	7.0	8.0	25	0.253	25
RH5016	50	16	5.5	9.5	33	1.326	25
RH5025	50	25	7.0	9.5	33	0.923	25
RH5035	50	35	8.5	9.5	33	0.404	25
RH7025	70	25	7.0	11.0	33	1.580	25
RH7035	70	35	8.5	11.0	33	1.102	25
RH7050	70	50	10.0	11.0	33	0.486	25
RH9535	95	35	8.5	13.0	45	2.940	25
RH9550	95	50	10.0	13.0	45	2.136	25
RH9570	95	70	11.5	13.0	45	1.100	25
RH12050	120	50	10.0	15.0	45	3.802	25
RH12070	120	70	11.5	15.0	45	2.874	25
RH12095	120	95	13.5	15.0	45	1.340	25
RH15070	150	70	11.5	16.5	53	5.008	5
RH15095	150	95	13.5	16.5	53	3.212	5
RH150120	150	120	15.5	16.5	53	1.248	5
RH18595	185	95	13.5	18.5	53	5.824	5
RH185120	185	120	15.5	18.5	53	3.756	5
RH185150	185	150	17.0	18.5	53	1.660	5
RH240120	240	120	15.5	21.0	55	7.412	5
RH240150	240	150	17.0	21.0	55	5.740	5
RH240185	240	185	19.0	21.0	55	3.036	5
RH300150	300	150	17.0	24.0	58	11.200	5
RH300185	300	185	19.0	24.0	58	8.390	5
RH300240	300	240	21.5	24.0	58	4.526	5
RH400185	400	185	19.0	27.0	80	20.100	5
RH400240	400	240	21.5	27.0	80	14.270	5
RH400300	400	300	24.5	27.0	80	8.800	5



Tool application chart

Compression cable lugs and compression joints


Tool type	Crimping range corresponds to nominal cross-section mm ²	Crimping Tool		Catalogue page		Crimp profile
		Part No.	Crimping head / adapter	Crimping Tool	Crimping die	
Mechanical crimping tools	6-50	K05D		235		⬡
	10-120	K06D		237		⬡
	25-150	K09D		238		⬡
Mechanical, electrical, pneumatic crimping tools with interchangeable dies / heads	6-120	K354		246	330	⬡
	6-185	K18		248	338	⬡
	6-240	K22		250	343	⬡
Hand hydraulic crimping tools	6-185	HK6018		292	338	⬡
		HK60UNV	+UA18	473	338	⬡
	6-300	HK6022		294	343	⬡
		HK60UNV	+UA22	473	343	⬡
	16-300	HK12030		298	348	⬡
		HK12042		300	348	⬡
		HK120U		302	348	⬡
	120-1000	HK45		321	358	⬡
Battery powered crimping tools	6-120	EK354ML		262	330	⬡
		EK354		266	330	⬡
	6-185	EK505		268	334	⬡
		EK5018		270	338	⬡
		EK60UNV	+UA18	476	338	⬡
		EKM60UNV	+UA18	475	338	⬡
		EK6022		247	343	⬡
	6-300	EKM6022		272	343	⬡
		EK60UNV	+UA22	476	343	⬡
		EKM60UNV	+UA22	475	343	⬡
		EK12032		280	348	⬡
	16-300	EK12042		282	348	⬡
		EK120U		284	348	⬡
		EK120UNV	+UA12T	477	348	⬡
		EK135FT	+UA15T	286	348	⬡
400-625	EK135FT		286	352	⬡	
Hydraulic crimping systems	6-185	THK18		306	338	⬡
	6-240	THK22		308	343	⬡
		HK122EL380		322	343	⬡
	16-625	HK252		320	354	⬡
		HK252EL380		323	354	⬡
Hydraulic crimping heads	6-185	PK18		306	338	⬡
		PK60UNV	+UA18	474	338	⬡
	6-300	PK22		308	343	⬡
		PK60UNV	+UA22	474	343	⬡
	16-300	PK12042		312	348	⬡
		PK120U		314	348	⬡
	16-625	PK252		316	354	⬡
	120-1000	PK45		318	358	⬡



Tool application chart

Double compression cable lugs

Tool type	Crimping range corresponds to nominal cross-section mm ²	Crimping Tool		Catalogue page		Crimp profile
		Part No.	Crimping head / adapter	Crimping Tool	Crimping die	
Mechanical, electrical, pneumatic crimping tools with interchangeable dies / heads	2x50-2x70	K22		250	343	○
Hand hydraulic crimping tools	2x50-2x70	HK6022		294	343	○
		HK60UNV	+UA22	473	343	○
	2x50-2x95	HK12030		298	348	○
		HK12042		300	348	○
Battery powered crimping tools	2x50-2x70	HK120U		302	348	○
		EK6022		274	343	○
		EKM6022		272	343	○
		EK60UNV	+UA22	476	343	○
	2x50-2x95	EKM60UNV	+UA22	475	343	○
		EK12032		280	348	○
		EK12042		282	348	○
		EK120U		284	348	○
		EK135FT	+UA15T	286	348	○
		EK120UNV	+UA12T	477	348	○
Hydraulic crimping systems	2x50-2x70	THK22		308	343	○
	2x50-2x95	HK122EL380		322	348	○
	2x50-2x120	HK252		320	354	○
		HK252EL380		323	354	○
Hydraulic crimping heads	2x50-2x70	PK22		308	343	○
		PK60UNV	+UA22	474	343	○
	2x50-2x95	PK12042		312	348	○
		PK120U		314	348	○
	2x50-2x120	PK252		316	354	○



PUNCHED - SOLDERLESS TERMINALS MADE FROM COPPER TO DIN 46234

Unlike the tubular cable lugs, Klauke solderless terminals are punched from a sheet, bent and then hard soldered in the crimp area. The grooved profile on the inside ensures higher conductor pull-out values. This product's small dimensions make it the ideal solution for confined areas.



In brief


- ▶ Reliable crimping due to high-quality solder seam
- ▶ Small dimensions for confined areas
- ▶ Suitable for multi-stranded, fine-stranded and superfine-stranded conductors



▶ Hard soldered for reliable contact

The quality of Klauke cable lugs is also evident during the crimping operation: The solderless terminal always remains intact due to the high-quality solder seam. Guaranteed quality.

- Reliable contact due to high-quality solder seam and tinning
- Best possible contacting with ribbed profile
- Optimum solution for confined areas thanks to highly-compact dimensions
- Insulated and non-insulated versions



▶ Well insulated

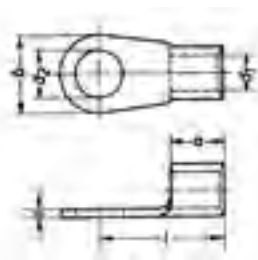
Klauke products make your day-to-day work easier. Thanks to the widened insulation, the conductor can be very conveniently inserted into our insulated solderless terminals. The insulation remains intact even after crimping, eliminating the need for retrospective insulation. Everything accomplished in one operation.

- Easy to use thanks to widened sleeve
- No additional insulation, hence fast processing
- As a fork-type, ideal for connecting meters in confined areas for example
- Easy conductor insertion thanks to widened sleeve





Solderless terminals to DIN, Cu



- ▶ For round conductors, e.g. to DIN EN 60228 Cl. 2, 5 and 6
- ▶ To DIN 46234
- ▶ High-quality brazing process in the crimp area

Characteristics

- Improved contact properties due to grooved profile

Material

- Copper (ETP)

Surface

- Tin-plated to protect against corrosion

Technical instructions

- Tool: see page 82

Additional information

- * = not standardised
- 0.5 - 6 mm² not UL-tested

Nominal cross section mm ²	Nominal size to DIN	Part No.	Hint	Dimension mm						Weight/ 100 pcs. ~ kg	Packing unit/pcs
				a	b	d1	d2	l	s		
0.5 - 1	2.5 - 1	162025		5	6	1.6	2.8	11	0.8	0.060	100
	3 - 1	16203		5	6	1.6	3.2	11	0.8	0.060	100
	3.5 - 1	162035		5	6	1.6	3.7	11	0.8	0.055	100
	4 - 1	16204		5	8	1.6	4.3	12	0.8	0.070	100
	5 - 1	16205		5	10	1.6	5.3	13	0.8	0.090	100
	6 - 1	16206	*	5	11	1.6	6.5	15	0.8	0.080	100
	8 - 1	16208	*	5	14	1.6	8.4	17	0.8	0.130	100
	10 - 1	162010	*	5	18	1.6	10.5	19	0.8	0.130	100
1.5 - 2.5	3 - 2.5	16303		5	6	2.3	3.2	11	0.8	0.065	100
	4 - 2.5	16304		5	8	2.3	4.3	12	0.8	0.080	100
	3.5 - 2.5	163035		5	6	2.3	3.7	11	0.8	0.065	100
	5 - 2.5	16305		5	10	2.3	5.3	14	0.8	0.090	100
	6 - 2.5	16306		5	11	2.3	6.5	16	0.8	0.110	100
	8 - 2.5	16308		5	14	2.3	8.4	17	0.8	0.130	100
4 - 6	10 - 2.5	163010	*	5	15	2.3	10.5	17	0.8	0.160	100
	12 - 2.5	163012	*	5	18	2.3	13.0	19	0.8	0.160	100
	4 - 6	16504		6	8	3.6	4.3	14	1.0	0.140	100
	5 - 6	16505		6	10	3.6	5.3	15	1.0	0.160	100
	6 - 6	16506		6	11	3.6	6.5	16	1.0	0.170	100
	8 - 6	16508		6	14	3.6	8.4	19	1.0	0.220	100
10	10 - 6	165010		6	18	3.6	10.5	21	1.0	0.290	100
	12 - 6	165012	*	6	18	3.6	13.0	21	1.0	0.280	100
	5 - 10	16525		8	10	4.5	5.3	16	1.1	0.230	100
	6 - 10	16526		8	11	4.5	6.5	17	1.1	0.24	100
	8 - 10	16528		8	14	4.5	8.4	20	1.1	0.340	100
16	10 - 10	165210		8	18	4.5	10.5	21	1.1	0.340	100
	12 - 10	165212		8	22	4.5	13.9	23	1.1	0.420	100
	5 - 16	16535		10	11	5.8	5.3	20	1.2	0.390	100
	6 - 16	16536		10	11	5.8	6.5	20	1.2	0.380	100
	8 - 16	16538		10	14	5.8	8.4	22	1.2	0.43	100
	10 - 16	165310		10	18	5.8	10.5	24	1.2	0.500	100
	12 - 16	165312		10	18	5.8	10.5	24	1.2	0.500	100

see next page

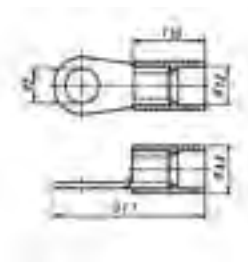


Solderless terminals to DIN, Cu

Nominal cross section mm ²	Nominal size to DIN	Part No.	Hint	Dimension mm						Weight/100 pcs. ~ kg	Packing unit/pcs
				a	b	d1	d2	l	s		
25	5 - 25	16545		11	12	7.5	5.3	25	1.5	0.750	100
	6 - 25	16546		11	12	7.5	6.5	25	1.5	0.750	100
	8 - 25	16548		11	16	7.5	8.4	25	1.5	0.750	100
	10 - 25	165410		11	18	7.5	10.5	26	1.5	0.750	100
	12 - 25	165412		11	22	7.5	13.0	31	1.5	0.920	100
	16 - 25	165416		11	28	7.5	17.0	35	1.5	1.320	100
35	6 - 35	16556		12	16	9.0	8.4	26	1.6	0.980	100
	8 - 35	16558		12	16	9.0	8.4	26	1.6	0.980	100
	10 - 35	165510		12	18	9.0	10.5	27	1.6	1.000	100
	12 - 35	165512		12	22	9.0	13.0	31	1.6	1.260	100
	16 - 35	165516		12	28	9.0	17.0	36	1.6	1.550	100
50	6 - 50	16566		16	18	11.0	6.5	34	1.8	1.650	100
	8 - 50	16568		16	18	11.0	8.4	34	1.8	1.650	100
	10 - 50	165610		16	18	11.0	10.5	34	1.8	1.600	100
	12 - 50	165612		16	22	11.0	13.0	36	1.8	1.800	100
	16 - 50	165616		16	28	11.0	17.0	40	1.8	2.100	100
70	6 - 70	16576		18	22	13.0	6.5	38	2.0	2.600	50
	8 - 70	16578		18	22	13.0	8.4	38	2.0	2.500	50
	10 - 70	165710		18	22	13.0	10.5	38	2.0	2.500	50
	12 - 70	165712		18	22	13.0	13.0	38	2.0	2.400	50
	16 - 70	165716		18	28	13.0	17.0	42	2.0	2.700	50
95	8 - 95	16588		20	24	15.0	8.4	42	2.5	4.300	50
	10 - 95	165810		20	24	15.0	10.5	42	2.5	4.1	50
	12 - 95	165812		20	24	15.0	13.0	42	2.5	3.900	50
	16 - 95	165816		20	28	15.0	17.0	44	2.5	4.100	50
120	8 - 120	16598		22	24	17.0	8.4	44	3.0	5.601	50
	10 - 120	165910		22	24	17.0	10.5	44	3.0	5.600	50
	12 - 120	165912		22	24	17.0	13.0	44	3.0	5.400	50
	16 - 120	165916		22	28	17.0	17.0	48	3.0	5.800	50
150	10 - 150	166010		24	30	19.0	10.5	50	3.2	7.600	50
	12 - 150	166012		24	30	19.0	13.0	50	3.2	7.600	50
	16 - 150	166016		24	30	19.0	17.0	50	3.2	7.500	50
185	12 - 185	166112		28	36	21.0	13.0	50	3.5	11.300	50
	16 - 185	166116		28	36	21.0	17.0	50	3.5	11.300	50
240	12 - 240	166212		32	38	23.5	13.0	56	4.0	15.900	25
	16 - 240	166216		32	38	23.5	17.0	56	4.0	15.900	25



Insulated solderless terminals, Cu with Easy-Entry



- ▶ For round conductors, e.g. to DIN EN 60228 Cl. 2, 5 and 6
- ▶ High-quality brazing process in the crimp area
- ▶ Fast preparation as no additional insulation of the crimped connection is required
- ▶ Simple processing due to crimping over the insulation

Characteristics

- Insulating, halogen-free with easy-entry cable insertion
- Dimensions in tube according to DIN 46234
- Improved contact properties due to grooved profile
- Cross-section-dependent colour-coding
- Heat resistant to 105° C

Material

- Copper (ETP)
- Insulation sleeve: PA

Surface

- Tin-plated to protect against corrosion

Technical instructions

- Tool: see page 84

Nominal cross section mm ²	Part No.	Colour	Dimension mm					Gewicht 100 St. ~kg Cu	Gewicht 100 St. ~kg Ges.	Packing unit/ pcs
			d12	d13	d2	Gl1	l10			
10	6525	■	6.7	8.6	5.3	34.0	19.0	0.27	0.27	100
	6526	■	6.7	8.6	6.5	34.0	19.0	0.24	0.28	100
	6528	■	6.7	8.6	8.4	37.5	19.0	0.29	0.33	100
	65210	■	6.7	8.6	10.5	41.5	19.0	0.34	0.38	100
	65212	■	6.7	8.6	13.0	45.5	19.0	0.42	0.46	100
16	6535	■	7.7	9.6	5.3	39.5	20.5	0.39	0.44	100
	6536	■	7.7	9.6	6.5	39.5	20.5	0.38	0.43	100
	6538	■	7.7	9.6	8.4	41.5	20.5	0.43	0.48	100
	65310	■	7.7	9.6	10.5	43.5	20.5	0.50	0.55	100
	65312	■	7.7	9.6	13.0	50.5	20.5	0.58	0.63	100
25	6545	■	11.0	13.0	5.3	40.0	20.0	0.75	0.84	50
	6546	■	11.0	13.0	6.5	42.5	20.0	0.69	0.78	50
	6548	■	11.0	13.0	8.4	43.0	20.0	0.75	0.84	50
	65410	■	11.0	13.0	10.5	45.0	20.0	0.80	0.89	50
	65412	■	11.0	13.0	13.0	51.0	20.0	0.92	1.00	50
35	65416	■	11.0	13.0	17.0	59.0	20.0	1.32	1.40	50
	6556	■	12.7	15.0	6.5	44.0	22.5	1.01	1.14	50
	6558	■	12.7	15.0	8.4	44.5	22.5	0.98	1.10	50
	65510	■	12.7	15.0	10.5	46.5	22.5	1.00	1.12	50
	65512	■	12.7	15.0	13.0	52.5	22.5	1.26	1.38	50
50	65516	■	12.7	15.0	17.0	54.5	22.5	1.55	1.67	50
	6566	■	15.4	18.0	6.5	54.5	27.5	1.65	1.90	50
	6568	■	15.4	18.0	8.4	60.5	27.5	1.65	1.90	50
	65610	■	15.4	18.0	10.5	60.5	27.5	1.60	1.85	50
	65612	■	15.4	18.0	13.0	60.5	27.5	1.80	2.05	50
	65616	■	15.4	18.0	17.0	67.5	27.5	2.10	2.35	50

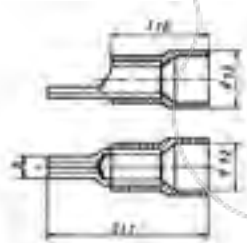
see next page



Insulated solderless terminals, Cu with Easy-Entry

Nominal cross section mm ²	Part No.	Colour	Dimension mm					Weight 100 pcs. ~kg Cu	Weight 100 pcs. ~kg Total	Packing unit/ pcs
			d12	d13	d2	GI1	I10			
70	6576	Yellow	17.4	20.0	6.5	61.5	30.5	2.60	2.90	50
	6578	Yellow	17.4	20.0	8.4	61.5	30.5	2.50	2.80	50
	65710	Yellow	17.4	20.0	10.5	66.5	30.5	2.50	2.80	50
	65712	Yellow	17.4	20.0	13.0	66.5	30.5	2.40	2.70	50
	65716	Yellow	17.4	20.0	17.0	70.5	30.5	2.70	3.00	50
95	65810	Red	20.5	23.5	10.5	70.0	34.0	4.10	4.50	25
	65812	Red	20.5	23.5	13.0	70.0	34.0	3.90	4.40	25
	65816	Red	20.5	23.5	17.0	76.0	34.0	4.10	4.50	25
120	65910	Dark Blue	23.5	26.7	10.5	79.0	36.0	5.60	6.10	25
	65912	Dark Blue	23.5	26.7	13.0	82.0	36.0	5.40	5.90	25
	65916	Dark Blue	23.5	26.7	17.0	90.0	36.0	5.80	6.30	25
150	66010	Yellow	26.0	29.2	10.5	80.0	39.0	7.60	8.40	25
	66012	Yellow	26.0	29.2	13.0	83.0	39.0	7.60	8.40	25
	66016	Yellow	26.0	29.2	17.0	83.0	39.0	7.50	8.30	25

Insulated pin terminals, Cu with Easy-Entry



- ▶ For round conductors, e.g. to DIN EN 60228 Cl. 2, 5 and 6
- ▶ High-quality brazing process in the crimp area
- ▶ Fast preparation as no additional insulation of the crimped connection is required

Characteristics

- Insulating, halogen-free with easy-entry cable insertion
- Improved contact properties due to grooved profile
- Cross-section-dependent colour-coding
- Heat resistant to 105° C

Material

- Copper (ETP)
- Insulation sleeve: PA

Surface

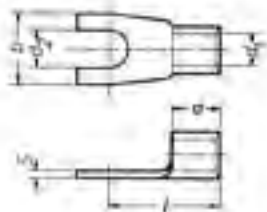
- Tin-plated to protect against corrosion

Technical instructions

- Tool: see page 84

Nominal cross section mm ²	Part No.	Colour	Dimension mm					Weight 100 pcs. ~kg Cu	Weight 100 pcs. ~kg Total	Packing unit/ pcs
			b	d12	d13	GI1	I10			
10	ST1716IS	Red	4.3	7.4	9.4	33.0	19.0	0.27	0.31	100
16	ST1717IS	Dark Blue	5.5	8.6	10.6	38.0	20.0	0.39	0.44	100
25	ST1718IS	Yellow	6.8	12.5	14.5	43.5	23.5	0.63	0.73	50
35	ST1719IS	Red	8.0	14.0	16.4	51.5	27.5	1.17	1.34	50
50	ST1720IS	Dark Blue	9.5	15.5	18.0	59.0	33.0	1.79	2.10	50
70	ST1721IS	Yellow	11.0	18.0	20.5	69.0	38.0	2.92	3.20	50
95	ST1722IS	Red	12.5	20.7	23.5	71.0	40.0	4.30	4.70	25

Solderless terminals, Cu, fork type



- ▶ For round conductors, e.g. to DIN EN 60228 Cl. 2, 5 and 6
- ▶ Dimensions in tube to 6 mm² to DIN 46234
- ▶ Simple fork-type mounting
- ▶ High-quality brazing process in the crimp area



Characteristics

- Improved contact properties due to grooved profile



Material

- Copper (ETP)



Surface

- Tin-plated to protect against corrosion



Technical instructions

- Tool: see page 82

Additional information

0.5 - 6 mm² not UL-certified

Nominal cross section mm ²	Nominal size to DIN	Part No.	Dimension mm						Weight 100 pcs. ~kg	Packing unit/ pcs
			a	b	d1	d2	l	s		
0.5 - 1	3 - 1	1620C3	5.0	6.0	1.6	3.2	11.0	0.8	0.060	100
	3.5 - 1	1620C35	5.0	6.0	1.6	3.7	11.0	0.8	0.060	100
	4 - 1	1620C4	5.0	6.8	1.6	4.3	12.0	0.8	0.070	100
	5 - 1	1620C5	5.0	10.0	1.6	5.3	13.0	0.8	0.090	100
	6 - 1	1620C6	5.0	11.0	1.6	6.5	15.0	0.8	0.080	100
1.5 - 2.5	3 - 2.5	1630C3	5.0	5.5	2.3	3.2	13.8	0.8	0.065	100
	3.5 - 2.5	1630C35	5.0	6.0	2.3	3.7	11.0	0.8	0.065	100
	4 - 2.5	1630C4	5.0	6.8	2.3	4.3	12.0	0.8	0.080	100
	5 - 2.5	1630C5	5.0	10.0	2.3	5.3	14.0	0.8	0.090	100
	6 - 2.5	1630C6	5.0	11.0	2.3	6.5	16.0	0.8	0.110	100
4 - 6	4 - 6	1650C4	6.0	8.0	3.6	4.3	14.0	1.0	0.140	100
	5 - 6	1650C5	6.0	10.0	3.6	5.3	15.0	1.0	0.160	100
	6 - 6	1650C6	6.0	11.0	3.6	6.5	16.0	1.0	0.170	100
	8 - 6	1650C8	6.0	14.0	3.6	8.4	19.0	1.0	0.220	100
10	5 - 10	1652C5	10.0	10.0	4.3	5.3	19.0	1.0	0.240	100
	6 - 10	1652C6	10.0	11.0	4.3	6.4	21.0	1.0	0.260	100
16	6 - 16	1653C6	11.5	11.0	5.4	6.4	24.0	1.0	0.350	100
	8 - 16	1653C8	11.5	15.0	5.4	8.4	27.0	1.0	0.420	100



Pin terminals to DIN, Cu



- ▶ For round conductors, e.g. to DIN EN 60228 Cl. 2, 5 and 6
- ▶ Nominal cross-sections 0.5 - 6 mm² to DIN 46230
- ▶ High-quality brazing process in the crimp area



Characteristics

- Improved contact properties due to grooved profile



Material

- Copper (ETP)



Surface

- Tin-plated to protect against corrosion



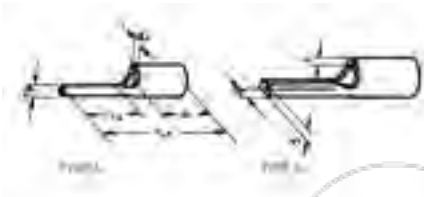
Technical instructions

- Tool: see page 82



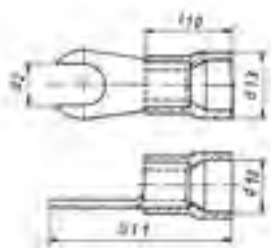
Additional information

- * = not standardised
- 0.5 - 6 mm² not UL-tested



Nominal cross section mm ²	Nominal size to DIN	Part No.	Typ	Hint	Dimension mm								Weight 100 pcs. ~kg	Packing unit/pcs
					a	b	d1	d2	l1	l2	s	h		
0.5 - 1	1	ST1705	A		5.0	--	1.8	1.9	17.0	10	0.8	--	0.060	100
1.5 - 2.5	2.5	ST1710	A		5.0	--	2.3	1.9	17.0	10	0.8	--	0.072	100
4 - 6	6	ST1715	A		6.0	--	3.6	2.7	20.0	11	1.0	--	0.160	100
10	--	ST1716	B	*	10.0	4.3	4.3	--	24.5	11	1.0	2.0	0.270	100
16	--	ST1717	B	*	11.5	5.8	5.4	--	29.5	15	1.0	2.0	0.390	100
25	--	ST1718	B	*	13.5	6.8	6.7	--	33.5	15	1.2	2.4	0.630	100
35	--	ST1719	B	*	16.0	8.0	8.2	--	40.5	20	1.5	3.2	1.170	50
50	--	ST1720	B	*	19.0	9.5	9.5	--	45.0	20	1.8	3.6	1.790	50
70	--	ST1721	B	*	24.0	11.0	11.2	--	55.0	23	2.0	4.0	2.920	50
95	--	ST1722	B	*	24.0	12.5	13.5	--	55.0	23	2.5	5.0	4.300	50

Insulated solderless terminals for meter connections, Cu, fork type



- ▶ For round conductors, e.g. to DIN EN 60228 Cl. 2, 5 and 6
- ▶ Special design for meter connection
- ▶ High-quality brazing process in the crimp area
- ▶ Fast preparation as no additional insulation of the crimped connection is required

Characteristics

- Improved contact properties due to grooved profile
- Cross-section-dependent colour-coding
- Heat resistant to 105° C

Material

- Copper (ETP)
- Insulation sleeve: PA

Surface

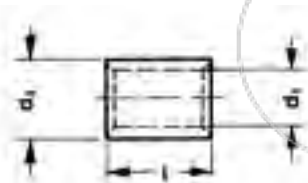
- Tin-plated to protect against corrosion

Technical instructions

- Tool: see page 84

Nominal cross section mm ²	Part No.	Colour	Dimension mm					Gewicht 100 St. ~kg Cu	Gewicht 100 St. ~kg Ges.	Packing unit/ pcs
			d12	d13	d2	G11	l10			
10	652C5	■	7.0	9.6	5.3	33.5	19.0	0.24	0.28	100
	652C6	■	7.0	9.6	6.4	33.5	19.0	0.26	0.30	100
16	653C6	■	8.6	10.6	6.4	37.5	20.5	0.35	0.40	100

Solderless connectors to DIN, Cu, short type



- ▶ For round conductors, e.g. to DIN EN 60228 Cl. 2, 5 and 6
- ▶ To DIN 46341, Part 1, Form A
- ▶ Ideal for connecting differing conductor cross-sections

Characteristics

- Simple cable entry due to internal chamfer
- Annealed material optimises material and crimping properties

Material

- Copper (EN13600)

Surface

- Tin-plated to protect against corrosion

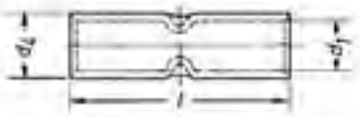
Technical instructions

- Tool: see page 82

Nominal cross section mm ²	Nominal size to DIN	Part No.	Dimension mm			Weight 100 pcs. ~kg	Packing unit/pcs
			d1	d4	l		
0.5 - 1	1	1620K	1.6	3.2	8	0.045	100
1.5 - 2.5	2.5	1630K	2.3	3.9	8	0.055	100
4 - 6	6	1650K	3.6	5.6	9	0.090	100
10	10	1652K	4.5	6.7	10	0.170	100
16	16	1653K	5.8	8.2	11	0.260	100
25	25	1654K	7.5	10.5	14	0.510	100
35	35	1655K	9.0	12.2	16	0.730	100
50	50	1656K	11.0	14.6	19	1.200	100
70	70	1657K	13.0	17.0	19	1.530	50
95	95	1658K	15.0	20.0	20	2.370	50
120	120	1659K	16.5	22.5	22	3.450	50
150	150	1660K	19.0	25.4	26	5.060	50



Solderless connectors to DIN, Cu, long type



- ▶ For round conductors, e.g. to DIN EN 60228 Cl. 2, 5 and 6
- ▶ To DIN 46341, Part 1, Form B
- ▶ Simple and safe processing due to butt mark



Characteristics

- Simple cable entry due to internal chamfer
- Annealed material optimises material and crimping properties



Material

- Copper (EN13600)



Surface

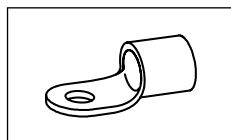
- Tin-plated to protect against corrosion



Technical instructions

- Tool: see page 82

Nominal cross section mm ²	Nominal size to DIN	Part No.	Dimension mm			Weight 100 pcs. ~kg	Packing unit/pcs
			d1	d4	l		
0.5 - 1	1	1620L	1.6	3.2	15	0.08	100
1.5 - 2.5	2.5	1630L	2.3	3.9	15	0.10	100
4 - 6	6	1650L	3.6	5.6	15	0.19	100
10	10	1652L	4.5	6.7	21	0.36	100
16	16	1653L	5.8	8.2	26	0.62	100
25	25	1654L	7.5	10.5	29	1.11	100
35	35	1655L	9.0	12.2	32	1.50	100
50	50	1656L	11.0	14.6	38	2.44	100
70	70	1657L	13.0	17.0	42	3.54	50
95	95	1658L	15.0	20.0	48	5.87	50
120	120	1659L	16.5	22.5	52	8.46	50
150	150	1660L	19.0	25.4	56	10.86	50

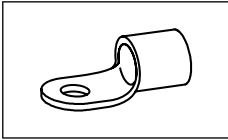


Tool application chart

**Solderless terminals to DIN 46234, pin terminals to DIN 46230,
solderless connectors to DIN 46341**
Part 1 of 2

Tool type	Crimping range corresponds to nominal cross-section mm ²	Crimping Tool		Catalogue page		Crimp profile	
		Part No.	Crimping head / adapter	Crimping Tool	Crimping die		
Mechanical crimping tools	0.5-16	K25		230			
	16-95	K95		230			
		TK95		231			
Mechanical, electrical, pneumatic crimping tools with interchangeable dies / heads	0.5-10	K50		244	326		
		EK50ML		254	326		
		K507		243			
	0.75-2.5	KP1	+KP232	240			
		KP1L	+KP232	240			
	4-10	KP1	+KP242	240			
		KP1L	+KP242	240			
	10-35	K354		246	330		
	10-70	K18		248	338		
		K22		250	343		
	Hand hydraulic crimping tools	10-70	HK6018		292	338	
			HK60UNV	+UA18	473	338	
HK6022				294	343		
HK60UNV			+UA22	473	343		
16-150		HK12030		298	349		
		HK12042		300	349		
		HK120U		302	349		
Battery powered crimping tools	0.5-10	EK1550ML		258	326		
	0.75-2.5	EKP1ML	+KP232	260			
	4-10	EKP1ML	+KP242	260			
	10-35	EK354ML		262	330		
		EK354		266	330		
	10-50	EK505		268	334		
	10-70	EK5018		270	338		
		EK60UNV	+UA18	476	338		
		EKM60UNV	+UA18	475	338		
		EK6022		247	343		
		EKM6022		272	343		
		EK60UNV	+UA22	476	343		
		EKM60UNV	+UA22	475	343		
		10-240	EKM60ID		278		
	16-150	EK12032		280	349		
		EK12042		282	349		
		EK120U		284	349		
		EK135FT	+UA15T	286	349		
		EK120UNV	+UA12T	477	349		
		35-240	EK120ID		279		

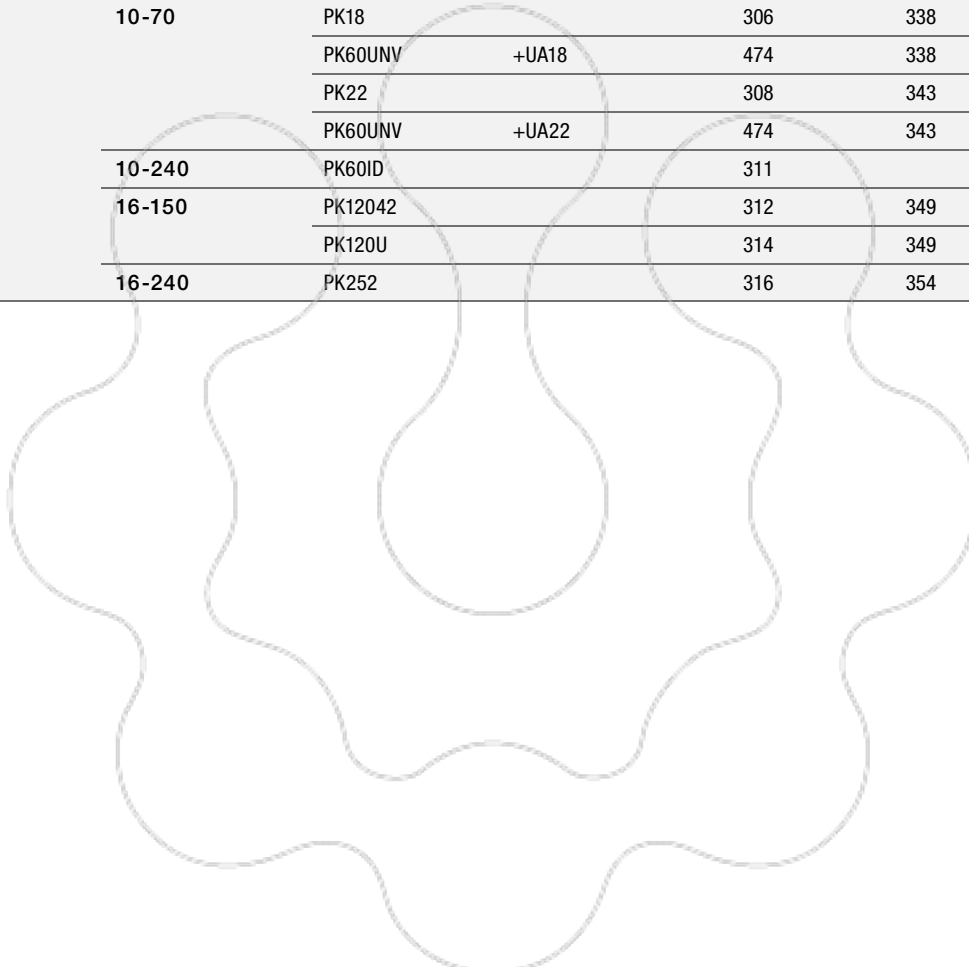
see next page

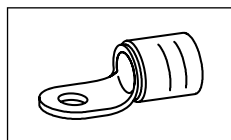


Tool application chart

**Solderless terminals to DIN 46234, pin terminals to DIN 46230,
solderless connectors to DIN 46341**
Part 2 of 2

Tool type	Crimping range corresponds to nominal cross-section mm ²	Crimping Tool		Catalogue page		Crimp profile
		Part No.	Crimping head / adapter	Crimping Tool	Crimping die	
Hydraulic crimping systems	10-70	THK18		306	338	
		THK22		308	343	
	16-150	HK122EL380		322	349	
	16-240	HK252		320	354	
		HK252EL380		323	354	
Hydraulic crimping heads	10-70	PK18		306	338	
		PK60UNV	+UA18	474	338	
		PK22		308	343	
		PK60UNV	+UA22	474	343	
	10-240	PK60ID		311		
	16-150	PK12042		312	349	
		PK120U		314	349	
	16-240	PK252		316	354	






Tool application chart

Isolierte Quetschkabelschuhe
Isolierte Stiftkabelschuhe

Tool type	Crimping range corresponds to nominal cross-section mm ²	Crimping Tool		Catalogue page		Crimp profile
		Part No.	Crimping head / adapter	Crimping Tool	Crimping die	
Mechanical crimping tools	10-16	K16		223		○
Mechanical, electrical, pneumatic crimping tools with interchangeable dies / heads	10-16	K50		244	327	○
		EK50ML		254	327	○
		K354		246	327	○
	10-50	K18		248	338	☾
	10-70	K22		250	343	☾
Hand hydraulic crimping tools	10-50	HK6018		292	338	☾
		HK60UNV	+UA18	473	338	☾
	10-70	HK6022		294	343	☾
		HK60UNV	+UA22	473	343	☾
	10-95	HK12030		298	349	☾
		HK12042		300	349	☾
		HK120U		302	349	☾
Battery powered crimping tools	10-16	EK1550ML		258	327	○
		EK354ML		262	330	☾
		EK354		266	330	☾
	10-50	EK5018		270	338	☾
		EK60UNV	+UA18	476	338	☾
		EKM60UNV	+UA18	475	338	☾
	10-70	EK6022		274	343	☾
		EKM6022		272	343	☾
		EK60UNV	+UA22	476	343	☾
		EKM60UNV	+UA22	475	343	☾
		10-95	EK12032		280	349
	EK12042			282	349	☾
	EK120U			284	349	☾
	EK135FT		+UA15T	286	349	☾
	EK120UNV		+UA12T	477	349	☾
	Hydraulic crimping systems	10-50	THK18		306	338
10-70		THK22		308	343	☾
10-150		HK252		320	355	☾
Hydraulic crimping heads	10-50	PK18		306	338	☾
		PK60UNV	+UA18	474	338	☾
	10-70	PK22		308	343	☾
		PK60UNV	+UA22	474	343	☾
	10-95	PK12042		312	349	☾
		PK120U		314	349	☾
	10-150	PK252		316	355	☾



COMPENSATING - SLEEVES FOR COPPER SECTOR-SHAPED AND COMPACTED CONDUCTORS

With the right sleeve, copper sector-shaped conductors are easy to crimp all the way round and can then be conveniently inserted into the cable lug. Klauke sleeves for compacted conductors compensate the difference between the compacted conductor and cable lug - ensuring reliable connections.



In brief

- ▶ For round crimping sector-shaped conductors
- ▶ Brings compacted conductors to the required volume
- ▶ Good conductivity due to high-quality copper
- ▶ Available for DIN and tubular cable lugs



Note: The sleeves for sector-shaped conductors must be crimped with pre-rounding dies.



► **Filled in two steps**

Making it easy for you: Use the Klauke sleeves to bring compacted conductors to the required volume in just two work steps: Simply attach the sleeve to the stripped conductor and insert it into the appropriate cable lug - done.


No additional tools and no special solutions required.

- Simple filling of compacted conductors
- For nominal cross-sections of up to 400 mm²
- High-quality material reduces contact resistance
- No special solutions required: existing tool can be used for reliable crimping

► **Pre-rounded sector-shaped conductors**

Pre-rounds 3 and 4-sector-shaped conductors without special cable lugs - using Klauke sleeves.

- For pre-rounding of sector-shaped conductors
- Suitable for 3- and 4-sector-shaped conductors at angles of 120° and 90°
- Nominal cross-section up to 240 mm²
- No splicing of conductors
- No special cable lugs required
- Lower storage costs



► **The right sleeve for every cable lug**


With Klauke, everything fits together. The diameter and length of the sleeve are adapted to the required cable lug to ensure optimum crimping.

- Reliable crimping in a just a few steps
- Sleeves accurately matched to the Klauke system





Sleeves for compacted conductors, for tubular cable lugs and connector standard type



- ▶ For multi-stranded, compacted conductors e.g. to DIN EN 60228 Cl. 2
- ▶ Allows the use of Klauke tubular cable lugs and connectors, standard type, on compacted conductors

Characteristics

- Annealed material optimises material and crimping properties

Material

- Copper (HCP)

Surface

- Tin-plated to protect against corrosion

Technical instructions


- Refer to the installation instructions in the technical appendix on page i-7



Nominal cross section mm ²	Part No.	Dimension mm			Weight 100 pcs. ~kg	Packing unit/pcs
		d1	d4	l		
16	VHR16	5.0	5.3	11	0.024	100
25	VHR25	6.4	6.7	14	0.038	100
35	VHR35	7.7	8.2	15	0.083	100
50	VHR50	9.0	9.5	18	0.118	50
70	VHR70	10.6	11.2	19	0.173	50
95	VHR95	12.4	13.0	21	0.223	50
120	VHR120	13.9	14.5	22	0.261	50
150	VHR150	15.4	16.0	26	0.342	25
185	VHR185	17.6	18.2	26	0.396	25
240	VHR240	19.9	20.5	30	0.508	25
300	VHR300	22.4	23.0	38	0.723	10
400	VHR400	25.4	26.2	38	1.108	10



Sleeves for compacted conductors, for tubular cable lugs and connector DIN type



- ▶ For multi-stranded, compacted conductors e.g. to DIN EN 60228 Cl. 2
- ▶ Allows the use of Klauke DIN compression cable lugs and connectors for compacted conductors

Characteristics

- Annealed material optimises material and crimping properties

Material


- Copper (HCP)

Surface

- Tin-plated to protect against corrosion

Technical instructions

- Refer to the installation instructions in the technical appendix on page i-7



Nominal cross section mm ²	Part No.	Dimension mm			Weight 100 pcs. ~kg	Packing unit/pcs
		d1	d4	l		
16	VHD16	5.0	5.3	16	0.035	100
25	VHD25	6.4	6.7	16	0.043	100
35	VHD35	7.7	8.2	17	0.094	100
50	VHD50	9.0	9.5	23	0.151	50
70	VHD70	10.6	11.2	24	0.219	50
95	VHD95	12.4	13.0	28	0.298	50
120	VHD120	13.9	14.5	30	0.357	50
150	VHD150	15.4	16.0	30	0.395	25
185	VHD185	17.6	18.2	38	0.579	25
240	VHD240	19.9	20.5	38	0.645	25
300	VHD300	22.4	23.0	48	0.913	5
400	VHD400	25.4	26.2	58	1.692	5



Sleeves for sector shaped conductors, 3-core cable



- ▶ For multi-stranded, sector shaped conductors, e.g. to DIN EN 60228
- ▶ For tubular cable lugs and connectors, standard version and DIN compression cable lugs and connectors
- ▶ To simplify pre-rounding of 3-core cables (120° angle)
- ▶ Prevents sector shaped conductors from de-stranding during pre-rounding

Characteristics

- Annealed material optimises material and crimping properties

Material

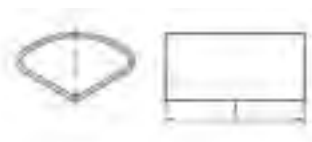
- Copper (HCP)

Surface

- Tin-plated to protect against corrosion

Technical instructions

- For round crimping dies, see „Crimping dies“
- Refer to the installation instructions in the technical appendix on page i-7



Nominal cross section mm ²	Part No.	Dimension mm für l	Weight 100 pcs. ~kg	Packing unit/pcs
Standard type				
35	VHR353	14	0.08	100
50	VHR503	17	0.17	50
70	VHR703	18	0.29	50
95	VHR953	22	0.45	50
120	VHR1203	23	0.49	50
150	VHR1503	25	0.58	25
185	VHR1853	25	0.80	25
240	VHR2403	30	1.04	25
DIN version				
35	VHD353	17,5	0.11	100
50	VHD503	25,0	0.26	50
70	VHD703	25,0	0.39	50
95	VHD953	32,0	0.66	50
120	VHD1203	32,0	0.68	50
150	VHD1503	32,0	0.74	25
185	VHD1853	35,0	1.13	25
240	VHD2403	35,0	1.22	25



Sleeves for sector shaped conductors, 4-core cable



- ▶ For multi-stranded, sector shaped conductors, e.g. to DIN EN 60228
- ▶ For tubular cable lugs and connectors, standard version and DIN compression cable lugs and connectors
- ▶ To simplify pre-rounding of 4-core cables (90° angle)
- ▶ Prevents sector shaped conductors from de-stranding during pre-rounding

Characteristics

- Annealed material optimises material and crimping properties

Material

- Copper (HCP)

Surface

- Tin-plated to protect against corrosion

Technical instructions

- Refer to the installation instructions in the technical appendix on page i-7
- For round crimping dies, see „Crimping dies“



Nominal cross section mm ²	Part No.	Dimension mm für l	Weight 100 pcs. ~kg	Packing unit/pcs
Standard type				
35	VHR354	14	0.13	100
50	VHR504	17	0.17	50
70	VHR704	18	0.28	50
95	VHR954	22	0.40	50
120	VHR1204	23	0.51	50
150	VHR1504	25	0.57	25
185	VHR1854	25	0.78	25
240	VHR2404	30	0.85	25
DIN version				
35	VHD354	17.5	0.11	100
50	VHD504	25.0	0.25	50
70	VHD704	25.0	0.38	50
95	VHD954	32.0	0.63	50
120	VHD1204	32.0	0.71	50
150	VHD1504	32.0	0.73	25
185	VHD1854	35.0	1.09	25
240	VHD2404	35.0	1.13	25

RELIABLE - ALUMINIUM COMPRESSION CABLE LUGS AND CONNECTORS TO DIN

Light and extremely reliable: Klauke aluminium compression cable lugs are both. Contact grease breaks down the oxidation layer, high-quality tinning facilitates the contact with copper in dry environments. For the toughest demands, all cable lugs and most cable lugs and connectors are IEC-tested for safety. We offer a solution for practically every problem.

In brief

- ▶ Aluminium cable lugs and connectors according to and based on DIN standards
- ▶ Tested to the stringent IEC 61238-1
- ▶ Appropriate solutions to 30 kV
- ▶ Also for power lines and conductor wires
- ▶ Tinned and non-tinned versions available





► Deep drawn

Deep-drawn connectors are produced with barrier and precisely to DIN 46329. Thanks to the special production method, there is absolutely no ingress or escaping of liquids through the cable lug flange.

- Barrier design with oil stop
- Filled with contact grease as standard
- In the tinned version, also suitable for connecting to copper in dry environments
- For moist environments, we recommend Klauke connectors made from aluminium/copper

► Same excellent quality

Because we at Klauke have our own manufacturing facilities, our products are always the same consistently high quality. No matter which cable lug or connector you need, the Klauke system guarantees you the best results.


- Constant qualities in many forms
- Connections according to or based on DIN standards
- Simple processing with DIN hexagonal crimping or optionally EKM60ID
- Guaranteed safety through IEC 61238-1 tests



► Flexibility in power line construction

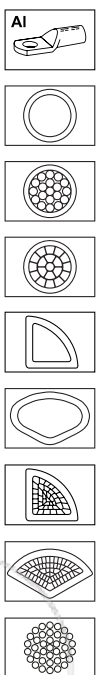
In power line construction too, Klauke products provide the flexible and reliable solution.

For special solutions, contact us directly. We can make them for you.





Compression cable lugs to DIN, Al



- ▶ For non-tension connections of aluminium conductors to DIN EN 60228 and aluminium cables to DIN EN 50182
- ▶ For pre-rounded sector shaped conductors
- ▶ To DIN 46329
- ▶ Filled with contact grease for optimum crimp characteristics

Characteristics

- Barrier design with oil stop
- Optional tin-plated (20 µm) version to connect copper bus bars in dry indoor areas
- Simple and safe connection due to flat contact surfaces and internal chamfer
- Unique tool assignment due to DIN die coding

Material

- E-aluminium

Surface

- Bright

Technical instructions

- Tool: see page 103

Additional information

- Part Number appendix for tinned version „V“
- re = round single solid wire, rm = round multi-stranded, se = sector shaped single solid wire, sm = sector shaped multi-stranded, sector shaped conductors must be pre-rounded
- 70 - 240 mm² UL-tested
- * = not standardised



Size of bolt dia.	Part No.	Nominal cross section mm ²		Hint	Code	Dimension mm					Number of crimps		Weight 100 pcs. ~kg	Packing unit/pcs
		rm/sm	se			a	b	d1	d2	l	Al (7 mm)	Al (wide)		
M 8	263R8	16	--	*	12	30	20	5.8	8.4	50	4	2	1.20	4
M 10	263R10	16	--	*	12	30	20	5.8	10.5	50	4	2	1.20	4
M 8	264R8	25	--		12	30	25	6.8	8.4	50	4	2	1.30	4
M 10	264R10	25	--		12	30	25	6.8	10.5	50	4	2	1.24	4
M 12	264R12	25	--		12	30	25	6.8	13.0	50	4	2	1.22	4
M 8	265R8	35	50		14	42	25	8.0	8.4	62	5	2	2.50	4
M 10	265R10	35	50		14	42	25	8.0	10.5	62	5	2	1.98	4
M 12	265R12	35	50		14	42	25	8.0	13.0	62	5	2	2.50	4
M 8	266R8	50	70		16	42	25	9.8	8.4	62	5	2	2.75	4
M 10	266R10	50	70		16	42	25	9.8	10.5	62	5	2	2.70	4
M 12	266R12	50	70		16	42	25	9.8	13.0	62	5	2	2.65	4
M 8	267R8	70	95		18	52	25	11.2	8.4	72	6	3	3.45	4
M 10	267R10	70	95		18	52	25	11.2	10.5	72	6	3	3.80	4
M 12	267R12	70	95		18	52	25	11.2	13.0	72	6	3	3.35	4
M 10	268R10	95	120		22	56	25	13.2	10.5	75	6	3	6.90	4
M 12	268R12	95	120		22	56	25	13.2	13.0	75	6	3	4.92	4
M 16	268R16	95	120	*	22	56	25	13.2	17.0	75	6	3	6.00	4
M 10	269R10	120	150		22	56	30	14.7	10.5	80	6	3	5.95	4
M 12	269R12	120	150		22	56	30	14.7	13.0	80	6	3	5.84	4
M 16	269R16	120	150		22	56	30	14.7	17.0	80	6	3	6.60	4
M 10	270R10	150	185		25	60	30	16.3	10.5	90	6	3	8.50	4

See next page

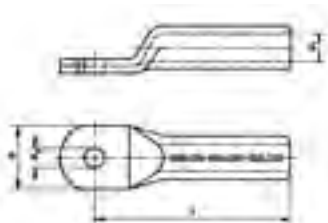


Compression cable lugs to DIN, Al

Size of bolt dia.	Part No.	Nominal cross section mm ²		Hint	Code	Dimension mm					Number of crimps		Weight 100 pcs. ~kg	Packing unit/pcs
		rm/sm	se			a	b	d1	d2	l	Al (7 mm)	Al (wide)		
M 12	270R12	150	185		25	60	30	16.3	13.0	90	6	3	7.73	4
M 16	270R16	150	185		25	60	30	16.3	17.0	90	6	3	7.60	4
M 20	270R20	150	185	*	25	60	30	16.3	21.0	90	6	3	8.20	4
M 10	271R10	185	240		28	60	30	18.3	10.5	91	6	3	11.00	4
M 12	271R12	185	240		28	60	30	18.3	13.0	91	6	3	9.88	4
M 16	271R16	185	240		28	60	30	18.3	17.0	91	6	3	10.10	4
M 20	271R20	185	240	*	28	60	30	18.3	21.0	91	6	3	10.00	4
M 10	272R10	240	300	*	32	70	38	21.0	10.5	103	8	3	15.50	4
M 12	272R12	240	300		32	70	38	21.0	13.0	103	8	3	13.80	4
M 16	272R16	240	300		32	70	38	21.0	17.0	103	8	3	13.48	4
M 20	272R20	240	300		32	70	38	21.0	21.0	103	8	3	15.00	4
M 12	273R12	300	--		34	70	38	23.3	13.0	103	8	3	17.60	1
M 16	273R16	300	--		34	70	38	23.3	17.0	103	8	3	17.28	1
M 20	273R20	300	--		34	70	38	23.3	21.0	103	8	3	17.40	1
M 12	274R12	400	--		38	73	38	26.0	13.0	116	--	4	38.00	1
M 16	274R16	400	--		38	73	38	26.0	17.0	116	--	4	37.40	1
M 20	274R20	400	--		38	73	38	26.0	21.0	116	--	4	40.20	1
M 12	275R12	500	--		44	79	44	29.0	13.0	122	--	4	43.70	1
M 16	275R16	500	--		44	79	44	29.0	17.0	122	--	4	43.30	1
M 20	275R20	500	--		44	79	44	29.0	21.0	122	--	4	43.00	1



Compression cable lugs, Al



- ▶ For non-tension connections of aluminium conductors to DIN EN 60228 and aluminium cables to DIN EN 50182
- ▶ For pre-rounded sector shaped conductors
- ▶ Tube dimension to DIN 46329
- ▶ With code number for clear tool assignment
- ▶ Filled with contact grease for optimum crimp characteristics

Characteristics

- Easy to process due to crimp markings
- Simple and safe connection due to flat contact surfaces and internal chamfer

Material

- E-aluminium

Surface

- Bright

Technical instructions

- Tool: see page 103


Additional information

- re = round single solid wire, rm = round multi-stranded, se = sector shaped single solid wire, sm = sector shaped multi-stranded, sector shaped conductors must be pre-rounded
- 16 - 400 mm² IEC-tested

Size of bolt dia.	Part No.	Nominal cross section mm ²			Dimension mm				Number of crimps		Weight 100 pcs. ~kg	Packing unit/pcs
		rm/sm	se	Code	b	d1	d2	l	Al (7 mm)	Al (wide)		
M 6	202R6	10	--	10	16	5.0	6.5	52	4	2	0.86	25
M 8	202R8	10	--	10	18	5.0	8.5	52	4	2	0.88	25
	203R8	16	--	12	18	5.8	8.5	52	4	2	1.37	10
M 10	203R10	16	--	12	18	5.8	10.5	52	4	2	1.39	10
M 8	204R8	25	--	12	18	6.8	8.5	60	4	2	1.41	10
M 10	204R10	25	--	12	18	6.8	10.5	60	4	2	1.46	10
	205R10	35	50	14	21	8.0	10.5	67	5	2	2.08	10
M 12	205R12	35	50	14	21	8.0	13.0	67	5	2	2.05	10
M 10	206R10	50	70	16	25	9.8	10.5	72	5	2	2.68	10
M 12	206R12	50	70	16	25	9.8	13.0	72	5	2	2.73	10
M 10	207R10	70	95	18	28	11.2	10.5	86	6	3	4.42	10
M 12	207R12	70	95	18	28	11.2	13.0	86	6	3	4.27	10
M 10	208R10	95	120	22	32	13.2	10.5	90	6	3	7.40	4
M 12	208R12	95	120	22	32	13.2	13.0	90	6	3	7.50	4
M 16	208R16	95	120	22	34	13.2	17.0	90	6	3	7.30	4
M 12	209R12	120	150	22	32	14.7	13.0	91	6	3	6.68	4
M 16	209R16	120	150	22	34	14.7	17.0	91	6	3	6.41	4
M 12	210R12	150	185	25	35	16.3	13.0	103	6	3	9.64	4
M 16	210R16	150	185	25	35	16.3	17.0	103	6	3	9.24	4
M 20	210R20	150	185	25	41	16.3	21.0	103	6	3	9.40	4
M 12	211R12	185	240	28	40	18.3	13.0	106	6	3	12.61	1
M 16	211R16	185	240	28	40	18.3	17.0	106	6	3	11.92	1
M 20	211R20	185	240	28	40	18.3	21.0	106	6	3	13.10	1
M 12	212R12	240	300	32	45	21.0	13.0	116	8	3	18.30	1
M 16	212R16	240	300	32	45	21.0	17.0	116	8	3	17.60	1
M 20	212R20	240	300	32	45	21.0	21.0	116	8	3	17.30	1
M 16	213R16	300	--	34	49	23.3	17.0	124	8	3	17.50	1
M 20	213R20	300	--	34	49	23.3	21.0	124	8	3	17.30	1
M 16	214R16	400	--	38	58	26.0	17.0	165	--	4	32.20	1
M 20	214R20	400	--	38	58	26.0	21.0	165	--	4	31.90	1



Compression joint to DIN, Al



- ▶ For non-tension connections of aluminium conductors to DIN EN 60228 and aluminium cables to DIN EN 50182
- ▶ To DIN 46267, Part 2
- ▶ With code number for clear tool assignment
- ▶ Filled with contact grease for optimum crimp characteristics
- ▶ For pre-rounded sector shaped conductors

Characteristics

- Easy to process due to crimp markings
- Simple cable entry due to internal chamfer
- Simple and safe processing due to butt mark

Material

- E-aluminium

Surface

- Bright

Technical instructions

- Tool: see page 103

Additional information

- re = round single solid wire, rm = round multi-stranded, se = sector shaped single solid wire, sm = sector shaped multi-stranded, sector shaped conductors must be pre-rounded
- 16 - 500 mm² IEC-tested
- * = not standardised

Part No.	Nominal cross section mm ²		Hint	Code	Dimension mm		Number of crimps		Weight 100 pcs. ~kg	Packing unit/ pcs
	rm/sm	se			d1	l	Al (7 mm)	Al (wide)		
222R	10	--	*	10	5.0	55	3/3	--	0.95	10
223R	16	--	*	12	5.8	55	3/3	--	1.40	10
224R	25	--		12	6.8	70	4/4	2/2	1.60	10
225R	35	50		14	8.0	85	5/5	2/2	2.60	10
226R	50	70		16	9.8	85	5/5	2/2	3.20	10
227R	70	95		18	11.2	105	6/6	3/3	5.30	10
228R	95	120		22	13.2	105	6/6	3/3	7.60	10
229R	120	150		22	14.7	105	6/6	3/3	7.80	10
230R	150	185		25	16.3	125	6/6	3/3	10.70	10
231R	185	240		28	18.3	125	6/6	3/3	14.30	5
232R	240	300		32	21.0	145	8/8	3/3	20.30	5
233R	300	--		34	23.3	145	8/8	3/3	22.20	1
234R	400	--		38	26.0	210	--	5/5	40.80	1
235R	500	--		44	29.0	210	--	5/5	56.00	1



Compression joints, Al



- ▶ For non-tension connections of medium-voltage aluminium cable 10-30 kV
- ▶ For non-tension connections of aluminium conductors to DIN EN 60228 and aluminium cables to DIN EN 50182 and pre-rounded sector shaped conductors
- ▶ Tube dimension to DIN 46267, Part 2
- ▶ With code number for clear tool assignment
- ▶ Filled with contact grease for optimum crimp characteristics

Characteristics

- Also available as barrier design with oil stop
- With chamfered edges for reduced wrapping during assembly
- Easy to process due to crimp markings
- Simple cable entry due to internal chamfer

Material

- E-aluminium

Surface

- Bright

Technical instructions

- Tool: see page 103

Additional information

- re = round single solid wire, rm = round multi-stranded, se = sector shaped single solid wire, sm = sector shaped multi-stranded, sector shaped conductors must be pre-rounded

Part No.	Nominal cross section mm ²		Code	Dimension mm		Number of crimps		Weight 100 pcs. ~kg	Packing unit/ pcs
	rm/sm	se		d1	l	Al (7 mm)	Al (wide)		
Standard type									
405R	35	50	14	8.20	90	4/4	2/2	2.7	10
406R	50	70	16	10.00	90	4/4	2/2	3.4	10
407R	70	95	18	11.50	95	4/4	2/2	4.6	10
408R	95	120	22	13.50	100	4/4	2/2	6.8	10
409R	120	150	22	15.00	105	4/4	2/2	7.4	10
410R	150	185	25	16.50	105	4/4	2/2	8.7	10
411R	185	240	28	18.50	125	5/5	2/2	13.4	5
412R	240	300	32	21.30	125	5/5	2/2	15.7	5
413R	300	--	34	23.60	125	5/5	2/2	16.3	1
414R	400	--	38	26.25	150	--	3/3	25.8	1
Barrier version									
415R	35	50	14	8.0	95	4/4	2/2	3.1	5
416R	50	70	16	9.8	95	4/4	2/2	5.6	5
417R	70	95	18	11.2	100	4/4	2/2	6.1	5
418R	95	120	22	13.2	105	4/4	2/2	9.2	5
419R	120	150	22	14.7	110	4/4	2/2	10.3	5
420R	150	185	25	16.3	110	4/4	2/2	12.0	5
421R	185	240	28	18.3	130	5/5	2/2	15.6	5
422R	240	300	32	21.0	130	5/5	2/2	19.1	5
423R	300	--	34	23.3	135	5/5	2/2	30.7	1
424R	400	--	38	26.0	165	--	3/3	30.0	1

Reduction compression joints, Al, barrier type



- ▶ For non-tension connections of aluminium conductors to DIN EN 60228 and aluminium cables to DIN EN 50182
- ▶ In nominal cross-section area tube dimension to DIN 46267, part 2
- ▶ For pre-rounded sector shaped conductors
- ▶ Ideal for connecting differing conductor cross-sections
- ▶ Filled with contact grease for optimum crimp characteristics

Characteristics

- Barrier design with oil stop
- Unique tool assignment due to DIN die coding
- Easy to process due to crimp markings
- Simple cable entry due to internal chamfer

Material

- E-aluminium

Surface

- Bright

Technical instructions

- Tools: see chart page 103

Additional information

- re = round single solid wire, rm = round multi-stranded, se = sector shaped single solid wire, sm = sector shaped multi-stranded, sector shaped conductors must be pre-rounded

Part No.	Nominal cross section mm ²		Code	Dimension mm			Number of crimps		Weight 100 pcs. ~kg	Packing unit/pcs
	von	auf		d1	d2	l	Al (7 mm)	Al (wide)		
425R25	35	25	14	8.0	6.8	95	4/4	2/2	2.800	5
426R35	50	35	16	9.8	8.0	95	4/4	2/2	3.450	5
427R35	70	35	18	11.2	8.0	100	4/4	2/2	4.790	5
427R50	70	50	18	11.2	9.8	100	4/4	2/2	4.420	5
428R50	95	50	22	13.2	9.8	105	4/4	2/2	7.600	5
428R70	95	70	22	13.2	11.2	105	4/4	2/2	7.350	5
429R70	120	70	22	14.7	11.2	110	4/4	2/2	7.100	5
429R95	120	95	22	14.7	13.2	110	4/4	2/2	6.550	5
430R70	150	70	25	16.3	11.2	110	4/4	2/2	9.800	5
430R95	150	95	25	16.3	13.2	110	4/4	2/2	9.500	5
430R120	150	120	25	16.3	14.7	110	4/4	2/2	8.650	5
431R70	185	70	28	18.3	11.2	130	--	2/2	15.050	5
431R95	185	95	28	18.3	13.2	130	--	2/2	14.400	5
431R120	185	120	28	18.3	14.7	130	5/5	2/2	13.700	5
431R150	185	150	28	18.3	16.3	130	5/5	2/2	13.050	5
432R120	240	120	32	21.0	14.7	130	--	2/2	18.800	5
432R150	240	150	32	21.0	16.3	130	5/5	2/2	18.125	5
432R185	240	185	32	21.0	18.3	130	5/5	2/2	17.275	5
433R150	300	150	34	23.3	16.3	135	5/5	2/2	21.100	1
433R185	300	185	34	23.3	18.3	135	5/5	2/2	20.120	1
433R240	300	240	34	23.3	21.0	135	5/5	2/2	18.730	1
434R300	400	300	38	26.0	23.3	165	--	3/3	31.200	1



Reduction-compression joints, Al



- ▶ For non-tension connections of aluminium conductors to DIN EN 60228 and aluminium cables to DIN EN 50182
- ▶ For pre-rounded sector shaped conductors
- ▶ In nominal cross-section area tube dimension to DIN 46267, part 2
- ▶ With code number for clear tool assignment
- ▶ Filled with contact grease for optimum crimp characteristics

Characteristics

- For connecting different conductor cross-sections
- Easy to process due to crimp markings
- Simple cable entry due to internal chamfer

Material

- E-aluminium

Surface

- Bright

Technical instructions

- Tool: see page 103

Additional information

- re = round single solid wire, rm = round multi-stranded, se = sector shaped single solid wire, sm = sector shaped multi-stranded, sector shaped conductors must be pre-rounded

Part No.	Nominal cross section mm ²		Code	Dimension mm			Number of crimps		Weight 100 pcs. ~kg	Packing unit/pcs
	von	auf		d1	d2	l	Al (7 mm)	Al (wide)		
284R16	25	16	12	7.0	5.8	75	4/4	2/2	1.53	10
285R25	35	25	14	8.2	6.8	90	5/5	2/2	2.50	10
286R25	50	25	16	10.0	6.8	90	5/5	2/2	3.24	10
286R35	50	35	16	10.0	8.0	90	5/5	2/2	3.09	10
287R25	70	25	18	11.5	6.8	110	6/6	3/3	5.50	10
287R35	70	35	18	11.5	8.0	110	6/6	3/3	5.35	10
287R50	70	50	18	11.5	9.8	110	6/6	3/3	4.96	10
288R25	95	25	22	13.5	6.8	110	6/6	3/3	9.10	10
288R35	95	35	22	13.5	8.0	110	6/6	3/3	8.90	10
288R50	95	50	22	13.5	9.8	110	6/6	3/3	8.51	10
288R70	95	70	22	13.5	11.2	110	6/6	3/3	8.15	10
289R50	120	50	22	15.0	9.8	110	6/6	3/3	8.04	10
289R70	120	70	22	15.0	11.2	110	6/6	3/3	7.66	10
289R95	120	95	22	15.0	13.2	110	6/6	3/3	7.14	10
290R70	150	70	25	16.5	11.2	130	6/6	3/3	11.70	10
290R95	150	95	25	16.5	13.2	130	6/6	3/3	11.05	10
290R120	150	120	25	16.5	14.7	130	6/6	3/3	10.49	10
291R120	185	120	28	18.5	14.7	130	6/6	3/3	13.80	5
291R150	185	150	28	18.5	16.3	130	6/6	3/3	13.19	5
292R95	240	95	32	21.3	13.2	150	--	3/3	22.24	5
292R120	240	120	32	21.3	14.7	150	--	3/3	21.59	5
292R150	240	150	32	21.3	16.3	150	--	3/3	20.87	5



Compression joint to DIN, Al, full tension



- ▶ For full tension connections of aluminium cables to DIN EN 50182
- ▶ To DIN 48085, Part 2
- ▶ With code number for clear tool assignment
- ▶ Filled with contact grease for optimum crimp characteristics

Characteristics

- Easy to process due to crimp markings
- Simple cable entry due to internal chamfer

Material

- E-aluminium to 95 mm²
- AlMgSi from 120 mm²

Surface

- Bright

Technical instructions

- Tool: see page 103

Additional information

- * = not standardised

Nominal cross section mm ²	Part No.	Hint	Code	Dimension mm			Number of crimps		Conductor mm dia.	Weight 100 pcs. ~kg	Packing unit/pcs
				d1	d4	l	Al (7 mm)	Al (wide)			
16	243R	*	12	5.8	12.0	140	8/8	4/4	5.1	3.4	10
25	244R		12	6.8	12.0	140	8/8	4/4	6.3	2.9	10
35	245R		14	8.0	14.0	140	8/8	4/4	7.5	3.9	10
50	246R		16	10.0	16.0	155	8/8	4/4	9.0	5.2	10
70	247R		18	11.5	18.5	165	8/8	4/4	10.5	7.4	10
95	248R		22	13.5	22.0	165	8/8	4/4	12.5	12.2	10
120	249R		25	15.5	25.5	250	12/12	6/6	14.0	21.8	10
150	250R		28	16.5	28.5	300	--	7/7	15.7	34.4	10
185	251R		28	18.5	28.5	330	--	7/7	17.5	33.0	5
240	252R		34	21.5	34.5	350	--	7/7	20.2	54.0	5
300	253R		38	23.5	38.5	400	--	8/8	22.5	79.0	1



Compression joints, Al, full tension



- ▶ For full tension connections of Aldrey cables according to DIN EN 50182
- ▶ With code number for clear tool assignment
- ▶ Filled with contact grease for optimum crimp characteristics

Characteristics

- Tube diameters adjusted to Aldrey cables
- Easy to process due to crimp markings

Material


- AlMgSi F20

Surface

- Bright

Technical instructions

- Tool: see page 103



Nominal cross section mm ²	Part No.	Code	Dimension mm		Number of crimps		Conductor mm dia.	Weight 100 pcs. ~kg	Packing unit/ pcs
			d1	l	Aldrey (7 mm)	Aldrey (wide)			
35	295AD	14	8.0	140	8/8	--	7.5	4.7	5
50	296AD	16	10.0	155	8/8	--	9.0	5.9	5
70	297AD	18	11.5	165	8/8	--	10.5	9.0	5

Compression joint to DIN, Al/St



- ▶ For full tension connections of Al/St conductors to DIN EN 50182
- ▶ To DIN 48085, Part 3
- ▶ Unique tool assignment due to coding
- ▶ Filled with contact grease for optimum crimp characteristics

Characteristics

- Easy to process due to crimp markings
- Simple cable entry due to internal chamfer

Material

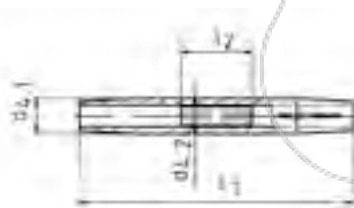
- Sleeve: E-aluminium
- Sleeve: Steel (St 52)

Surface

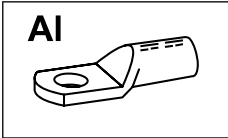
- Al sleeve: bright
- St sleeve: hot zinc galvanised

Technical instructions

- Tool: see page 105



Nominal cross section mm ²	Part No.	Code	Dimension mm				Code Al	Number of crimps				Conductor mm dia.	Weight 100 pcs. ~kg	Packing unit/ pcs
			d41	d42	l1	l2		Stahl (5 mm)	Stahl (wide)	Al (7 mm)	Al (wide)			
35 - 6	455R	6	14.0	6.3	235	75	14	5/5	--	8/8	--	8.1	7	5
50 - 8	456R	7	16.0	7.5	270	95	16	6/6	--	9/9	--	9.6	11	5
70 - 12	457R	9	18.5	9.5	270	95	18	6/6	--	9/9	--	11.7	15	5
95 - 15	458R	9	22.5	9.6	310	95	22	6/6	--	11/11	--	13.6	23	5
120 - 20	459R	13	25.0	13.0	380	110	25	7/7	4/4	13/13	6/6	15.5	36	5



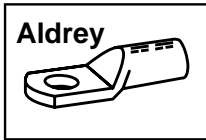
Tool application chart

Compression cable lugs and connectors made from E-AI

Compression cable lugs for full-tension connections from AI conductors DIN EN 50182, 16-95 mm²

Tool type	Crimping range corresponds to nominal cross-section mm ²	Crimping Tool		Catalogue page		Crimp profile	
		Part No.	Crimping head / adapter	Crimping Tool	Crimping die		
Mechanical, electrical, pneumatic crimping tools with interchangeable die / head	10-70	K354		246	331	⊕	
	10-185	K18		248	339	⊕	
	10-240	K22		250	344	⊕	
Hand hydraulic crimping tools	10-185	HK6018		292	339	⊕	
		HK60UNV	+UA18	473	339	⊕	
	10-300	HK6022		294	344	⊕	
		HK60UNV	+UA22	473	344	⊕	
		HK12030		298	350	⊕	
		HK12042		300	350	⊕	
	150-500	HK120U		302	350	⊕	
		HK45		321	358	⊕	
Battery powered crimping tools	10-70	EK354ML		262	331	⊕	
		EK354		266	331	⊕	
	10-150	EK505		268	335	⊕	
	10-185	EK5018		270	339	⊕	
		EK60UNV	+UA18	476	339	⊕	
		EKM60UNV	+UA18	475	339	⊕	
	10-300	EK6022		274	344	⊕	
		EKM6022		272	344	⊕	
	50-240	EKM60ID*		278		⊕	
		EK60UNV	+UA22	476	344	⊕	
		EKM60UNV	+UA22	475	344	⊕	
		EK120UNV		477	350	⊕	
		EK12032		280	350	⊕	
		EK12042		282	350	⊕	
		EK120U	+UA15T	284	350	⊕	
	EK135FT	+UA12T	286	350	⊕		
	Hydraulic crimping systems	10-185	THK18		306	339	⊕
		10-300	THK22		308	344	⊕
HK122EL380				322	350	⊕	
10-500		HK252		320	355	⊕	
		HK252EL380		323	355	⊕	
Hydraulic crimping heads	10-185	PK18		306	339	⊕	
		PK60UNV	+UA18	474	339	⊕	
	10-300	PK22		308	344	⊕	
		PK60UNV	+UA22	474	344	⊕	
		PK12042		312	350	⊕	
		PK120U		314	350	⊕	
	10-500	PK252		316	355	⊕	
	50-240	PK60ID*		311		⊕	
	150-500	PK45		318	358	⊕	

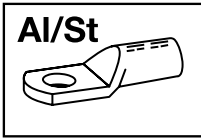
* Not suitable for full-tension connections



Tool application chart

Compression joints for full-tension connections from Aldrey conductors to DIN EN 50182 and Al conductors to DIN EN 50182, 120-300 mm²

Tool type	Crimping range corresponds to nominal cross-section mm ²	Crimping Tool		Catalogue page		Crimp profile
		Part No.	Crimping head / adapter	Crimping Tool	Crimping die	
Mechanical, electrical, pneumatic crimping tools with interchangeable die / head	25-50	K354		246	331	⬡
	25-95	K18		248	339	⬡
	25-185	K22		250	344	⬡
Hand hydraulic crimping tools	25-95	HK6018		292	339	⬡
		HK60UNV	+UA18	473	339	⬡
	25-185	HK6022		294	344	⬡
		HK60UNV	+UA22	473	344	⬡
		HK12030		298	350	⬡
		HK12042		300	350	⬡
	150-300	HK120U		302	350	⬡
		HK45		321	358	⬡
Battery powered crimping tools	25-50	EK354ML		262	331	⬡
		EK354		266	331	⬡
	25-95	EK505		268	335	⬡
		EK5018		270	339	⬡
		EK60UNV	+UA18	476	339	⬡
	25-185	EKM60UNV	+UA18	475	339	⬡
		EK6022		274	344	⬡
		EKM6022		272	344	⬡
		EK60UNV	+UA22	476	344	⬡
		EKM60UNV	+UA22	475	344	⬡
		EK12032		280	350	⬡
		EK12042		282	350	⬡
		EK120U		284	350	⬡
	25-300	EK135FT	+UA15T	286	350	⬡
		EK120UNV	+UA12T	477	350	⬡
Hydraulic crimping systems	25-95	THK18		306	339	⬡
	25-185	THK22		308	344	⬡
		HK122EL380		322	350	⬡
	25-300	HK252		320	355	⬡
		HK252EL380		323	355	⬡
Hydraulic crimping heads	25-95	PK18		306	339	⬡
		PK60UNV	+UA18	474	339	⬡
	25-185	PK22		308	344	⬡
		PK60UNV	+UA22	474	344	⬡
		PK12042		312	350	⬡
		PK120U		314	350	⬡
	25-300	PK252		316	355	⬡
	150-300	PK45		318	358	⬡



Tool application chart

Compression joints for non-tension connections from Al/St. cables and full-tension connections to DIN 48085, part 3 for Al/St. cables to DIN EN 50182

Tool type	Crimping range corresponds to nominal cross-section mm ²	Crimping Tool		Catalogue page		Crimp profile
		Part No.	Crimping head / adapter	Crimping Tool	Crimping die	
Mechanical, electrical, pneumatic crimping tools with interchangeable die / head	25/4-120/20	K22		250	345	⬡
Hand hydraulic crimping tools	25/4-120/20	HK6022		294	345	⬡
		HK60UNV	+UA22	473	345	⬡
		HK12030		298	350	⬡
		HK12042		300	350	⬡
		HK120U		302	350	⬡
Battery powered crimping tools	25/4-120/20	EK6022		274	345	⬡
		EKM6022		272	345	⬡
		EK60UNV	+UA22	476	345	⬡
		EKM60UNV	+UA22	475	345	⬡
		EK12032		280	350	⬡
		EK12042		282	350	⬡
		EK120U		284	350	⬡
		EK135FT	+UA15T	286	350	⬡
		EK120UNV	+UA12T	477	350	⬡
Hydraulic crimping systems	25/4-120/20	THK22		308	345	⬡
		HK122EL380		322	350	⬡
		HK252		320	356	⬡
		HK252EL380		323	356	⬡
Hydraulic crimping heads	25/4-120/20	PK22		308	345	⬡
		PK60UNV	+UA22	474	345	⬡
		PK12042		312	350	⬡
		PK120U		314	350	⬡
		PK252		316	356	⬡

CONNECTED - COMPRESSION CABLE LUGS MADE FROM ALUMINIUM AND COPPER

Two components reliably connected. Copper and aluminium have different material properties. That's not always a good thing. Our compression cable lugs and connectors made from aluminium and copper are intricately produced by special processes and join together what belongs together. No matter which material you use: Your contacts are reliable with Klauke.



In brief

- ▶ Simple processing based on DIN standards
- ▶ Reliable connection of copper and aluminium, even in contact with water
- ▶ Special manufacturing methods ensure high quality
- ▶ Also suitable for sector shaped conductors and wires



▶ As good as always

Cable lugs and connectors made from aluminium and copper can be processed in exactly the same way as DIN standard aluminium cable lugs. No special tools are required, you simply use the right Klauke dies. And so the result is as good as always.

- For round and sector shaped conductors to DIN EN 60228 and aluminium wires to DIN 50182
- No additional costs for new crimping dies
- Reliable connection by preventing contact corrosion

▶ Numerous versions available

The great thing about the broad Klauke range is: You can select the suitable cable lug for your project and optimally process your choice using the Klauke tools. Everything fitting together.


- Processing as usual with standard aluminium cable lugs
- Different versions available, for instance, as a cable lug with a copper eye or Cupal washers or as a rotational friction welded cable lug



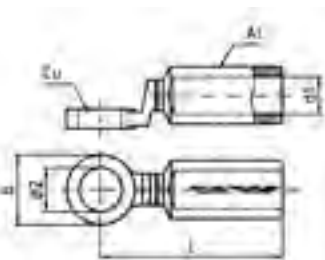
▶ Well connected in every situation

Reduction compression joints enable aluminium conductors to be integrated into copper-containing systems. They connect the two different materials regardless of the physical cable dimensions.

- Suitable for round or sector shaped conductors
- Suitable for multi-stranded and single-stranded sector shaped conductors



Compression cable lugs, Al/Cu



- ▶ Tube dimension to DIN 46329
- ▶ For non-tension connections of Al cables to DIN EN 60228 and aluminium cables to DIN EN 50182 as well as pre-rounded sector shaped conductors
- ▶ For connecting aluminium connections to copper rails in humid areas
- ▶ With code number for clear tool assignment
- ▶ Filled with contact grease for optimum crimp characteristics

Characteristics

- Barrier design with oil stop and solid copper palm
- Easy to process due to crimp markings
- Internal chamfer for simple cable insertion

Suitable for

- Pre-rounded sector shaped conductors

Material

- E-aluminium
- Copper (EN13600)

Surface

- Bright

Technical instructions

- Tool: see page 115

Additional information

- re = round single solid wire, rm = round multi-stranded, se = sector shaped single solid wire, sm = sector shaped multi-stranded, sector shaped conductors must be pre-rounded

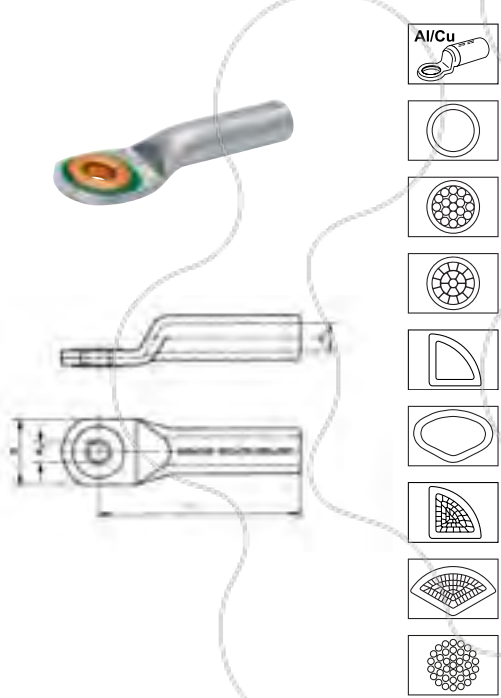
Size of bolt dia.	Part No.	Nominal cross section mm ²			Code	Dimension mm				Number of crimps		Weight 100 St. ~kg Cu	Weight 100 St. ~kg total	Packing unit/pcs
		rm/sm	se			b	d1	d2	l	Al (7 mm)	Al (wide)			
M 8	363R8	16			12	25	6.0	8.5	67.5	4	2	4.4	5.9	10
M 10	363R10	16			12	25	6.0	10.5	67.5	4	2	4.2	5.7	10
M 8	364R8	25			12	25	6.8	8.5	67.5	4	2	4.4	5.8	10
M 10	364R10	25			12	25	6.8	10.5	67.5	4	2	4.2	5.6	10
M 12	364R12	25			12	25	6.8	13.0	67.5	4	2	3.9	5.3	10
M 8	365R8	35	50		14	25	8.0	8.5	76.5	5	2	4.4	6.3	10
M 10	365R10	35	50		14	25	8.0	10.5	76.5	5	2	4.2	6.1	10
M 12	365R12	35	50		14	25	8.0	13.0	76.5	5	2	3.8	5.8	10
M 8	366R8	50	70		16	25	9.8	8.5	76.5	5	2	4.4	6.4	10
M 10	366R10	50	70		16	25	9.8	10.5	76.5	5	2	4.2	6.2	10
M 12	366R12	50	70		16	25	9.8	13.0	76.5	5	2	3.9	5.9	10
M 10	367R10	70	95		18	25	11.2	10.5	84.5	6	3	4.2	7.4	10
M 12	367R12	70	95		18	25	11.2	13.0	84.5	6	3	3.9	7.1	10
M 10	368R10	95	120		22	30	13.2	10.5	90.5	6	3	7.4	11.4	10
M 12	368R12	95	120		22	30	13.2	13.0	90.5	6	3	6.8	10.8	10
M 16	368R16	95	120		22	30	13.2	17.0	90.5	6	3	6.4	10.4	10
M 12	369R12	120	150		22	30	14.7	13.0	92.0	6	3	6.8	11.4	5
M 16	369R16	120	150		22	30	14.7	17.0	92.0	6	3	6.4	10.8	5
M 12	370R12	150	185		25	30	16.3	13.0	104.0	6	3	6.8	13.1	5
M 16	370R16	150	185		25	30	16.3	17.0	104.0	6	3	6.4	12.7	5
M 20	370R20	150	185		25	35	16.3	21.0	107.5	6	3	10.1	16.4	5
M 10	371R10	185	240		28	30	18.3	10.5	105.0	6	3	10.3	18.6	5
M 12	371R12	185	240		28	35	18.3	13.0	105.0	6	3	10.1	18.4	5
M 16	371R16	185	240		28	30	18.3	17.0	105.0	6	3	9.3	17.6	5

see next page

Compression cable lugs, Al/Cu

Size of bolt dia.	Part No.	Nominal cross section mm ²			Dimension mm				Number of crimps		Weight 100 St. ~kg Cu	Weight 100 St. ~kg total	Packing unit/pcs
		rm/sm	se	Code	b	d1	d2	l	Al (7 mm)	Al (wide)			
M 20	371R20	185	240	28	35	18.3	21.0	107.5	6	3	10.1	18.4	5
M 10	372R10	240	300	32	35	21.0	10.5	118.5	8	3	12.1	22.5	5
M 12	372R12	240	300	32	35	21.0	13.0	118.5	8	3	11.8	22.2	5
M 16	372R16	240	300	32	35	21.0	17.0	118.5	8	3	11.0	21.4	5
M 20	372R20	240	300	32	35	21.0	21.0	118.5	8	3	10.1	20.5	5
M 12	373R12	300	--	34	40	23.3	13.0	123.5	8	3	17.7	33.7	2
M 16	373R16	300	--	34	40	23.3	17.0	123.5	8	3	16.9	32.9	2
M 20	373R20	300	--	34	40	23.3	21.0	123.5	8	3	16.0	32.0	1
M 12	374R12	400	--	38	40	26.0	13.0	150.5	--	4	25.6	37.4	1

Compression cable lugs, Al/Cu with Cu eye



- ▶ For non-tension connections of aluminium conductors to DIN EN 60228 and aluminium cables to DIN EN 50182
- ▶ Tube dimension to DIN 46329
- ▶ For pre-rounded sector shaped conductors
- ▶ Unique tool assignment due to coding
- ▶ Filled with contact grease for optimum crimp characteristics



Characteristics

- For connecting non-tension aluminium connections using Cu-washers in humid areas
- With Cu eyelet in screw-on area
- Easy to process due to crimp markings
- Simple cable entry due to internal chamfer

Material

- E-aluminium
- Copper (EN13600)

Surface

- Bright

Technical instructions

- Tool: see page 115

Additional information

- re = round single solid wire, rm = round multi-stranded, se = sector shaped single solid wire, sm = sector shaped multi-stranded, sector shaped conductors must be pre-rounded

Size of bolt dia.	Part No.	Nominal cross section mm ²			Dimension mm				Number of crimps		Weight 100 St. ~kg Cu	Weight 100 St. ~kg total	Packing unit/pcs
		rm/sm	se	Code	b	d1	d2	l	Cu (5 mm)	Cu (wide)			
M 6	302R6	10	--	10	18	5.0	6.5	52	4	2	0.260	1.20	10
M 8	302R8	10	--	10	22	5.0	8.5	52	4	2	0.580	1.50	10
	303R8	16	25	12	22	5.8	8.5	52	4	2	0.600	1.95	10
M 10	303R10	16	25	12	25	5.8	10.5	52	4	2	0.600	2.00	10
M 8	304R8	25	35	12	22	6.8	8.5	60	4	2	0.625	2.00	10
	304R10	25	35	12	25	6.8	10.5	60	4	2	0.900	2.10	10
M 10	305R10	35	50	14	26	8.0	10.5	67	5	2	0.800	3.00	10
	305R12	35	50	14	30	8.0	13.0	67	5	2	1.120	3.10	10
M 10	306R10	50	70	16	27	9.8	10.5	72	5	2	0.900	3.60	10
M 12	306R12	50	70	16	30	9.8	13.0	72	5	2	1.120	3.80	10
M 10	307R10	70	95	18	29	11.2	10.5	86	6	3	1.075	5.60	10

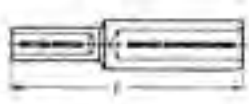


Compression cable lugs, Al/Cu with Cu eye

Size of bolt dia.	Part No.	Nominal cross section mm ²			Dimension mm				Number of crimps		Weight 100 St. ~kg Cu	Weight 100 St. ~kg total	Packing unit/pcs
		rm/sm	se	Code	b	d1	d2	l	Cu (5 mm)	Cu (wide)			
M 12	307R12	70	95	18	32	11.2	13.0	86	6	3	1.300	5.70	10
M 10	308R10	95	120	22	32	13.2	10.5	90	6	3	1.435	10.00	5
M 12	308R12	95	120	22	35	13.2	13.0	90	6	3	1.735	9.50	5
M 16	308R16	95	120	22	38	13.2	17.0	90	6	3	2.655	10.00	5
M 12	309R12	120	150	22	35	14.7	13.0	91	6	3	1.810	8.70	5
M 16	309R16	120	150	22	38	14.7	17.0	91	6	3	2.230	8.80	5
M 12	310R12	150	185	25	35	16.3	13.0	103	6	3	2.025	12.20	5
M 16	310R16	150	185	25	41	16.3	17.0	103	6	3	2.655	12.30	5
M 20	310R20	150	185	25	44	16.3	21.0	103	6	3	3.620	12.80	5
M 12	311R12	185	240	28	40	18.3	13.0	106	6	3	2.320	15.00	5
M 16	311R16	185	240	28	42	18.3	17.0	106	6	3	4.975	15.50	5
M 20	311R20	185	240	28	46	18.3	21.0	106	6	3	4.610	15.50	5
M 12	312R12	240	300	32	45	21.0	13.0	116	8	3	2.750	20.00	5
M 16	312R16	240	300	32	45	21.0	17.0	116	8	3	3.400	21.00	5
M 20	312R20	240	300	32	49	21.0	21.0	116	8	3	4.600	22.00	5
M 16	313R16	300	--	34	51	23.3	17.0	124	8	3	3.980	21.60	1
M 20	313R20	300	--	34	51	23.3	21.0	124	8	3	5.510	22.20	1
M 16	314R16	400	--	38	58	26.0	17.0	165	--	4	4.200	35.00	1
M 20	314R20	400	--	38	58	26.0	21.0	165	--	4	5.950	35.00	1



Compression joints, Al/Cu



- ▶ For non-tension connections of aluminium conductors to DIN EN 60228 and aluminium cables to DIN EN 50182
- ▶ For Cu round conductors, e.g. to DIN EN 60228 Cl. 1, 2, 5 and 6
- ▶ For non-tension copper cables, to DIN 48201
- ▶ Tube dimensions to DIN 46267, part 1 and 2 and pre-rounded sector shaped conductors
- ▶ Unique tool assignment due to coding

Characteristics

- For connecting non-tension aluminium and copper connections
- Easy to process due to crimp markings
- Simple cable entry due to internal chamfer

Material

- E-aluminium
- Copper (EN13600)

Surface

- Bright

Technical instructions

- Sleeves for compacted conductors and sleeves for 3-core and 4-core cables, see chapter „Sleeves for compacted conductors and sector shaped conductors - Cu“
- Reduction sleeves for connecting unequal cross-sections can be found on page 68
- Tool: see page 115

Additional information

- re = round single solid wire, rm = round multi-stranded, se = sector shaped single solid wire, sm = sector shaped multi-stranded, sector shaped conductors must be pre-rounded

Part No.	Nominal cross section mm ²			Dimension mm			Code		Weight 100 St. ~kg Cu	Weight 100 St. ~kg total	Packing unit/pcs
	rm/sm	Al se	Cu rm/sm	l	Al	Cu	Al	Cu			
322R10	10	16	10	55.0	5.0	4.5	10	6	0.212	1.100	4
322R16	10	16	16	61.0	5.0	5.4	10	8	0.714	1.550	4
323R10	16	25	10	55.0	6.0	4.5	12	6	0.212	1.500	4
323R16	16	25	16	61.0	6.0	5.4	12	8	0.714	1.750	4
324R10	25	35	10	55.0	6.8	4.5	12	6	0.212	1.400	4
324R16	25	35	16	61.0	6.8	5.5	12	8	0.714	1.650	4
324R25	25	35	25	61.0	6.8	7.0	12	10	0.892	1.900	4
324R35	25	35	35	61.0	6.8	8.2	12	12	1.624	2.000	4
324R50	25	35	50	72.0	6.8	10.0	12	14	2.362	3.500	4
324R416	25/4	35	16	61.0	7.6	5.5	12	8	0.714	1.600	4
324R425	25/4	35	25	61.0	7.6	7.0	12	10	0.892	1.850	4
325R16	35	50	16	71.0	8.0	5.5	14	8	0.714	2.500	4
325R25	35	50	25	71.0	8.0	7.0	14	10	0.892	2.650	4
325R35	35	50	35	71.0	8.0	8.2	14	12	1.519	3.300	4
325R50	35	50	50	77.0	8.0	10.0	14	14	2.362	3.530	4
325R616	35/6	50	16	71.0	9.0	5.5	14	8	0.714	2.450	4
325R625	35/6	50	25	71.0	9.0	7.0	14	10	0.892	2.600	4
325R635	35/6	50	35	71.0	9.0	8.2	14	12	1.624	3.250	4
326R16	50	70	16	71.5	9.8	5.5	16	8	0.714	2.850	4
326R25	50	70	25	71.5	9.8	7.0	16	10	0.892	3.200	4
326R35	50	70	35	71.5	9.8	8.2	16	12	1.624	3.800	4
326R50	50	70	50	77.5	9.8	10.0	16	14	2.362	4.550	4
327R16	70	95	16	79.0	11.2	5.5	18	8	0.714	4.100	4

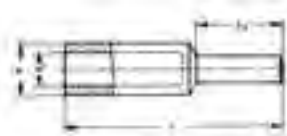



Compression joints, Al/Cu

Part No.	Nominal cross section mm ²			Dimension mm			Code		Weight 100 St. ~kg Cu	Weight 100 St. ~kg total	Packing unit/pcs
	rm/sm	Al se	Cu rm/sm	l	Al	Cu	Al	Cu			
327R25	70	95	25	79.0	11.2	7.0	18	10	0.892	3.950	4
327R35	70	95	35	79.0	11.2	8.2	18	12	1.624	4.900	4
327R50	70	95	50	85.0	11.2	10.0	18	14	2.362	5.700	4
327R70	70	95	70	86.0	11.2	11.5	18	16	2.921	7.250	4
327R95	70	95	95	95.0	11.2	13.5	18	18	4.957	9.360	4
327R120	70	95	120	99.0	11.2	15.5	18	20	5.640	10.540	4
328R16	95	120	16	79.0	13.2	5.5	22	8	0.714	6.150	4
328R25	95	120	25	79.0	13.2	7.0	22	10	0.892	6.300	4
328R35	95	120	35	79.0	13.2	8.2	22	12	1.519	6.800	4
328R50	95	120	50	85.0	13.2	10.0	22	14	2.362	8.050	4
328R70	95	120	70	87.0	13.2	11.5	22	16	3.105	8.200	4
328R95	95	120	95	95.0	13.2	13.5	22	18	4.957	10.350	4
328R120	95	120	120	95.0	13.2	15.5	22	20	5.640	11.550	4
329R35	120	150	35	81.0	14.7	8.2	22	12	1.519	7.600	4
329R50	120	150	50	87.0	14.7	10.0	22	14	2.362	7.900	4
329R70	120	150	70	89.0	14.7	11.5	22	16	3.105	8.500	4
329R95	120	150	95	97.0	14.7	13.5	22	18	4.857	11.000	4
329R120	120	150	120	97.0	14.7	15.5	22	20	5.640	10.280	4
330R16	150	185	16	91.5	16.3	5.4	25	8	0.714	7.800	4
330R25	150	185	25	91.5	16.3	6.8	25	10	0.892	8.000	4
330R35	150	185	35	91.5	16.3	8.2	25	12	1.624	8.400	4
330R50	150	185	50	98.5	16.3	10.0	25	14	2.362	10.200	4
330R70	150	185	70	99.5	16.3	11.5	25	16	3.105	10.350	4
330R95	150	185	95	107.5	16.3	13.5	25	18	4.957	12.650	4
330R120	150	185	120	107.5	16.3	15.5	25	20	5.640	13.900	4
330R150	150	185	150	124.0	16.3	17.0	25	22	8.231	16.700	4
331R50	185	240	50	99.0	18.3	10.0	28	14	2.362	12.100	1
331R70	185	240	70	100.0	18.3	11.5	28	16	3.105	13.000	1
331R95	185	240	95	108.0	18.3	13.5	28	18	4.957	14.450	1
331R120	185	240	120	108.0	18.3	15.5	28	20	5.640	13.720	1
331R150	185	240	150	113.0	18.3	17.0	28	22	8.231	19.550	1
331R185	185	240	185	116.0	18.3	19.0	28	25	9.621	21.000	1
332R50	240	300	50	110.0	21.0	10.0	32	14	2.362	16.500	1
332R70	240	300	70	111.0	21.0	11.5	32	16	3.105	18.000	1
332R95	240	300	95	119.0	21.0	13.5	32	18	4.957	19.000	1
332R120	240	300	120	119.0	21.0	15.5	32	20	5.640	20.500	1
332R150	240	300	150	124.0	21.0	17.0	32	22	8.231	23.300	1
332R185	240	300	185	127.0	21.0	19.0	32	25	9.621	25.500	1
332R240	240	300	240	128.0	21.0	21.5	32	28	12.705	30.100	1
333R120	300	--	120	119.0	23.5	15.5	34	20	5.640	27.800	1
333R150	300	--	150	124.0	23.5	17.0	34	22	8.234	31.100	1
333R185	300	--	185	127.0	23.5	19.0	34	25	9.621	32.700	1
333R240	300	--	240	128.0	23.5	21.5	34	28	12.705	37.500	1
333R300	300	--	300	134.0	23.5	24.5	34	32	16.099	41.700	1



Compression joints with Cu bolts, Al



- ▶ For non-tension connections of aluminium conductors to DIN EN 60228 and aluminium cables to DIN EN 50182
- ▶ For pre-rounded sector shaped conductors
- ▶ Tube dimension to DIN 46267, part 2
- ▶ Unique tool assignment due to coding



Characteristics

- For connecting non-tension Al connections in Cu clamps
- Easy to process due to crimp markings
- Simple cable entry due to internal chamfer



Material

- E-aluminium
- Copper (EN13600)



Surface

- Bright



Technical instructions

- Tool: see page 115

Additional information

- re = round single solid wire, rm = round multi-stranded, se = sector shaped single solid wire, sm = sector shaped multi-stranded, sector shaped conductors must be pre-rounded



Part No.	Nominal cross section mm ²		Code	Dimension mm				Bolt mm dia.	Conductor mm dia.	Weight 100 St. ~kg Cu	Weight 100 St. ~kg total	Packing unit/pcs
	rm/sm	se		d Ø	d1	l	l1					
344R	25	35	12	12.0	6.8	58	20	6	6.3	0.462	1.6	10
345R	35	50	14	14.0	8.0	71	22	7	7.5	0.695	2.5	10
346R	50	70	16	16.0	10.0	74	25	8	9.0	1.037	3.3	10
347R	70	95	18	18.5	11.5	87	30	10	10.5	1.958	5.4	10
348R	95	120	22	23.0	13.2	91	33	12	12.5	3.112	8.7	10
349R	120	150	22	23.0	15.0	97	38	12	14.0	3.598	9.0	10
350R	150	185	25	25.5	16.5	108	38	12	15.8	3.598	10.9	10
351R	185	240	28	28.5	18.5	116	44	14	17.5	3.692	15.7	5
352R	240	300	32	32.5	21.5	128	44	16	20.3	7.435	21.8	5
353R	300	--	34	34.5	23.5	131	46	18	22.5	9.410	26.7	1



Cupal washers



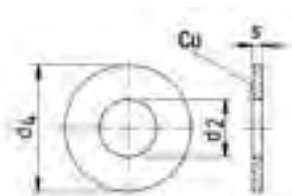
- ▶ Flat washer for processing aluminium and copper cable lugs
- ▶ For connecting copper conductors to aluminium rails

Characteristics

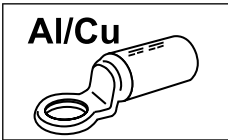
- Processing only in dry environments

Material

- E-Al, one side copper plated



Size of bolt dia.	Part No.	Dimension mm			Weight 100 pcs. ~kg	Packing unit/pcs
		d2	d4	s		
M 6	CS615	6.5	15	2	0.06	10
M 8	CS818	8.5	18	2	0.09	10
M 10	CS1022	11.0	22	2	0.26	10
M 12	CS1228	13.0	28	2	0.44	10
M 14	CS1428	15.0	28	2	0.40	10
M 16	CS1635	17.0	35	2	0.66	10



Tool application chart

Compression cable lugs and connectors made from Al/Cu

The tools of the copper side of our Al/Cu compression joints you will find in the tool application chart of copper compression cable lugs and connectors acc. to DIN

Tool type	Crimping range corresponds to nominal cross-section mm ²	Crimping Tool		Catalogue page		Crimp profile
		Part No.	Crimping head / adapter	Crimping Tool	Crimping die	
mechanical, electrical, pneumatic crimping tools with interchangeable die / head	10-70	K354		246	331	⬡
	10-185	K18		248	339	⬡
	10-240	K22		250	344	⬡
Hand hydraulic crimping tools	10-185	HK6018		292	339	⬡
		HK60UNV	+UA18	473	339	⬡
	10-300	HK6022		294	344	⬡
		HK60UNV	+UA22	473	344	⬡
		HK12030		298	350	⬡
		HK12042		300	350	⬡
	150-500	HK120U		302	350	⬡
		HK45		321	358	⬡
Battery powered crimping tools	10-7	EK354ML		262	331	⬡
		EK354		266	331	⬡
	10-185	EK5018		270	339	⬡
		EK60UNV	+UA18	476	339	⬡
		EKM60UNV	+UA18	475	339	⬡
	10-300	EK6022		274	344	⬡
		EKM6022		272	344	⬡
		EK60UNV	+UA22	476	344	⬡
		EKM60UNV	+UA22	475	344	⬡
		EK12032		280	350	⬡
		EK12042		282	350	⬡
		EK120U		284	350	⬡
		EK135FT	+UA15T	286	350	⬡
	EK120UNV	+UA12T	477	350	⬡	
	50-240	EKM60ID		278		⬡
	Hydraulic crimping systems	10-185	THK18		306	339
10-300		THK22		308	344	⬡
		HK122EL380		322	350	⬡
10-500		HK252		320	355	⬡
		HK252EL380		323	355	⬡
Hydraulic crimping heads	10-185	PK18		306	339	⬡
		PK60UNV	+UA18	474	339	⬡
	10-300	PK22		308	344	⬡
		PK60UNV	+UA22	474	344	⬡
		PK12042		312	350	⬡
		PK120U		314	350	⬡
	10-500	PK252		316	355	⬡
	150-500	PK45		318	358	⬡

UNCOMPLICATED - CLAMPS AND SCREW CONNECTORS

Simple connecting of dissimilar materials and cross-sections. Made possible by Klauke clamps and screw connectors: They suit all standard sizes and materials. In compliance with the specified safety measures, compact tab connectors, for instance, can be installed even when live. All very straightforward.



In brief

- ▶ Simple branching without having to cut the main conductor with Klauke H and C clamps
- ▶ H clamps to DIN EN 50164-1 short-circuit current tested
- ▶ Also available in a barrier version for Al/Cu connections

▶ Continuously connected

Save yourself the trouble, the conductor does not need to be cut. Various nominal cross-sections can be clamped with multi-purpose clamps.

- Flexible due to the large cross-sectional range, C-clamps from 2.5 mm² to 185 mm² nominal cross-sections, H-clamps from 70 mm² nominal cross-section
- Efficient connections, without having to cut the main conductor.
- Straightforward connection of various cross-sections.



▶ Screwing instead of crimping

Connect the conductors using screws. Why? Because no special tools are needed. Screws are available for every application. To make sure they last, all our screw connectors are produced from high-quality materials. Simply an efficient solution!

- Connections from 2.5 mm² to 185 mm² nominal cross-section
- No special tool required
- The right screw solution to suit a host of requirements
- For aluminium and copper conductors
- For round and sector shaped conductors
- For conductors and wires
- High-quality aluminium alloy

▶ Clamps for continuous supply

We don't abandon your supply. With Klauke clamps, your operation can continue without outage, you carry out the installation even while live. No standstill, the operation continues.

- Especially suitable for the energy supply industry
- Can be installed while live
- Main conductor remains intact
- Different versions available for 3 and 4 core cables



Punched cable lugs, Cu



► For connecting of round conductors to DIN EN 60228 Cl. 1 and 2, for example in lightning protection areas



Characteristics

- Also for outdoor assembly
- Available with 2 or 4 screws



Material

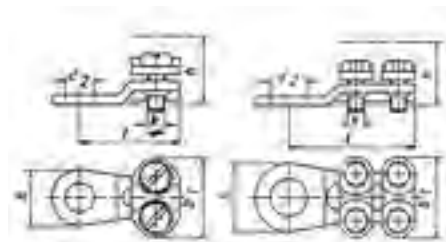
- Copper (ETP)
- Screws: DIN 84 / DIN 933 bronze, F 60

Surface

- Tin-plated to protect against corrosion

Additional information

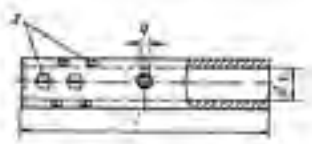
- Part Number appendix for bright version „BK“



Nominal cross section mm ²	Part No.	Dimension mm						Number of screws	Torque Nm	Weight/pcs. ~kg	Packing unit/pcs
		b	b1	d2	k	h	l				
6 - 10	572R6	15.0	18.0	6.5	M4	10	23.0	2	4	1.30	50
10 - 16	573R6	15.0	20.5	6.5	M5	14	27.0	2	6	1.30	50
	573R8	15.0	20.5	8.5	M5	14	27.0	2	6	1.30	50
16 - 25	574R8	15.0	25.0	8.5	M5	16	30.0	2	6	2.75	50
	584R8	18.5	22.5	8.5	M5	16	36.0	4	6	3.70	25
25 - 35	584R10	19.5	22.5	10.5	M5	16	37.0	4	6	3.75	25
	575R8	18.5	24.0	8.5	M5	16	25.5	2	6	2.50	50
35 - 50	585R8	18.5	24.0	8.5	M5	16	38.5	4	6	4.30	25
	585R10	21.5	24.0	10.5	M5	16	42.0	4	6	4.65	25
50 - 70	586R10	19.0	28.0	10.5	M6	19	46.0	4	8	6.75	25
	586R12	21.0	28.0	13.0	M6	19	47.0	4	8	6.70	25
70 - 95	587R10	23.5	31.0	10.5	M6	19	51.0	4	8	9.35	10
	587R12	23.5	31.0	13.0	M6	19	51.0	4	8	9.30	10
95 - 150	588R10	24.0	34.0	10.5	M6	25	57.0	4	8	12.00	10
	588R12	24.0	34.0	13.0	M6	25	57.0	4	8	11.85	10
150 - 240	589R10	30.0	42.0	10.5	M8	32	61.0	4	20	20.15	10
	589R12	30.0	42.0	13.0	M8	32	61.0	4	20	20.20	10
185 - 300	589R16	30.0	42.0	17.0	M8	32	61.5	4	20	20.10	10
	590R10	34.0	48.5	10.5	M8	32	68.5	4	20	24.40	5
	590R12	34.0	48.5	13.0	M8	32	68.5	4	20	24.35	5
	590R16	34.0	48.5	17.0	M8	32	68.5	4	20	24.30	5
	590R20	36.0	48.5	21.0	M8	32	70.5	4	20	24.25	5
	592R12	32.0	50.0	13.0	M8	37	68.5	4	20	27.95	5
	592R16	32.0	50.0	17.0	M8	37	68.5	4	20	28.00	5
	592R20	34.5	50.5	21.0	M8	37	70.0	4	20	27.95	5



Tubular soldering sleeves, CuZn



- ▶ For round conductors, e.g. to DIN EN 60228 Cl. 1, 2, 5 and 6
- ▶ Processed without using a crimping tool



Characteristics

- Simple processing due to fixed screws and solder hole



Material

- CuZn 40 Pb 2
- Screws: Steel to DIN 551



Surface

- Tin-plated to protect against corrosion



Technical instructions

- z = number of grub screws
- A connection needs to be soldered

Nominal cross section mm ²	Part No.	Dimension mm				Weight/pcs. ~kg	Packing unit/pcs
		d1	l	Ø q	z		
6	551R	3.5	25	3.3	2	0.60	10
10	552R	4.5	30	3.3	2	1.20	10
16	553R	5.5	40	4.2	4	1.90	10
25	554R	7.0	45	4.2	4	2.85	10
35	555R	8.5	45	5.0	4	3.00	10
50	556R	10.0	48	5.0	4	4.00	10
70	557R	12.0	52	6.8	4	6.30	10
95	558R	13.5	55	6.8	4	8.05	10
120	559R	15.0	60	6.8	4	9.90	10
150	560R	17.0	64	6.8	4	11.80	5
185	561R	19.0	70	6.8	10	14.30	5
240	562R	21.0	70	6.8	10	15.50	5
300	563R	24.0	75	6.8	10	19.30	1

Parallel groove clamps, Cu, 1 screw



- ▶ For non-tension copper cables acc. to DIN 48201 part 1
- ▶ For screwing conductors acc. to DIN EN 60228 Class 1 and 2, for example in lightning protection areas

Characteristics

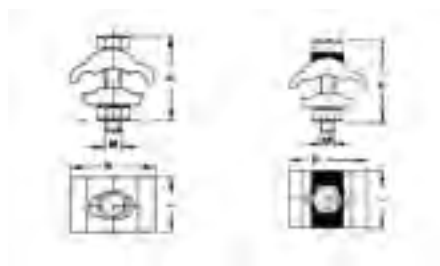
- Also for outdoor assembly
- Version with 1 screw
- Optionally available with thrust plate for equal pressure distribution

Material

- Copper (ETP)
- Screws: Bronze F 60
- Nut: copper

Surface

- Bright



Nominal cross section mm ²	Part No.	Dimension mm			M	Torque Nm	Weight/pcs. ~kg	Packing unit/pcs
		b	h	l				
Without thrust plate								
2.5 - 16	SAK10	19.5	16	16	M5	6	2.10	10
2.5 - 25	SAK12	25.0	21	18	M6	8	4.10	10
	SAK14	25.0	22	20	M7	14	3.95	10
6 - 35	SAK16	28.0	23	20	M7	14	6.0	10
6 - 50	SAK18	32.5	26	24	M7	14	8.0	10
	SAK20	33.5	27	22	M8	20	8.6	10
6 - 70	SAK22	37.5	29	24	M8	20	11.1	5
10 - 95	SAK24	41.0	36	28	M8	20	15.6	5
With thrust plate								
2.5 - 16	SAK11	19.5	16	16	M5	6	2.6	10
2.5 - 25	SAK13	25.0	21	18	M6	8	4.30	10
	SAK15	25.0	22	18	M7	14	4.6	10
6 - 35	SAK17	28.0	23	20	M7	14	6.3	10
6 - 50	SAK19	32.5	26	20	M7	14	7.9	10
	SAK21	33.5	27	22	M8	20	9.1	10
6 - 70	SAK23	37	29	24	M8	20	11.6	5
10 - 95	SAK25	45.0	36	31	M10	39	19.60	5



Parallel groove clamps, Cu, 2 screws



- ▶ For non-tension copper cables acc. to DIN 48201 part 1
- ▶ For screwing conductors acc. to DIN EN 60228 Cl. 1 and 2, for example in lightning protection areas

Characteristics

- Also for outdoor assembly
- Version with 2 screws
- Optionally available with thrust plate for equal pressure distribution

Material

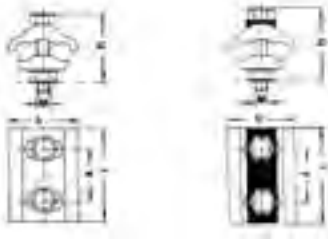
- Copper (ETP)
- Screws: Bronze F 60
- Nut: copper

Surface

- Bright

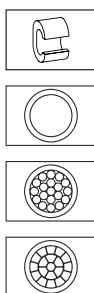
Technical instructions

- When connecting cross sections 95, 120 and 150 mm² two power branch clamps are to be used due to the current carrying capacity.



Nominal cross section mm ²	Part No.	Dimension mm			A	M	Torque Nm	Weight/pcs. ~kg	Packing unit/ pcs
		b	h	l					
Without thrust plate									
2.5 - 16	SAK30	20.5	16.0	24	13.0	M5	6	3.7	10
2.5 - 25	SAK32	25.5	21	27	13.5	M6	8	6.4	10
	SAK34	25.0	22	30	15.0	M7	14	7.7	10
6 - 35	SAK36	30.0	23	30	15	M7	14	8.5	10
6 - 50	SAK38	33.0	26	32	16.0	M7	14	12.3	10
10 - 50	SAK40	32.5	27	36	18.0	M8	20	12.9	10
10 - 95	SAK44	45.0	36	46	25.5	M10	39	28.7	5
16 - 150	SAK46	52.5	40	52	26.0	M10	39	37.4	5
With thrust plate									
2.5 - 16	SAK31	19.5	16	24	13.0	M5	6	4.1	10
2.5 - 25	SAK33	25.5	21	27	14.0	M6	8	7.0	10
	SAK35	25.0	22	30	15.0	M7	14	7.9	10
6 - 35	SAK37	28.0	23	32	16.0	M7	14	10.2	10
6 - 50	SAK39	33.0	26	32	17.0	M7	14	12.8	10
10 - 50	SAK41	32.5	27	34.5	18.0	M8	20	14.7	10
6 - 70	SAK43	37.0	29	38.5	19.0	M8	20	19.1	5
10 - 95	SAK45	41.0	36	43	20.0	M8	20	25.0	5
16 - 150	SAK47	52.5	40	52	26.0	M10	39	39.0	5

Branch clamps in C-type, Cu



- ▶ Ideal for clamping identical conductor cross-sections e.g. to VDE 60228 Cl. 1 and 2
- ▶ No need to cut the main conductor

Material

- Copper (ETP)

Surface

- Tin-plated to protect against corrosion

Technical instructions

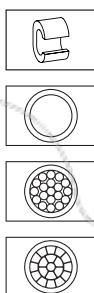
- Optimum conducting characteristics in combination with compound
- Tool: see page 133

Additional information

- Part Number appendix for bright version „BK“
- rm = round multi-stranded; re = round single solid
- * = Also suitable for 25 mm² round solid

Part No.	Hint	Cross section mm ² rm/re		Dimension mm		Weight/pcs. ~kg	Packing unit/pcs
		Main conductor	Tab conductor	b	l		
CK16		16/25	16/25	16.0	15	0.94	25
CK25	*	25/35	25/35	20.0	16	1.68	25
CK35		35/50	35/50	25.7	22	3.42	25
CK50		50/-	50/-	28.0	23	4.88	25
CK70		70/-	70/-	34.0	28	9.69	10
CK95		95/-	95/-	35.0	28	7.30	10

Branch clamps in C-type, Cu, multi-purpose clamps



- ▶ Ideal for clamping non-identical conductor cross-sections e.g. to VDE 60228 Cl. 1 and 2
- ▶ No need to cut the main conductor

Material

- Copper (ETP)

Surface

- Tin-plated to protect against corrosion

Technical instructions

- Optimum conducting characteristics in combination with compound
- Tool: see page 133

Additional information

- Part Number appendix for bright version „BK“
- rm = round multi-stranded; re = round single solid

Part No.	Cross section mm ² rm/re		Dimension mm		Weight/pcs. ~kg	Packing unit/pcs
	Main conductor	Tab conductor	b	l		
MCK44	2.5 - 4/2.5 - 4	2.5 - 4/2.5 - 4	9.8	8	0.185	25
MCK1010	6 - 10/10	4 - 6/4 - 10	12.0	12	0.460	25
MCK1016	10 - 16/16	4 - 10/4 - 10	19.0	17	1.900	25
MCK1025	16 - 25/25	4 - 10/4 - 10	19.0	17	1.900	25
MCK3535	16 - 25/25 - 35	16 - 25/16 - 35	20.0	17	1.750	25
MCK2550	35/50	4 - 25/4 - 25	24.8	23	4.400	25
MCK5050	35/50	16 - 35/25 - 50	26.5	23	4.200	25
MCK3570	50 - 70/-	4 - 35/4 - 35	33.8	28	10.700	10

See next page



Branch clamps in C-type, Cu, multi-purpose clamps

Part No.	Cross section mm ² rm/re		Dimension mm		Weight/pcs. ~kg	Packing unit/pcs
	Main conductor	Tab conductor	b	l		
MCK3595	95/-	16 - 35	41.0	30	15.000	10
MCK7095	95/-	35 - 70	41.0	30	14.000	10
MCK120120	120/-	35 - 120	45.0	30	16.550	10
MCK150150	150/-	70 - 150	53.0	35	23.000	5
MCK185185	185/-	95 - 185	60.0	40	33.000	5

Branch clamps in H-type, Cu



- ▶ Ideal for clamping identical conductor cross-sections e.g. to DIN EN 60228
- ▶ Lightning protection tested to EN 50164-1
- ▶ No need to cut the main conductor

Characteristics

- H-shape allows simple processing
- Optimum conducting characteristics when used with compound

Material

- Copper (ETP)

Surface

- Tin-plated to protect against corrosion

Technical instructions

- Tool: see page 134

Additional information

- Part Number appendix for bright version „BK“
- * = To EN 50164-1 lightning current tested

Part No.	Cross section mm ² rm/re		Hint	Dimension mm		Weight/pcs. ~kg	Packing unit/pcs
	Main conductor	Tab conductor		b	l		
AH7070	70	70	*	17.0	28.0	6.5	25
AH9595	95	95		22.0	30.0	10.0	25
AH120120	120	120		24.0	25.0	9.8	25

Compound for branch clamps



- ▶ Optimum conductivity properties for processing aluminium cable lugs and connectors and branch clamps (C and H-type)

Characteristics

- Water-resistant, with corundum for destroying the oxidation layer
- Content/tin: 0.125 kg

Part No.
KF125

Screw connectors for shielded copper wires



- ▶ For connecting different conductor types and materials, e.g. to DIN EN 60228 Class 1 and 2
- ▶ Ideal for connecting identical and different conductor cross-sections

Characteristics

- Special groove profile inside to destroy the oxidation layer when crimping
- With inspection hole for monitoring full cable insertion

Material

- Insulated body: brass (CuZn)
- Screws: stainless steel, tin-plated

Surface

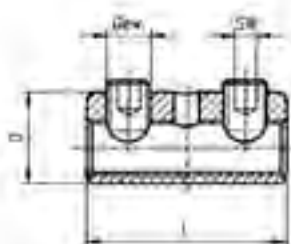
- Tin-plated to protect against corrosion

Technical instructions

- Refer to the installation instructions in the technical appendix on page i-9


Additional information

- rm = round multi-stranded; re = round single solid



Part No.	Nominal cross section mm ²		Dimension mm				Torque Nm	Weight/pcs. ~kg	Packing unit/ pcs
	re	rm	D	d1	L	AF			
SV100	6 - 35	6 - 25	14	7.2	40	4	10	3.9	4

Screw connectors for street lighting



- ▶ Ideal for connecting various conductor types and materials, e.g. to DIN EN 60228 Cl. 1 and 2
- ▶ Suitable cross-section range for street lighting

Characteristics

- Special groove profile inside to destroy the oxidation layer when crimping
- With inspection hole for monitoring full cable insertion

Material

- Insulated body: brass (CuZn)
- Screws: stainless steel, tin-plated

Surface

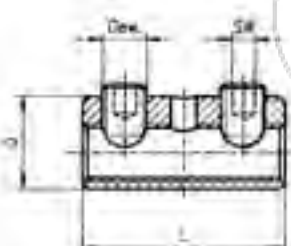
- Either bright or tin-plated

Technical instructions

- Refer to the installation instructions in the technical appendix on page i-9

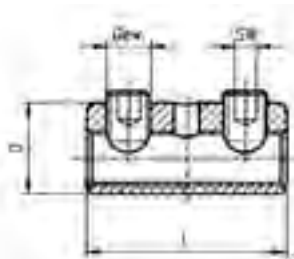
Additional information

- rm = round multi-stranded; re = round single solid



Part No.	Nominal cross section mm ²		Dimension mm				Torque Nm	Weight/pcs. ~kg	Packing unit/ pcs
	re	rm	D	d1	L	AF			
With threaded pin, tin-plated									
SV200	1.5 - 16	1.5 - 16	10	5.5	30	2.5	4	1.35	4
With threaded pin, bright finished									
SV200BK	1.5 - 16	1.5 - 16	10	5.5	30	2.5	4	1.35	4

Screw connector with 2 screws



- ▶ For connecting various conductor types and materials, e.g. to DIN EN 60228 Cl. 1 and 2
- ▶ Ideal for connecting identical and different conductor cross-sections
- ▶ Reliable processing due to cable insertion control (dissimilar materials must not come into contact)

Characteristics

- Special groove profile inside to destroy the oxidation layer when crimping
- Either with threaded pin or shear head, shear head partly fixed
- Version with 2 screws

Material

- Insulated body: high-tensile aluminium alloy
- Screws: copper alloy, tin-plated

Surface

- Either bright or tin-plated

Technical instructions

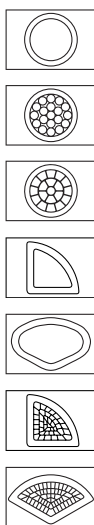
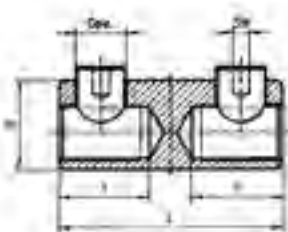
- Refer to the installation instructions in the technical appendix on page-9

Additional information

- * = fixed version, Part Number appendix „NL“
- ** = version with fixed countersink shear head, Part Number appendix „VK“
- re = round single solid wire, rm = round multi-stranded, se = sector shaped single solid wire, sm = sector shaped multi-stranded, (r) = pre-rounded, (v) = compacted

Part No.	Nominal cross section mm ²				Hint	Dimension mm			Torque Nm	Weight/ pcs. ~kg	Packing unit/pcs
	re	rm	se	sm		D	L	AF			
With threaded pin, bright finished											
SV303	6 - 35	6 - 25, Cu 2.5 - 50 (v)	--	Cu 2.5 - 35		14	40	4	8	1.5	4
SV300	--	Al 6 - 50 (v)	--	Al 6 - 35, 35 - 70		16.5	40	4	9	1.7	4
SV301	16 - 95	16 - 95	50 - 95, 50 - 120 (120°)	35 - 95 (r)		25	55	5	20	6.6	4
SV308	25 - 150	25 - 150	50 - 150 (90°), 50 - 150 (120°)	--		28	70	6	25	11.3	4
SV302	35 - 50	95 - 185	50 - 185 (90°)	35 - 150		32	80	6	25	16	4
Without threaded pin, bright finished											
SV303V	6 - 35	6 - 25, Cu 2.5 - 50 (v)	--	Cu 2.5 - 35		14	40	4	8	1.5	4
SV300V	--	Al 6 - 50 (v)	--	Al 6 - 35		16.5	40	4	9	1.7	4
SV307V	50 - 70	10 - 70	50 - 70	35 - 70, 35 - 70		22	57	5	15	4.7	4
SV301V	16 - 95	16 - 95	50 - 95, 50 - 150 (120°)	35 - 95 (r)		25	55	5	20	6.6	4
SV302V	35 - 50	35*185	50 - 185 (90°)	35 - 150		32	80	6	25	16	4
With shear head, bright finished											
SV303AK	6 - 35	6 - 25	--	--	*	14	40	4	8	1.5	1
SV303AKNL	6 - 35	6 - 25, Cu 2.5 - 50 (v)	--	Cu 2.5 - 35	*	14	40	4	8	1.5	1
SV304AKNL	--	Al 6 - 50 (v)	--	Al 6 - 35		16.5	40	4	9	1.7	4
SV307AKNL	10 - 70	10 - 70	50 - 70	35 - 70, 35 - 70		22	57	5	15	4.7	4
SV301AK	16 - 95	16 - 95	50 - 95, 50 - 150 (120°)	35 - 95 (r), 35 - 150		25	55	5	20	6.6	4
SV302AK	35 - 50	35 - 185	50 - 185 (90°)	35 - 185 (r)		32	80	6	25	16	4
With shear head, tin - plated											
SV304AKNLV	--	Cu 2.5 - 50 (v), Al 6 - 50 (v)	--	Cu 2.5 - 35, Al 6 - 35		16.5	40	4	9	1.7	4
SV301AKV	16 - 95	16 - 95	50 - 95	35 - 70, 35 - 95 (r)	**	25	55	5	20	6.6	4
SV302AKV	35 - 50	35 - 185	50 - 150 (120°), 50 - 185 (90°)	35 - 150		32	80	6	25	16	4

Screw connector with barrier



- ▶ For connecting various conductor types and materials, e.g. to DIN EN 60228 Cl. 1 and 2
- ▶ Ideal for connecting identical and different conductor cross-sections

Characteristics

- Special groove profile inside to destroy the oxidation layer when crimping
- Either with threaded pin or shear head, shear head partly fixed
- Version with 2 screws and barrier

Material

- Insulated body: high-tensile aluminium alloy
- Screws: copper alloy, tin-plated

Surface

- Either bright or tin-plated

Technical instructions

- Refer to the installation instructions in the technical appendix on page i-9

Additional information

- re = round single solid wire, rm = round multi-stranded, se = sector shaped single solid wire, sm = sector shaped multi-stranded, (r) = pre-rounded, (v) = compacted

Part No.	Nominal cross section mm ²				Hint	Dimension mm				Torque Nm	Weight/ pcs. ~kg	Packing unit/pcs
	re	rm	se	sm		D	I	L	AF			
With threaded pin, bright finished												
SV315	--	Cu 2.5 - 50 (v), Al 6 - 50 (v)	--	Cu 2.5 - 35, Al 6 - 35		16	17.5	40	4	9	1.7	4
SV309	16 - 95	16 - 95	50 - 95, 50 - 120 (120°)	35 - 70 (r)		25	22	55	5	20	6.6	4
SV320	25 - 150	25 - 150	50 - 150 (90°), 50 - 150 (120°)	35 - 150		28	31	70	6	25	11.3	4
SV310	35 - 50	35 - 185	50 - 185 (90°)	35 - 185 (r)		32	32	80	6	25	16	4
With threaded pin, tin-plated												
SV315V	--	Cu 2.5 - 50 (v), Al 6 - 50 (v)	--	Cu 2.5 - 35, Al 6 - 35		16	17.5	40	4	9	1.7	4
SV309V	16 - 95	16 - 95	50 - 95, 50 - 120 (120°)	35 - 95 (r)		25	22	55	5	20	6.6	4
SV320V	25 - 150	25 - 150	50 - 150 (90°), 50 - 150 (120°)	--		28	31	70	6	25	11.3	4
SV310V	35 - 50	35 - 185	50 - 185 (90°)	35 - 185 (r)		32	32.5	80	6	25	16	4
With shear head, bright finished												
SV311AKNL	6 - 35	6 - 25, Cu 2.5 - 50 (v)	--	Cu 2.5 - 35		14	17.5	40	4	8	1.5	4
SV312AKNL	--	Al 6 - 50 (v)	--	Al 6 - 35, 35 - 70		16	17.5	40	4	9	1.7	4
SV309AK	16 - 95	16 - 95	50 - 95, 50 - 150 (120°)	35 - 95 (r), 35 - 150		25	22	55	5	20	6.6	4
SV310AK	35 - 50	35 - 185	50 - 185 (90°)	35 - 185 (r)		32	32.5	80	6	25	16	4
With shear head, tin-plated												
SV312AKNLV	--	Cu 2.5 - 50 (v), Al 6 - 50 (v)	--	Cu 2.5 - 35, Al 6 - 35		16	17.5	40	4	9	1.7	4
SV319AKNLV	10 - 70	10 - 70	50 - 70	35 - 70		22	24	57	5	15	7.6	4
SV309AKV	16 - 95	16 - 95	50 - 95, 50 - 150 (120°)	35 - 95 (r), 35 - 150	*	25	22	55	5	20	6.6	4
SV310AKV	35 - 50	35 - 185	50 - 185 (90°)	35 - 185 (r)	*	32	32.5	80	6	25	16	4



Screw connector with 4 screws



- ▶ For connecting various conductor types and materials, e.g. to DIN EN 60228 Cl. 1 and 2
- ▶ Ideal for connecting identical and different conductor cross-sections
- ▶ Reliable processing due to cable insertion control (dissimilar materials must not come into contact)

Characteristics

- Special groove profile inside to destroy the oxidation layer when crimping
- Available with threaded pin or shear head
- Version with 4 screws

Material

- Insulated body: high-tensile aluminium alloy
- Screws: copper alloy, tin-plated

Surface

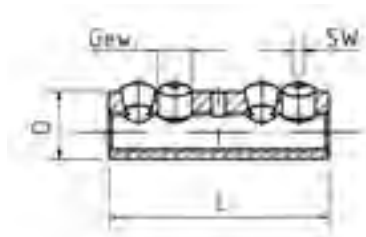
- Either bright or tin-plated

Technical instructions

- Refer to the installation instructions in the technical appendix on page i-9

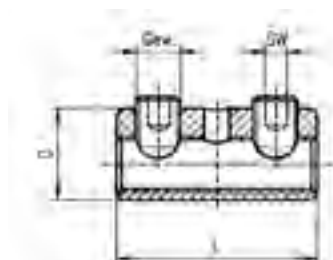
Additional information

- re = round single solid wire, rm = round multi-stranded, se = sector shaped single solid wire, sm = sector shaped multi-stranded



Part No.	Nominal cross section mm ²				Dimension mm			Torque Nm	Weight/pcs. ~kg	Packing unit/pcs
	re	rm	se	sm	D	L	AF			
With threaded pin, bright finished										
SV305	16 - 95	16 - 95	50 - 95	35 - 70, 35 - 70 (r)	25	92	5	20	12	4
SV306	35 - 50	35 - 185	50 - 150 (120°), 50 - 185 (90°)	35 - 185 (r)	32	108	6	25	25	4
With threaded pin, tin-plated										
SV305V	16 - 95	16 - 95	50 - 95	35 - 70, 35 - 70 (r)	25	92	5	20	12	4
SV306V	35 - 50	35 - 185	50 - 150 (120°), 50 - 185 (90°)	35 - 150, 35 - 185 (r)	32	108	6	25	25	4
With shear head, bright finished										
SV305AK	16 - 95	16 - 95	50 - 95	35 - 70, 35 - 70 (r)	25	92	5	20	12	4
SV306AK	35 - 50	35 - 185	50 - 150 (120°), 50 - 185 (90°)	35 - 150, 35 - 185 (r)	32	108	6	25	25	4
With shear head, tin-plated										
SV305AKV	16 - 95	16 - 95	50 - 95	35 - 70, 35 - 70 (r)	25	92	5	20	12	4
SV306AKV	35 - 50	35 - 185	50 - 150 (120°), 50 - 185 (90°)	35 - 150, 35 - 185 (r)	32	108	6	25	25	4

Insulated screw connector



- ▶ For connecting various conductor types and materials, e.g. to DIN EN 60228 Cl. 1 and 2
- ▶ Ideal for connecting identical and different conductor cross-sections
- ▶ Reliable processing due to cable insertion control (dissimilar materials must not come into contact)

Characteristics

- Special groove profile inside to destroy the oxidation layer when crimping
- Insulated body
- Version with 2 screws, without barrier
- Available with threaded pin or shear head

Material

- Insulated body: high-tensile aluminium alloy
- Screws: copper alloy, tin-plated

Surface

- Either bright or tin-plated

Technical instructions

- Refer to the installation instructions in the technical appendix on page i-9

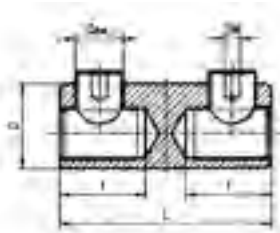
Additional information

- re = round single solid wire, rm = round multi-stranded, se = sector shaped single solid wire, sm = sector shaped multi-stranded

Part No.	Nominal cross section mm ²				Dimension mm			Torque Nm	Weight/pcs. ~kg	Packing unit/pcs
	re	rm	se	sm	D	L	AF			
With threaded pin, bright finished										
SV400	6 - 35	6 - 25	50 - 70 (120°)	35 - 70	14	60	4	8	1.7	4
SV410	16 - 50	16 - 95	50 - 95 (90°), 50 - 150 (120°)	35 - 95 (r), 35 - 150	28.2	58.2	5	20	6	4
SV420	35 - 50	35 - 185	50 - 185 (90°)	35 - 185 (r)	36	84	6	25	14.5	4
With threaded pin, tin-plated										
SV405V	10 - 70	10 - 70	50 - 70, 50 - 150 (120°)	35 - 70, 35 - 150	25	87	5	15	5	4
SV420V	35 - 50	35 - 185	50 - 185 (90°)	35 - 185 (r)	36	84	6	25	14.5	4
With shear head, bright finished										
SV410AK	16 - 50	16 - 95	50 - 70 (120°), 50 - 95 (90°)	35 - 70, 35 - 95 (r)	28.2	58.2	5	20	6	4
SV420AK	35 - 50	35 - 185	50 - 150 (120°), 50 - 185 (90°)	35 - 150, 35 - 185 (r)	36	84	6	25	14.5	4



Screw connector with barrier



► For connecting various conductor types and materials, e.g. to DIN EN 60228 Cl. 1 and 2

► Ideal for connecting identical and different conductor cross-sections

Characteristics

- Special groove profile inside to destroy the oxidation layer when crimping
- Either with threaded pin or shear head, shear head partly fixed
- Version with 2 screws and barrier

Material

- Insulated body: high-tensile aluminium alloy
- Screws: copper alloy, tin-plated

Surface

- Either bright or tin-plated

Technical instructions

- Refer to the installation instructions in the technical appendix on page i-9

Additional information

- re = round single solid wire, rm = round multi-stranded, se = sector shaped single solid wire, sm = sector shaped multi-stranded, (r) = pre-rounded, (v) = compacted

Part No.	Nominal cross section mm ²				Hint	Dimension mm				Torque Nm	Weight/ pcs. ~kg	Packing unit/pcs
	re	rm	se	sm		D	I	L	AF			
With threaded pin, bright												
SV430	16-50	16-95	50 - 70 (120°), 50 - 95 (90°)	35 - 70, 35 - 95 (r)		28.2	23.6	58.2	5	20	6.6	4
SV440	35-50	35-185	50 - 150 (120°), 50 - 185 (90°)	35 - 150, 35 - 185 (r)		36	34.5	84	6	25	16.0	4
With shear head												
SV430AK	16 - 50	16 - 95	50 - 70 (120°), 50 - 95 (90°)	35 - 70, 35 - 95 (r)		28.2	23.6	58.2	5	20	6.6	4
SV440AK	35 - 50	35 - 185	50 - 150 (120°), 50 - 185 (90°)	35 - 150, 35 - 185 (r)	**	36	34.5	84	6	25	16.0	4

Compact tap connectors with shear heads, three conductor cables



- ▶ Suitable for main and branch conductors made from Al and Cu
- ▶ No need to cut the main conductor
- ▶ For use e.g. with energy suppliers

Characteristics

- VDE: can be installed under voltage with corresponding fully insulated assembly tools
- With shear heads for the main conductor, fixed

Technical instructions

- A mounting instruction is included with every clamp

Additional information

- re = round single solid wire, rm = round multi-stranded, se = sector shaped single solid wire, sm = sector shaped multi-stranded
- Creepage and elongation processes are compensated for by spring washers
- Sequence of contacting can be freely determined

Part No.	Main conductor		Tap conductor		Dimension mm				Torque Nm	Weight/pcs. ~kg	Packing unit/pcs
	se	sm	se	sm	la	lb	Width	AF			
KSK1503	70 - 150	150	95 (r)	6 - 70 (r)	84	76	45	5	20	0.35	1

Compact tap connectors with shear heads, four conductor cables



- ▶ Suitable for main and branch conductors made from Al and Cu
- ▶ No need to cut the main conductor
- ▶ For use e.g. with energy suppliers

Characteristics

- VDE: can be installed under voltage with corresponding fully insulated assembly tools
- With shear heads for the main conductor, fixed

Technical instructions

- A mounting instruction is included with every clamp

Additional information

- re = round single solid wire, rm = round multi-stranded, se = sector shaped single solid wire, sm = sector shaped multi-stranded
- Creepage and elongation processes are compensated for by spring washers
- Sequence of contacting can be freely determined

Part No.	Main conductor		Tap conductor		Dimension mm				Torque Nm	Weight/pcs. ~kg	Packing unit/pcs
	se	sm	se	sm	la	lb	Width	AF			
KSK1504	70 - 150	150	95 (r)	6 - 70 (r)	107	90	46	5	20	0.63	1
KSK1854	70 - 150	150	95 (r)	6 - 70 (r)	107	90	46	5	20	0.58	1



Compact tap connectors, four conductor cables, for main conductor 25 - 50 mm²



- ▶ Suitable for main and branch conductors made from Al and Cu
- ▶ No need to cut the main conductor
- ▶ For use e.g. with energy suppliers



Characteristics

- VDE: can be installed under voltage with corresponding fully insulated assembly tools



Technical instructions

- A mounting instruction is included with every clamp



Additional information

- re = round single solid wire, rm = round multi-stranded, se = sector shaped single solid wire, sm = sector shaped multi-stranded
- Creepage and elongation processes are compensated for by spring washers
- Sequence of contacting can be freely determined



Part No.	Main conductor			Tap conductor			Dimension mm				Torque Nm	Weight/ pcs. ~kg	Packing unit/pcs
	se	sm	rm	se	sm	la	lb	Width	AF				
KSK504	Cu 25 - 50, Al 35 - 50	Cu 25 - 50	Cu 25 - 50	50	6-35	88	75	50	5	15	0.46	1	

Compact tap connectors, four conductor cables, for main conductor 70 - 185 mm²



- ▶ Suitable for main and branch conductors made from Al and Cu
- ▶ No need to cut the main conductor
- ▶ For use e.g. with energy suppliers



Characteristics

- VDE: can be installed under voltage with corresponding fully insulated assembly tools
- With threaded pins for the main conductor



Technical instructions

- A mounting instruction is included with every clamp



Additional information

- re = round single solid wire, rm = round multi-stranded, se = sector shaped single solid wire, sm = sector shaped multi-stranded
- Creepage and elongation processes are compensated for by spring washers
- Sequence of contacting can be freely determined



Part No.	Main conductor			Tap conductor			Dimension mm				Torque Nm	Weight/ pcs. ~kg	Packing unit/pcs
	se	sm	re	se	sm	rm	la	lb	Width	AF			
SKR1204	120	70 - 95		50 (r)	6 - 35 (r)		90	77	50	5	20	0.46	1
SKR150504	150	70 - 150	50	50	6 - 35		93	80	50	5	20	0.46	1
SKR1504	70 - 150	150		95 (r)	6 - 70 (r)		107	90	46	5	20	0.62	1
SKR1501504	95 - 150	150		150	16 - 120	16 - 120	118	118	93	5	20	1.34	1
SKR1854	185	95 - 150		95 (r)	6 - 70		107	96	46	5	20	0.58	1



Compact tap connectors, three conductor cables



- ▶ Suitable for main and branch conductors made from Al and Cu
- ▶ No need to cut the main conductor
- ▶ For use e.g. with energy suppliers



Characteristics

- VDE: can be installed under voltage with corresponding fully insulated assembly tools
- With threaded pins for the main conductor



Technical instructions

- A mounting instruction is included with every clamp

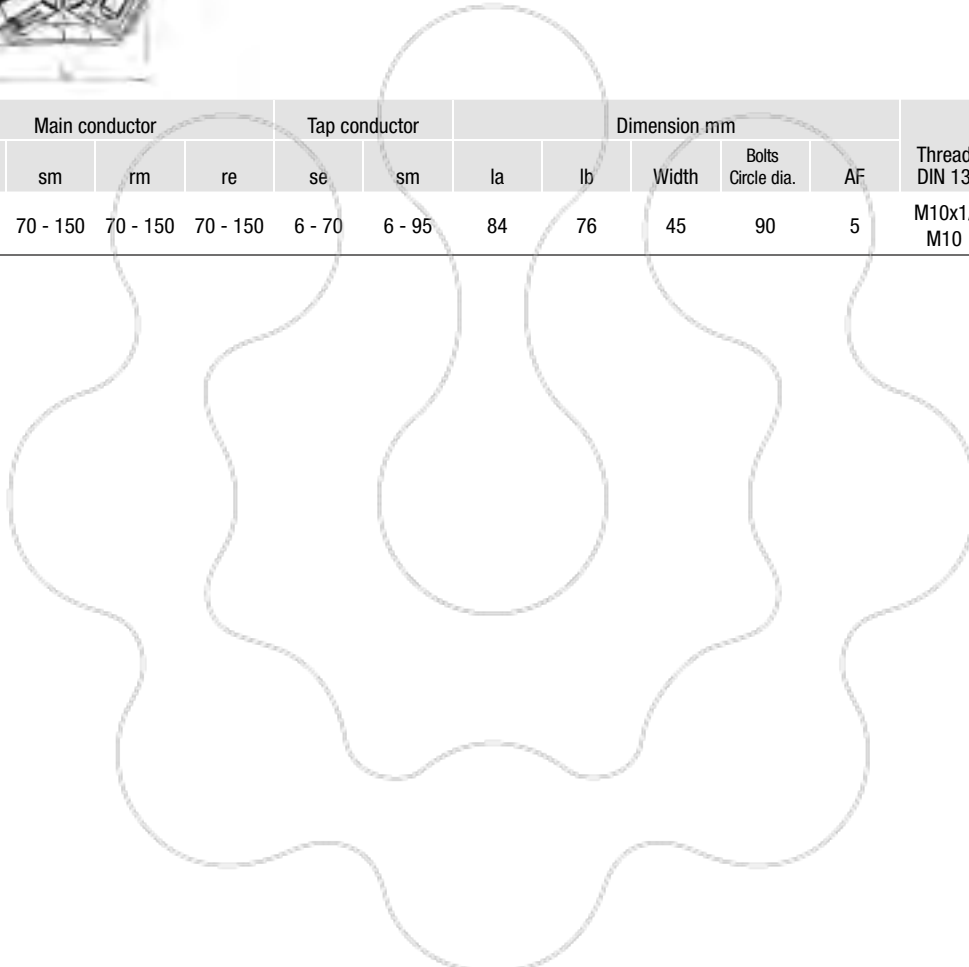


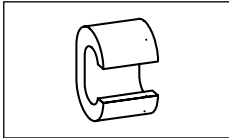
Additional information

- re = round single solid wire, rm = round multi-stranded, se = sector shaped single solid wire, sm = sector shaped multi-stranded



Part No.	Main conductor				Tap conductor		Dimension mm					Thread DIN 13	Weight/ pcs. ~kg	Packing unit/pcs
	se	sm	rm	re	se	sm	la	lb	Width	Bolts Circle dia.	AF			
SKR1503	70 - 150	70 - 150	70 - 150	70 - 150	6 - 70	6 - 95	84	76	45	90	5	M10x1/ M10	0.38	1

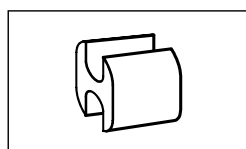




Tool application chart

C-Clamps


Tool type	Crimping range corresponds to nominal cross-section mm ²	Crimping Tool		Catalogue page			Crimp profile
		Part No.	Crimping head / adapter	Crimping Tool	Crimping die		
Mechanical, electrical, pneumatic crimping tools with interchangeable die / head	4-35	K354		246	331	331	○
	4-50	K18		248	339	339	○
		K22		250	345	345	○
Hand hydraulic crimping tools	4-50	HK6018		292	339	339	○
		HK60UNV	+UA18	473	339	339	○
		HK6022		294	345	345	○
		HK60UNV	+UA22	473	345	345	○
	10-70	HK12030		298	351	351	○
		HK12042		300	351	351	○
		HK120U		302	351	351	○
Battery powered crimping tools	4-35	EK354ML		262	331	331	○
		EK354		266	331	331	○
	4-50	EK5018		270	339	339	○
		EK60UNV	+UA18	476	339	339	○
		EKM60UNV	+UA18	475	339	339	○
		EK6022		274	345	345	○
		EKM6022		272	345	345	○
		EK60UNV	+UA22	476	345	345	○
		EKM60UNV	+UA22	475	345	345	○
	10-70	EK12032		280	351	351	○
		EK12042		282	351	351	○
		EK120U		284	351	351	○
		EK135FT	+UA15T	286	351	351	○
		EK120UNV	+UA12T	477	351	351	○
Hydraulic crimping systems	4-50	THK18		306	339	339	○
		THK22		308	345	345	○
	10-70	HK122EL380		322	351	351	○
	10-185	HK252		320	356	356	○
		HK252EL380		323	356	356	○
Hydraulic crimping heads	4-50	PK18		306	339	339	○
		PK60UNV	+UA18	474	339	339	○
		PK22		308	345	345	○
		PK60UNV	+UA22	474	345	345	○
	10-70	PK12042		312	351	351	○
		PK120U		314	351	351	○
	10-185	PK252		316	356	356	○



Tool application chart

H-Clamps

Tool type	Crimping range corresponds to nominal cross-section mm ²	Crimping Tool		Catalogue page		Crimp profile
		Part No.	Crimping head / adapter	Crimping Tool	Crimping die	
Mechanical, electrical, pneumatic crimping tools with interchangeable die / head	70	K22		250	345	○
Hand hydraulic crimping tools	70	HK6022		294	345	○
	70-120	HK12030		298	351	○
		HK12042		300	351	○
		HK120U		302	351	○
Battery powered crimping tools	70	EK6022		274	345	○
		EKM6022		272	345	○
		EK60UNV	+UA22	476	345	○
	70-120	EK12032		280	351	○
		EK12042		282	351	○
		EK120U		284	351	○
		EK135FT	+UA15T	286	351	○
		EK120UNV	+UA12T	477	351	○
Hydraulic crimping systems	70	THK22		308	345	○
	70-120	HK122EL380		322	351	○
		HK252		320	356	○
		HK252EL380		323	356	○
Hydraulic crimping heads	70	PK22		308	345	○
	70-120	PK12042		312	351	○
		PK120U		314	351	○
		PK252		316	356	○



PROTECTION - CABLE END-SLEEVES, INSULATED AND NON-INSULATED

Klauke joins together what belongs together. Cable end-sleeves prevent the conductors splicing before they are connected in clamps. All wires remain together. Easy-Entry insulation speeds up the insertion of wires into the sleeve. Fine-stranded conductors in particular benefit from a special trapezoidal crimp. No splicing, no time wasted. Your conductors are protected and can be cleanly processed



In brief

- ▶ Stops conductors splicing
- ▶ Improved contact
- ▶ No risk of short-circuit due to bent strands
- ▶ Produced from high-quality copper
- ▶ Surface treatment with tin or in special versions with silver



▶ **Simple diversity**

We have to admit: Cable end-sleeves are a simple product. Due to the differing crimp shapes in the range and the high-quality materials used in production, the sleeves are just incredibly good.


- Broad range: To DIN standards, for short circuit-resistant conductors, in various lengths, with and without insulating collars

- Marked to DIN colour code
- Twin cable end-sleeves for connecting in confined areas
- High-quality material for optimum conducting properties
- CSA-approved

▶ **Always the right crimp shape**

We give every cable end-sleeve its perfect crimp shape. No matter where the conductor is to be laid later, we have a solution for you.

- The correct crimp shape for every connecting terminal
- Crimp shapes matched to the DIN dimensions
- For compacted conductors
- Connect without risk of short-circuit



▶ **Easy-Entry insulation**

The special Easy-Entry insulation makes it easier to insert the conductor into the sleeves. In addition, the insulation is highly-resistant, to temperatures of up to 105 °C for example.

- Easy-Entry insulation for convenient insertion of the conductor
- Temperature-resistant to 105 °C
- No toxic vapours in case of fire
- Ageing-resistant plastic collars

The easy-entry insulation enables fast insertion of conductors with no splicing.



Cable end-sleeves to DIN, Cu



- ▶ For fine and superfine stranded conductors, e.g. to DIN EN 60228 Cl. 5 and 6
- ▶ Optimal cable entry due to widened sleeve



Characteristics

- To DIN 46228, part 1 and similar



Material

- Copper (EN13600)

Surface

- Tin-plated to protect against corrosion

Technical instructions

- Tool: see page 150

Additional information

- Silvered version also available, without Part Number appendix "V", exception: Part Number 705V in silvered version = Part No. 7050
- * = not standardised

Nominal cross section mm ²	Part No.	Hint	Dimension mm				Weight/1000 pcs. ~ kg	Packing unit/pcs
			d1	d2	l	s		
0.25	695V	*	0.75	1.7	5	0.15	0.02	1000
	697V	*	0.75	1.7	7	0.15	0.03	1000
0.34	705V	*	0.85	1.8	5	0.15	0.02	1000
	707V	*	0.85	1.8	7	0.15	0.03	1000
0.5	71S6V		1.00	2.1	6	0.15	0.03	1000
	71S8V	*	1.00	2.1	8	0.15	0.04	1000
	71S10V		1.00	2.1	10	0.15	0.05	1000
0.75	716V		1.20	2.3	6	0.15	0.04	1000
	718V	*	1.20	2.3	8	0.15	0.05	1000
	7110V		1.20	2.3	10	0.15	0.06	1000
	7112V	*	1.20	2.3	12	0.15	0.08	1000
	7115V	*	1.20	2.3	15	0.15	0.09	1000
1	72S6V		1.40	2.5	6	0.15	0.04	1000
	72S8V	*	1.40	2.5	8	0.15	0.06	1000
	72S10V		1.40	2.5	10	0.15	0.07	1000
	72S12V	*	1.40	2.5	12	0.15	0.08	1000
	72S15V	*	1.40	2.5	15	0.15	0.10	1000
1.5	726V	*	1.70	2.8	6	0.15	0.05	1000
	727V		1.70	2.8	7	0.15	0.06	1000
	728V	*	1.70	2.8	8	0.15	0.07	1000
	7210V		1.70	2.8	10	0.15	0.09	1000
	7212V		1.70	2.8	12	0.15	0.10	1000
	7215V	*	1.70	2.8	15	0.15	0.13	1000
	7218V		1.70	2.8	18	0.15	0.15	1000
2.5	7220V	*	1.70	2.8	20	0.15	0.17	1000
	737V		2.20	3.4	7	0.15	0.08	1000
	738V	*	2.20	3.4	8	0.15	0.09	1000
	7310V		2.20	3.4	10	0.15	0.11	1000
	7312V		2.20	3.4	12	0.15	0.13	1000
	7315V	*	2.20	3.4	15	0.15	0.17	1000
	7318V		2.20	3.4	18	0.15	0.20	1000
	7320V	*	2.20	3.4	20	0.15	0.22	1000


Cable end-sleeves nach DIN, Cu

Nominal cross section mm ²	Part No.	Hint	Dimension mm				Weight/ 1000 pcs. ~ kg	Packing unit/pcs
			d1	d2	l	s		
4	748V	*	2.80	4.0	8	0.20	0.14	1000
	749V		2.80	4.0	9	0.20	0.16	1000
	7410V	*	2.80	4.0	10	0.20	0.17	1000
	7412V		2.80	4.0	12	0.20	0.20	1000
	7415V		2.80	4.0	15	0.20	0.27	1000
	7418V		2.80	4.0	18	0.20	0.32	1000
	7420V	*	2.80	4.0	20	0.20	0.35	1000
6	7510V		3.50	4.7	10	0.20	0.23	100
	7512V		3.50	4.7	12	0.20	0.27	100
	7515V		3.50	4.7	15	0.20	0.34	100
	7518V		3.50	4.7	18	0.20	0.40	100
	7520V	*	3.50	4.7	20	0.20	0.45	100
	7525V	*	3.50	4.7	25	0.20	0.56	100
10	7610V	*	4.5	5.8	10	0.2	0.27	100
	7612V		4.5	5.8	12	0.2	0.33	100
	7615V		4.5	5.8	15	0.2	0.41	100
	7618V		4.5	5.8	18	0.2	0.49	100
	7620V	*	4.5	5.8	20	0.2	0.55	100
	7625V	*	4.5	5.8	25	0.2	0.68	100
	7712V		5.8	7.5	12	0.2	0.43	100
16	7715V		5.8	7.5	15	0.2	0.53	100
	7718V		5.8	7.5	18	0.2	0.60	100
	7720V	*	5.8	7.5	20	0.2	0.70	100
	7725V		5.8	7.5	25	0.2	0.87	100
	7732V		5.8	7.5	32	0.2	1.11	100
	7812V	*	7.3	9.5	12	0.2	0.80	50
25	7815V		7.3	9.5	15	0.2	0.99	50
	7818V		7.3	9.5	18	0.2	1.18	50
	7820V	*	7.3	9.5	20	0.2	1.31	50
	7825V		7.3	9.5	25	0.2	1.63	50
	7828V	*	7.3	9.5	28	0.2	1.82	50
	7832V		7.3	9.5	32	0.2	2.07	50
35	7912V	*	8.3	11.0	12	0.2	0.90	50
	7915V	*	8.3	11.0	15	0.2	1.12	50
	7918V		8.3	11.0	18	0.2	1.34	50
	7920V	*	8.3	11.0	20	0.2	1.48	50
	7922V	*	8.3	11.0	22	0.2	1.63	50
	7925V		8.3	11.0	25	0.2	1.80	50
	7930V	*	8.3	11.0	30	0.2	2.20	50
50	7932V		8.3	11.0	32	0.2	2.35	50
	8018V		10.5	13.0	18	0.3	1.69	50
	8022V	*	10.5	13.0	22	0.3	2.05	50
	8025V		10.5	13.0	25	0.3	2.32	50
	8030V	*	10.5	13.0	30	0.3	2.77	50
	8032V		10.5	13.0	32	0.3	2.95	50

See next page

Cable end-sleeves nach DIN, Cu

Nominal cross section mm ²	Part No.	Hint	Dimension mm				Weight/ 1000 pcs. ~ kg	Packing unit/pcs
			d1	d2	l	s		
70	8122V	*	12.7	15.0	22	0.4	3.31	25
	8125V	*	12.7	15.0	25	0.4	3.75	25
	8130V	*	12.7	15.0	30	0.4	4.48	25
	8132V	*	12.7	15.0	32	0.4	4.78	25
95	8225V	*	14.7	17.0	25	0.4	4.32	25
	8230V	*	14.7	17.0	30	0.4	5.17	25
	8232V	*	14.7	17.0	32	0.4	5.17	25
	8234V	*	14.7	17.0	34	0.4	5.84	25
120	8330V	*	16.7	19.0	30	0.5	7.35	25
	8332V	*	16.7	19.0	32	0.5	7.83	25
	8334V	*	16.7	19.0	34	0.5	8.31	25
	8338V	*	16.7	19.0	38	0.5	9.28	25
150	8340V	*	16.7	19.0	40	0.5	9.76	25
	8432V	*	18.7	21.0	32	0.5	8.75	25
	8434V	*	18.7	21.0	34	0.5	9.28	25
	8438V	*	18.7	21.0	38	0.5	10.36	25
185	8440V	*	18.7	21.0	40	0.5	10.89	25
	8532V	*	20.2	23.5	32	0.6	11.38	25
240	8540V	*	20.2	23.5	40	0.6	14.17	25
	8634V	*	23.0	24.0	34	0.5	11.25	25
	8640V	*	23.0	24.0	40	0.5	13.23	25

Cable end-sleeves to DIN, CuZn



► For fine and superfine stranded conductors, e.g. to DIN EN 60228 Cl. 5 and 6



Characteristics

- To DIN 46228, part 2



Material

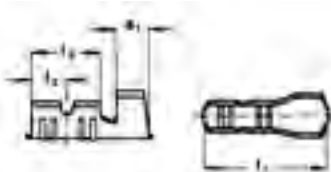
- Brass (CuZn)

Surface

- Tin-plated to protect against corrosion

Technical instructions

- Tool: see page 152



Nominal cross section mm ²	Nominal size to DIN	Part No.	Dimension mm					Weight/ 1000 pcs. ~ kg	Packing unit/ pcs
			a1	l1	l2	l3	s		
0.5-1	B 1 - 7	SH271	2.5	11	3.5	7	0.3	0.20	100
1.5	B 1.5 - 7	SH272	2.5	11	3.5	7	0.3	0.23	100
2.5	B 2.5 - 7	SH273	2.5	11	3.5	7	0.3	0.32	100



Insulated cable end-sleeves to DIN, with Easy-Entry



- ▶ For fine and superfine stranded conductors, e.g. to DIN EN 60228 Cl. 5 and 6
- ▶ Easy-Entry insulation for splice-free cable insertion



Characteristics

- Colour-coding and tube dimension to DIN 46228, part 4
- Halogen-free
- Heat resistant to 105° C



Material

- Copper (EN13600)
- Synthetic material: polypropylene



Surface

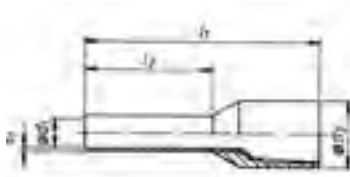
- Tin-plated to protect against corrosion

Technical instructions

- Tool: see page 150

Additional information

- * = not standardised
- *** = quantities in one bag



Nominal cross section mm ²	Part No.	Colour	Hint	Dimension mm					Weight/ 1000 pcs. ~ kg	Packing unit/ pcs
				d1	d3	l1	l2	s1		
0.5	4696	□		1.0	3.1	12	6	0.15	0.070	1000
	4698	□		1.0	3.1	14	8	0.15	0.070	1000
	GR4698	□	***	1.0	3.1	14	8	0.15	0.070	500
	46910	□		1.0	3.1	16	10	0.15	0.085	1000
0.75	4706	■		1.2	3.3	12	6	0.15	0.080	1000
	4708	■		1.2	3.3	14	8	0.15	0.080	1000
	GR4708	■	***	1.2	3.3	14	8	0.15	0.080	500
	47010	■		1.2	3.3	16	10	0.15	0.100	1000
1	47012	■		1.2	3.3	18	12	0.15	0.105	1000
	4716	■		1.4	3.5	12	6	0.15	0.090	1000
	4718	■		1.4	3.5	14	8	0.15	0.100	1000
	GR4718	■	***	1.4	3.5	14	8	0.15	0.100	500
1.5	47110	■		1.4	3.5	16	10	0.15	0.120	1000
	47112	■		1.4	3.5	18	12	0.15	0.125	1000
	4726	■		1.7	4.0	12	6	0.15	0.105	1000
	4728	■		1.7	4.0	14	8	0.15	0.110	1000
	GR4728	■	***	1.7	4.0	14	8	0.15	0.110	500
	47210	■		1.7	4.0	16	10	0.15	0.130	1000
2.5	47212	■		1.7	4.0	18	12	0.15	0.150	1000
	47218	■		1.7	4.0	24	18	0.15	0.190	1000
	4738	■		2.2	4.7	14	8	0.15	0.150	1000
	GR4738	■	***	2.2	4.7	14	8	0.15	0.150	500
4	47312	■		2.2	4.7	18	12	0.15	0.200	1000
	47318	■		2.2	4.7	24	18	0.15	0.250	1000
	47410	■		2.8	5.4	17	10	0.20	0.210	100
	47412	■		2.8	5.4	20	12	0.20	0.250	100
6	47418	■		2.8	5.4	26	18	0.20	0.320	100
	47512	■		3.5	6.9	20	12	0.20	0.350	100
	47518	■		3.5	6.9	26	18	0.20	0.460	100
10	47612	■		4.5	8.4	22	12	0.20	0.450	100
	47618	■		4.5	8.4	28	18	0.20	0.650	100

See next page

Insulated cable end-sleeves to DIN, with Easy-Entry

Nominal cross section mm ²	Part No.	Colour	Hint	Dimension mm					Weight/ 1000 pcs. ~ kg	Packing unit/ pcs
				d1	d3	l1	l2	s1		
16	47712	■		5.8	9.6	24	12	0.20	0.650	100
	47718	■		5.8	9.6	28	18	0.20	0.800	100
25	47816	■		7.3	12.0	30	16	0.20	1.600	50
	47818	■		7.3	12.0	30	18	0.20	1.700	50
	47822	■		7.3	12.0	36	22	0.20	2.000	50
35	47916	■		8.3	13.5	30	16	0.20	1.900	50
	47918	■		8.3	13.5	30	18	0.20	2.100	50
	47925	■		8.3	13.5	39	25	0.20	2.500	50
50	48020	■		10.3	16.0	36	20	0.30	3.300	50
	48025	■		10.3	16.0	40	25	0.30	3.600	50
70	48121	■	*	13.5	17.2	37	21	0.40	4.620	25
95	48225	■	*	14.5	19.2	44	25	0.40	6.000	25
120	48327	■	*	16.7	21.4	48	27	0.45	7.850	25
150	48432	■	*	19.5	25.0	58	32	0.50	12.330	25

Insulated cable end-sleeves to DIN with Easy-Entry, colour code 1



- ▶ For fine and superfine stranded conductors, e.g. to DIN EN 60228 Cl. 5 and 6
- ▶ Easy-Entry insulation for splice-free cable insertion

Characteristics

- To DIN 46228, part 4, (0.5 - 50 mm²)
- Halogen-free
- Heat resistant to 105° C

Material

- Copper (EN13600)
- Synthetic material: polypropylene

Surface

- Tin-plated to protect against corrosion

Technical instructions

- Tool: see page 150

Additional information

- * = not standardised
- ** = quantities in one bag

Nominal cross section mm ²	Part No.	Colour	Hint	Dimension mm					Weight/ 1000 pcs. ~ kg	Packing unit/ pcs
				d1	d3	l1	l2	s1		
0.14	166GR	■	*	0.7	2.1	10.0	6	0.15	0.035	1000
	166GRL	■	*	0.7	2.1	12.0	8	0.15	0.040	1000
0.25	167H	■	*	0.8	2.3	10.0	6	0.15	0.045	1000
	167HL	■	*	0.8	2.3	12.0	8	0.15	0.050	1000
0.34	168T	■	*	0.8	2.5	10.0	6	0.15	0.045	1000
	168TL	■	*	0.8	2.5	12.0	8	0.15	0.050	1000
0.5	1690K	■		1.0	3.1	12.0	6	0.15	0.070	1000
	1690	■		1.0	3.1	14.0	8	0.15	0.070	1000
	GR1690	■	**	1.0	3.1	14.0	8	0.15	0.070	500
	1690H	■		1.0	3.1	16.0	10	0.15	0.085	1000

See next page



Insulated cable end-sleeves to DIN with Easy-Entry, colour code 1

Nominal cross section mm ²	Part No.	Colour	Hint	Dimension mm					Weight/1000 pcs. ~ kg	Packing unit/ pcs
				d1	d3	l1	l2	s1		
0.75	170WK			1.2	3.3	12.0	6	0.15	0.080	1000
	170W			1.2	3.3	14.0	8	0.15	0.080	1000
	GR170W		**	1.2	3.3	14.0	8	0.15	0.080	500
	170WH			1.2	3.3	16.0	10	0.15	0.100	1000
	170WL			1.2	3.3	18.0	12	0.15	0.105	1000
1	171GK			1.4	3.5	12.0	6	0.15	0.090	1000
	171G			1.4	3.5	14.0	8	0.15	0.100	1000
	GR171G		**	1.4	3.5	14.0	8	0.15	0.100	500
	171GH			1.4	3.5	16.0	10	0.15	0.120	1000
	171GL			1.4	3.5	18.0	12	0.15	0.125	1000
1.5	172RK			1.7	4.0	12.0	6	0.15	0.105	1000
	172RO			1.7	4.0	14.0	8	0.15	0.110	1000
	GR172RO		**	1.7	4.0	14.0	8	0.15	0.110	500
	172RH			1.7	4.0	16.0	10	0.15	0.130	1000
	172RM			1.7	4.0	18.0	12	0.15	0.140	1000
2.5	172RL			1.7	4.0	24.0	18	0.15	0.190	1000
	173B			2.2	4.7	14.0	8	0.15	0.150	1000
	GR173B		**	2.2	4.7	14.0	8	0.15	0.150	500
	173BH			2.2	4.7	18.0	12	0.15	0.200	1000
	173BL			2.2	4.7	24.0	18	0.15	0.250	1000
4	174GR			2.8	5.4	17.0	10	0.20	0.210	100
	174GRH			2.8	5.4	20.0	12	0.20	0.250	100
	174GRL			2.8	5.4	26.0	18	0.20	0.320	100
6	175S			3.5	6.9	20.0	12	0.20	0.350	100
	175SL			3.5	6.9	26.0	18	0.20	0.460	100
10	176E			4.5	8.4	22.0	12	0.20	0.450	100
	176EL			4.5	8.4	28.0	18	0.20	0.650	100
16	177GR			5.8	9.6	24.0	12	0.20	0.650	100
	177GRL			5.8	9.6	28.0	18	0.20	0.800	100
25	178BR			7.3	12.0	30.0	16	0.20	1.600	50
	178BRL			7.3	12.0	36.0	22	0.20	2.000	50
35	179B			8.3	13.5	30.0	16	0.20	1.900	50
	179BL			8.3	13.5	39.0	25	0.20	2.500	50
50	1800			10.3	16.0	36.0	20	0.30	3.300	50
	1800L			10.3	16.0	40.0	25	0.30	4.000	50



Insulated cable end-sleeves to DIN with Easy-Entry, colour code 2



- ▶ For fine and superfine stranded conductors, e.g. to DIN EN 60228 Cl. 5 and 6
- ▶ Easy-Entry insulation for splice-free cable insertion

Characteristics

- To DIN 46228, part 4, (0.5 - 25 mm²)
- Halogen-free
- Heat resistant to 105° C

Material

- Copper (EN13600)
- Synthetic material: polypropylene

Surface

- Tin-plated to protect against corrosion

Technical instructions

- Tool: see page 150

Additional information

- * = not standardised
- ** = quantities in one bag

Nominal cross section mm ²	Part No.	Colour	Hint	Dimension mm					Weight/ 1000 pcs. ~ kg	Packing unit/ pcs
				d1	d3	l1	l2	s1		
0.14	1666	■	*	0.7	2.1	10.0	6	0.15	0.035	1000
	1668	■	*	0.7	2.1	12.0	8	0.15	0.040	1000
0.25	1676	■	*	0.8	2.3	10.0	6	0.15	0.045	1000
	1678	■	*	0.8	2.3	12.0	8	0.15	0.050	1000
0.34	1686	■	*	0.8	2.5	10.0	6	0.15	0.045	1000
	1688	■	*	0.8	2.5	12.0	8	0.15	0.050	1000
0.5	1696	■		1.0	3.1	12.0	6	0.15	0.070	1000
	1698	■		1.0	3.1	14.0	8	0.15	0.080	1000
	GR1698	■	**	1.0	3.1	14.0	8	0.15	0.080	500
0.75	1706	■		1.2	3.3	12.0	6	0.15	0.080	1000
	1708	■		1.2	3.3	14.0	8	0.15	0.095	1000
	GR1708	■	**	1.2	3.3	14.0	8	0.15	0.095	500
1	1716	■		1.4	3.5	12.0	6	0.15	0.085	1000
	1718	■		1.4	3.5	14.0	8	0.15	0.100	1000
	GR1718	■	**	1.4	3.5	14.0	8	0.15	0.100	500
	1726	■		1.7	4.0	12.0	6	0.15	0.100	1000
1.5	1728	■		1.7	4.0	14.0	8	0.15	0.120	1000
	GR1728	■	**	1.7	4.0	14.0	8	0.15	0.120	500
	17210	■		1.7	4.0	16.0	10	0.15	0.130	1000
	17212	■		1.7	4.0	18.0	12	0.15	0.140	1000
	17218	■		1.7	4.0	24.0	18	0.15	0.220	1000
2.5	1738	■		2.2	4.7	14.0	8	0.15	0.140	1000
	GR1738	■	**	2.2	4.7	14.0	8	0.15	0.140	500
	17312	■		2.2	4.7	18.0	12	0.15	0.200	1000
	17318	■		2.2	4.7	24.0	18	0.15	0.280	1000
4	17410	■		2.8	5.4	17.0	10	0.20	0.260	100
	17412	■		2.8	5.4	20.0	12	0.20	0.300	100
	17418	■		2.8	5.4	26.0	18	0.20	0.390	100
6	17512	■		3.5	6.9	20.0	12	0.20	0.410	100
	17518	■		3.5	6.9	26.0	18	0.20	0.530	100


See next page




Insulated cable end-sleeves to DIN with Easy-Entry, colour code 2

Nominal cross section mm ²	Part No.	Colour	Hint	Dimension mm					Weight/ 1000 pcs. ~ kg	Packing unit/ pcs
				d1	d3	l1	l2	s1		
10	17612	■		4.5	8.4	22.0	12	0.20	0.550	100
	17618	■		4.5	8.4	28.0	18	0.20	0.710	100
16	17712	□		5.8	9.6	24.0	12	0.20	0.660	100
	17718	□		5.8	9.6	28.0	18	0.20	0.850	100
25	17816	■		7.3	12.0	30.0	16	0.20	1.500	50
	17818	■		7.3	12.0	30.0	18	0.20	1.550	50
	17822	■		7.3	12.0	36.0	22	0.20	2.000	50

Insulated cable end-sleeves with lug





- ▶ For fine and superfine stranded conductors, e.g. to DIN EN 60228 Cl. 5 and 6
- ▶ With identification system for max. 6 identification rings

Characteristics

- Dimensions to DIN 46228, part 4
- Insulated, halogen-free
- Heat resistant to 105° C

Material

- Copper (EN13600)
- Synthetic material: polypropylene

Surface

- Tin-plated to protect against corrosion

Technical instructions

- Tool: see page 150

Nominal cross section mm ²	Part No.	Colour	Dimension mm					Weight/ 1000 pcs. ~ kg	Packing unit/ pcs
			d1	d3	l1	l2	s1		
0.5	3698	□	1.0	3.1	13.0	8	0.15	0.16	1000
0.75	3708	■	1.2	3.2	13.5	8	0.15	0.16	1000
1	3718	■	1.4	3.4	13.5	8	0.15	0.18	1000
1.5	3728	■	1.7	3.9	13.5	8	0.15	0.20	1000
2.5	3738	■	2.2	4.7	14.5	8	0.15	0.22	1000

Designation ring and insert fork



► For identifying the insulated cable end-sleeves with lugs

Characteristics

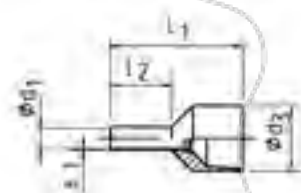
- Differing numbers / letters in the designation rings
- Packaging unit in booklet format, 200 of each symbol
- Insert fork A300 for inserting in the designation ring on the insulated cable end-sleeves with tabs

Additional information

- * = without letters "I" and "O"

Part No.	Colour	Hint	Packing unit/pcs
Designation rings			
380/-	■		1 Heft
380/+	■		1 Heft
380/0 bis 9	■		1 Heft
380/A bis Z	■	*	1 Heft
Insert fork			
A300			1

Insulated cable end-sleeves for short circuit resistant conductors



► For fine and superfine stranded conductors, e.g. to DIN EN 60228 Cl. 5 and 6
► For short circuit resistant conductors (e.g. NSGAFÖU)

Characteristics

- Insulated, halogen-free
- Heat resistant to 105° C
- Easy-Entry insulation for simple cable insertion
- Colour-coded cross-section assignment

Material

- Copper (EN13600)
- Synthetic material: polypropylene

Surface

- Tin-plated to protect against corrosion


Technical instructions

- Tool: see page 150

Nominal cross section mm ²	Part No.	Colour	Dimension mm					Weight/ 1000 pcs. ~ kg	Packing unit/pcs
			d1	d3	l1	l2	s1		
1.5	4328	■	1.7	8.1	17.5	8	0.15	0.22	100
	43210	■	1.7	8.1	19.5	10	0.15	0.27	100
2.5	4338	■	2.2	8.6	17.5	8	0.15	0.24	100
	43312	■	2.2	8.6	21.5	12	0.15	0.36	100
4	43410	■	2.9	10.5	19.5	10	0.20	0.36	100
6	43512	■	3.5	11.0	23.0	12	0.20	0.49	100
10	43612	■	4.5	12.5	24.0	12	0.20	0.65	100
16	43712	■	5.8	14.5	25.5	12	0.20	0.93	100



Insulated twin cable end-sleeves



- ▶ For fine and superfine stranded conductors, e.g. to DIN EN 60228 Cl. 5 and 6
- ▶ For looping of clamps
- ▶ Colour-coding following DIN 46228 part 4 (0.5 - 16 mm²)



Characteristics

- Insulated, halogen-free
- Heat resistant to 105° C



Material

- Copper (EN13600)
- Synthetic material: polypropylene

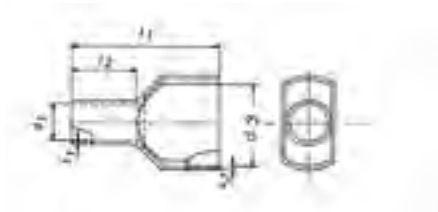


Surface

- Tin-plated to protect against corrosion

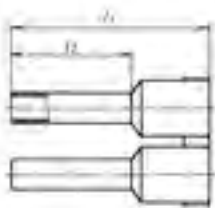

Technical instructions

- Tool: see page 153



Nominal cross section mm ²	Part No.	Colour	Dimension mm						Weight/ 1000 pcs. ~ kg	Packing unit/ pcs
			d1	d3	l1	l2	s1	s2		
2 x 0.25	8678		1.20	2.3/3.9	15.0	8	0.15	0.25	0.110	1000
2 x 0.34	8688		1.20	2.3/3.9	15.0	8	0.15	0.25	0.110	1000
2 x 0.5	8698		1.40	3.0/5.2	15.0	8	0.15	0.25	0.110	1000
2 x 0.75	8708		1.70	3.3/5.5	15.0	8	0.15	0.25	0.130	1000
	87010		1.70	3.3/5.5	17.0	10	0.15	0.25	0.150	1000
2 x 1	8718		2.00	4.0/6.0	15.0	8	0.15	0.30	0.170	1000
	87110		2.00	4.0/6.0	17.0	10	0.15	0.30	0.170	1000
2 x 1.5	8728		2.20	4.2/7.2	16.0	8	0.15	0.30	0.183	1000
	87212		2.20	4.2/7.2	20.0	12	0.15	0.30	0.237	1000
2 x 2.5	87310		2.80	4.8/8.4	18.5	10	0.20	0.30	0.312	100
	87313		2.80	4.8/8.4	21.5	13	0.20	0.30	0.340	100
2 x 4	87412		3.70	5.7/9.6	23.0	12	0.20	0.40	0.467	100
2 x 6	87514		4.80	7.7/10.8	26.0	14	0.20	0.40	0.730	100
2 x 10	87614		6.40	8.0/13.8	26.0	14	0.20	0.40	0.884	100
2 x 16	87714		8.20	10.4/19.2	30.0	14	0.20	0.40	1.273	100

Insulated cable end-sleeves, strip form



- ▶ For fine and superfine stranded conductors, e.g. to DIN EN 60228 Cl. 5 and 6
- ▶ Crimped cable end-sleeves for simple mounting to cable clamps



Characteristics

- Colour-coding and tube dimension to DIN 46228, part 4
- Insulated, halogen-free
- Heat resistant to 105° C



Material

- Copper (EN13600)
- Synthetic material: polypropylene

Surface

- Tin-plated to protect against corrosion

Nominal cross section mm ²	Part No.	Colour	Dimension mm		Weight/ 1000 pcs. ~ kg	Packing unit/pcs
			l1	l2		
0.5	ST9698		14	8	0.100	500
0.75	ST9708		14	8	0.100	500
1	ST9718		14	8	0.100	500
1.5	ST9728		14	8	0.100	500
2.5	ST9738		14	8	0.100	500

Insulated cable end-sleeves, small coil



- ▶ For fine and superfine stranded conductors, e.g. to DIN EN 60228 Cl. 5 and 6
- ▶ Easy-Entry insulation for optimal cable insertion
- ▶ Automatic processing due to coil shape



Characteristics

- Colour-coding and tube dimension to DIN 46228, part 4
- Insulated, halogen-free
- Heat resistant to 105° C



Material

- Copper (EN13600)
- Synthetic material: polypropylene

Surface

- Tin-plated to protect against corrosion

Nominal cross section mm ²	Part No.	Colour	Dimension mm		Weight/ 1000 pcs. ~ kg	Packing unit/pcs
			l1	l2		
0.5	BAK9698		14	8	0.136	1100
0.75	BAK9708		14	8	0.154	1100
1	BAK9718		14	8	0.187	800
1.5	BAK9728		14	8	0.200	800
2.5	BAK9738		14	8	0.300	500



Insulated cable end-sleeves, large coil



- ▶ For fine and superfine stranded conductors, e.g. to DIN EN 60228 Cl. 5 and 6
- ▶ Easy-Entry insulation for splice-free cable insertion
- ▶ Automatic processing due to coil shape



Characteristics

- Colour-coding and tube dimension to DIN 46228, part 4
- Insulated, halogen-free
- Heat resistant to 105° C



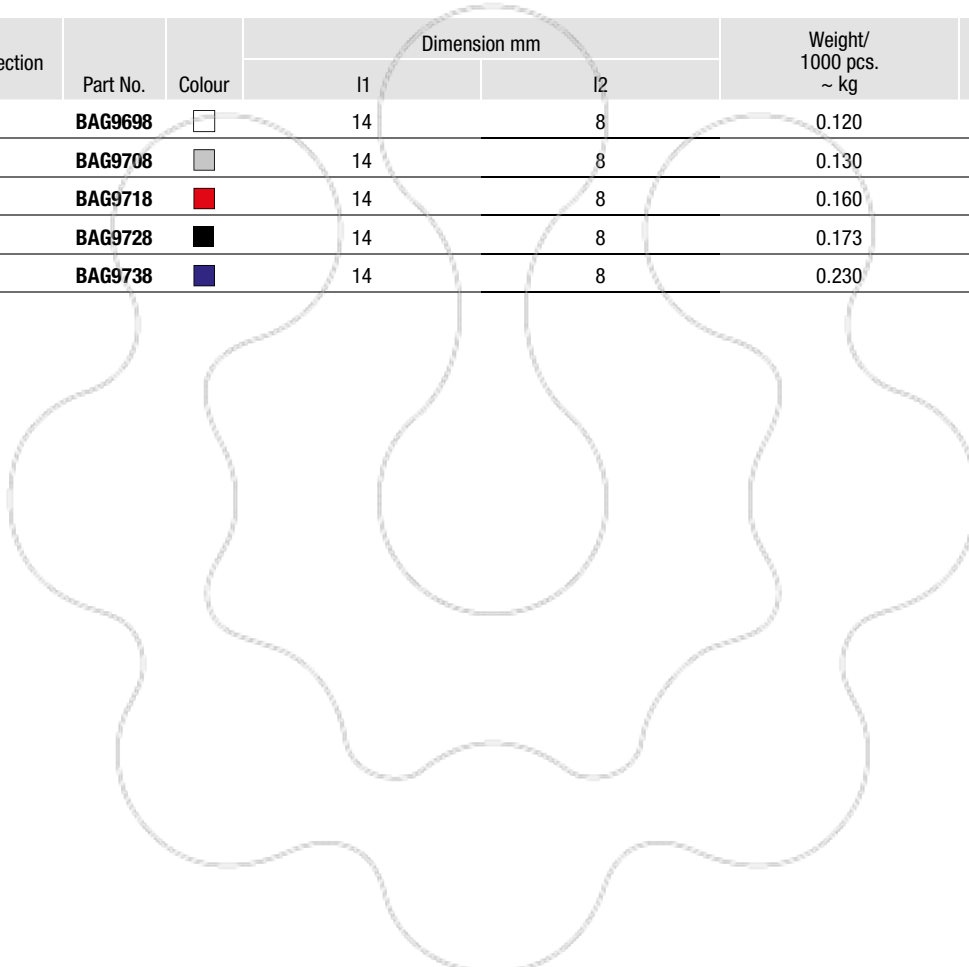
Material

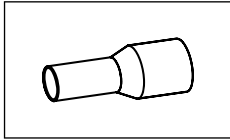
- Copper (EN13600)
- Synthetic material: polypropylene

Surface

- Tin-plated to protect against corrosion

Nominal cross section mm ²	Part No.	Colour	Dimension mm		Weight/ 1000 pcs. ~ kg	Packing unit/pcs
			l1	l2		
0.5	BAG9698		14	8	0.120	10000
0.75	BAG9708		14	8	0.130	10000
1	BAG9718		14	8	0.160	7500
1.5	BAG9728		14	8	0.173	7500
2.5	BAG9738		14	8	0.230	5000



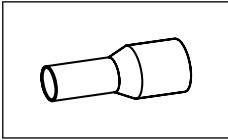


Tool application chart

Cable end-sleeves to DIN 46228, part 1 and DIN 46228, part 4 Insulated cable end-sleeves for short circuit resistant conductors

Part 1 of 2

Tool type	Crimping range corresponds to nominal cross-section mm ²	Crimping Tool		Catalogue page		Crimp profile
		Part No.	Crimping head / adapter	Crimping Tool	Crimping die	
Mechanical crimping tools	0.08-10	K303		217		
		K304K		217		
		K306K		217		
	0.14-2.5	K1		212		
		K48		212		
	0.14-6	K32		213		
		K37		214		
	0.14-10	K3014K		218		
		K38ERGO		216		
	0.25-6	K4		210		
	0.5-6	K36		213		
		K382		215		
	0.5-16	K3		211		
	1.5-6	K46		210		
	6-16	K34		214		
	10-25	K39		215		
	10-35	K35		211		
	10-50	K271		218		
		K28		219		
	50-95	K272		219		
K29			220			
Mechanical, electrical, pneumatic crimping tools with interchangeable die / head	0.14-10	K507		243		
		KP1	+KP303	240		
		KP1L	+KP303	240		
	0.14-50	K50		244	326	
		EK50ML		254	326	
	1.5-6	KP1	+KP351	240		
		KP1L	+KP351	240		
	2.5-16	KP1	+KP304	240		
		KP1L	+KP304	240		
	10-16	KP1	+KP352	240		
		KP1L	+KP352	240		
	10-50	K354		246	332	
	10-95	K18		248	340	
	10-240	K22		250	346	

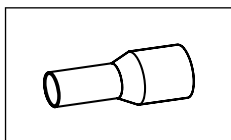


Tool application chart

Cable end-sleeves to DIN 46228, part 1 and DIN 46228, part 4
Insulated cable end-sleeves for short circuit resistant conductors

Part 2 of 2


Tool type	Crimping range corresponds to nominal cross-section mm ²	Crimping Tool		Catalogue page		Crimp profile		
		Part No.	Crimping head / adapter	Crimping Tool	Crimping die			
Hand hydraulic crimping tools	10-95	HK6018		292	340			
		HK60UNV	+UA18	473	340			
	10-240	HK6022		294	346			
		HK60UNV	+UA22	473	351			
	25-240	HK12030		298	351			
		HK12042		300	351			
		HK120U		302				
	Battery powered crimping tools	0.14-10	EKP1ML	+KP303	260			
		0.14-50	EK1550ML		258			
1.5-6		EKP1ML	+KP351	260				
2.5-16		EKP1ML	+KP304	260				
10-16		EKP1ML	+KP352	260				
10-50		EK354ML		262	332			
		EK354		266	332			
		EK505		268	326			
10-95		EK5018		270	340			
		EK60UNV	+UA18	476	340			
		EKM60UNV	+UA18	475	340			
10-240		EK6022		274	346			
		EKM6022		272	346			
		EK60UNV	+UA22	476	346			
		EKM60UNV	+UA22	475	346			
25-240		EK12032		280	351			
		EK12042		282	351			
		EK120U		284	351			
		EK135FT	+UA15T	286	351			
		EK120UNV	+UA12T	284	351			
Hydraulic crimping systems		10-95	THK18		306	340		
		10-150	THK22		308	346		
		25-240	HK252		320	357		
Hydraulic crimping heads	10-95	PK18		306	340			
		PK60UNV	+UA18	474	340			
	10-240	PK22		308	346			
		PK60UNV	+UA22	474	346			
	25-240	PK12042		312	351			
		PK120U		314	351			
		PK252		316	357			

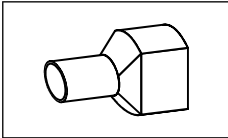


Tool application chart

Cable end-sleeves acc. to DIN 46228, part 2

Tool type	Crimping range corresponds to nominal cross-section mm ²	Crimping Tool		Catalogue page		Crimp profile
		Part No.	Crimping head / adapter	Crimping Tool	Crimping die	
Mechanical, electrical, pneumatic crimping tools with interchangeable die / head	0.5x2.5	KP1	+KP66	240		
		KP1L	+KP66	240		
		KPM15	+KP66			
Battery powered crimping tools	0.5x2.5	EKP1ML	+KP66	260		





Tool application chart

Insulated twin cable end-sleeves

Tool type	Crimping range corresponds to nominal cross-section mm ²	Crimping Tool		Catalogue page		Crimp profile
		Part No.	Crimping head / adapter	Crimping Tool	Crimping die	
Mechanical crimping tools	2x0.5 - 2x2.5	K32		213		
		K382		215		
		K38ERGO		216		
	2x0.5 - 2x4	K303		217		
		K36		213		
	2x0.5 - 2x6	K306K		217		
		K304K		217		
		K3014K		218		
	2x4 - 2x6	K34		214		
	2x4 - 2x16	K271		218		
		K28		219		
	Mechanical, electrical, pneumatic crimping tools with interchangeable die / head	2x0.5 - 2x4	KP1	+KP303	240	
KP1L			+KP303	240		
2x4 - 2x6		KP1		240		
2x4 - 2x16		K354		246	332	
		K18		248	340	
		K22		250	346	
Hand hydraulic crimping tools	2x4 - 2x16	HK6018		292	340	
		HK60UNV	+UA18	473	340	
		HK6022		294	346	
		HK60UNV	+UA22	473	346	
Battery powered crimping tools	2x0.5 - 2x4	EKP1ML	+KP303	260		
	2x4 - 2x6	EKP1ML	+KP304	260		
	2x4 - 2x16	EK354ML		262	346	
		EK354		266	346	
		EK505		268	336	
		EK5018		270	340	
		EK60UNV	+UA18	476	340	
		EKM60UNV	+UA18	475	340	
		EK6022		274	346	
		EKM6022		272	346	
		EK60UNV	+UA22	476	346	
EKM60UNV	+UA22	475	346			
Hydraulic crimping systems	2x4-2x16	THK18		306	340	
		THK22		308	346	
Hydraulic crimping heads	2x4-2x16	PK18		306	340	
		PK60UNV	+UA18	474	340	
		PK22		308	346	
		PK60UNV	+UA22	474	346	

PRECISION - CABLE CONNECTIONS, INSULATED AND NON-INSULATED

Electrical power is the product of voltage and current strength. An optimum connection guarantees to transfer this power without thermal losses. This requires materials, design and tool to be correctly processed and matched to one another. If you want optimum power at all times, you can rely on Klauke's best work.



In brief

- ▶ High requirements in detail
- ▶ Solutions available for small cross-sections
- ▶ Broad range of versions
- ▶ Optimum connection without thermal loss
- ▶ Grooved profile for improved conductor hold



► Easy insulation

All insulation is produced in the Easy-Entry version, for simple cable insertion without splicing. For small ranges with big effect.

- Cable connections with nominal cross-sections from 0.1 mm² to 6 mm²
- Resistant to temperatures of up to 105 °C

- Flame retardant polyamide insulation: No toxic vapours in case of fire
- Halogen-free
- Insensitive to corrosion due to tinning under the insulation
- Simple processing thanks to Easy-Entry
- Grooved profile on the inside for improved hold

► More hold with grooved profile

The detail is key. Not only are there numerous models of Klauke tabs and receptacles, they are also equipped with special features. No matter whether as a standardised connector or with grooved profile for improved hold - Klauke will always provide the right feature for your requirements.

- Broad range of models
- All-purpose
- Also as standardised connectors with various tab widths
- Available with strain relief
- Fully-insulated receptacles
- Grooved profile and additional copper ring in the insulation area for higher stresses



► Quality in detail

In a machine, everything has to pull together. For the machine to run, every component has to function. Even when it comes to small parts, better to go for high quality products with a high capacity, for our receptacles with snap-in point for example. The snap-in point guarantees a reliable connection even after repeated insertions.

- High conductivity and reliable insulation thanks to high-quality materials
- Improved spring properties by the use of bronze



Insulated solderless terminals



- ▶ For fine and superfine stranded conductors, e.g. to DIN EN 60228 Cl. 5 and 6
- ▶ To DIN 46237
- ▶ High-quality brazing process in the crimp area

Characteristics

- Insulated, halogen-free
- Heat resistant to 105° C
- Easy-Entry insulation for simple cable insertion
- Cross-section-dependent colour-coding

Material

- Copper (ETP)
- Insulation sleeve: PA

Surface

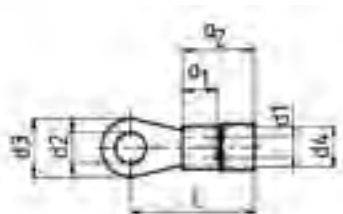
- Tin-plated to protect against corrosion

Technical instructions

- Tool: see page 175

Additional information

- * = not standardised
- 0.1 - 0.4 mm² not CSA-tested



Nominal cross section mm ²	Nominal size to DIN	Part No.	Colour	Hint	Dimension mm								Weight/ pcs. ~kg	Packing unit/pcs		
					a1	a2	d1	d2	d3	d4	l	s				
0.1 - 0.4	--	6192	□	*	--	--	1.0	2.3	5.0	2.2	14.0	0.5	0.020	100		
	--	61925	□	*	--	--	1.0	2.6	5.0	2.2	14.0	0.5	0.020	100		
	--	6193	□	*	--	--	1.0	3.3	5.0	2.2	14.0	0.5	0.020	100		
	--	61935	□	*	--	--	1.0	3.8	6.5	2.2	16.0	0.5	0.025	100		
	--	6194	□	*	--	--	1.0	4.4	7.0	2.2	16.0	0.5	0.025	100		
	--	6195	□	*	--	--	1.0	5.4	8.0	2.2	15.0	0.5	0.025	100		
0.5 - 1	2.5 - 1	62025	■				5	10.5	1.6	2.8	6.0	4.5	16.5	0.8	0.060	100
	3.0 - 1	6203	■				5	10.5	1.6	3.2	6.0	4.5	16.5	0.8	0.060	100
	3.5 - 1	62035	■				5	10.5	1.6	3.7	6.0	4.5	16.5	0.8	0.550	100
	4.0 - 1	6204	■				5	10.5	1.6	4.3	8.0	4.5	17.5	0.8	0.070	100
	5.0 - 1	6205	■				5	10.5	1.6	5.3	10.0	4.5	18.5	0.8	0.090	100
	--	6206	■	*				5	10.5	1.6	6.5	11.0	4.5	20.5	0.8	0.080
1.5 - 2.5	--	6208	■	*			5	10.5	1.6	8.4	14.0	4.5	22.5	0.8	0.130	100
	--	62010	■	*			5	10.5	1.6	10.5	18.0	4.5	24.5	0.8	0.130	100
	3.0 - 2.5	6303	■				5	11.5	2.3	3.2	6.0	5.1	17.5	0.8	0.065	100
	3.5 - 2.5	63035	■				5	11.5	2.3	3.7	6.0	5.1	17.5	0.8	0.065	100
	4.0 - 2.5	6304	■				5	11.5	2.3	4.3	8.0	5.1	18.5	0.8	0.080	100
	5.0 - 2.5	6305	■				5	11.5	2.3	5.3	10.0	5.1	20.5	0.8	0.090	100
4 - 6	6.0 - 2.5	6306	■				5	11.5	2.3	6.5	11.0	5.1	22.5	0.8	0.110	100
	8.0 - 2.5	6308	■				5	11.5	2.3	8.4	14.0	5.1	23.5	0.8	0.130	100
	--	63010	■	*			5	11.5	2.3	10.5	18.0	5.1	25.5	0.8	0.160	100
	4.0 - 6	6504	■				6	12.5	3.6	4.3	8.0	6.5	20.5	1.0	0.140	100
	5.0 - 6	6505	■				6	12.5	3.6	5.3	10.0	6.5	21.5	1.0	0.160	100
	6.0 - 6	6506	■				6	12.5	3.6	6.5	11.0	6.5	22.5	1.0	0.170	100
4 - 6	8.0 - 6	6508	■				6	12.5	3.6	8.4	14.0	6.5	25.5	1.0	0.220	100
	10.0 - 6	65010	■				6	12.5	3.6	10.5	18.0	6.5	27.5	1.0	0.290	100

Insulated solderless terminals, fork type



- ▶ For fine and superfine stranded conductors, e.g. to DIN EN 60228 Cl. 5 and 6
- ▶ Dimensions in the crimp area to DIN 46237
- ▶ High-quality brazing process in the crimp area
- ▶ Simple fork-type mounting

Characteristics

- Insulated, halogen-free
- Heat resistant to 105° C
- Easy-Entry insulation for simple cable insertion
- Cross-section-dependent colour-coding

Material

- Copper (ETP)
- Insulation sleeve: PA

Surface

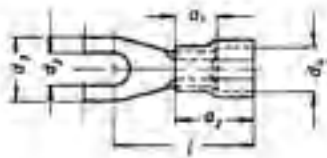
- Tin-plated to protect against corrosion

Technical instructions

- Tool: see page 175

Additional information

- 0.1 - 0.4 mm² not CSA-tested
- * = not standardised



Nominal cross section mm ²	Nominal size to DIN	Part No.	Colour	Hint	Dimension mm								Weight/ pcs. ~kg	Packing unit/pcs
					a1	a2	d1	d2	d3	d4	l	s		
0.1 - 0.4	--	619C3	■	*	--	--	--	3.2	5.0	--	14.0	0.5	0.020	100
	3.0 - 1	620C3	■		5	10.5	1.6	3.2	6.0	4.5	16.5	0.8	0.060	100
	3.5 - 1	620C35	■		5	10.5	1.6	3.7	6.8	4.5	17.5	0.8	0.060	100
0.5 - 1	4.0 - 1	620C4	■		5	10.5	1.6	4.3	6.8	4.5	17.5	0.8	0.070	100
	5.0 - 1	620C5	■		5	10.5	1.6	5.3	10.0	4.5	18.5	0.8	0.090	100
	--	620C6	■	*	5	10.5	1.6	6.5	11.0	4.5	20.5	0.8	0.080	100
1.5 - 2.5	3.0 - 2.5	630C3	■		5	11.5	2.3	3.2	6.0	5.1	17.5	0.8	0.060	100
	3.5 - 2.5	630C35	■		5	11.5	2.3	3.7	6.8	5.1	18.5	0.8	0.065	100
	4.0 - 2.5	630C4	■		5	11.5	2.3	4.3	6.8	5.1	18.5	0.8	0.080	100
1.5 - 2.5	5.0 - 2.5	630C5	■		5	11.5	2.3	5.3	10.0	5.1	20.5	0.8	0.090	100
	6.0 - 2.5	630C6	■		5	11.5	2.3	6.5	11.0	5.1	22.5	0.8	0.110	100
	4.0 - 6	650C4	■		6	12.5	3.6	4.3	8.0	6.5	20.5	1.0	0.140	100
4 - 6	5.0 - 6	650C5	■		6	12.5	3.6	5.3	10.0	6.5	21.5	1.0	0.160	100
	6.0 - 6	650C6	■		6	12.5	3.6	6.5	11.0	6.5	22.5	1.0	0.170	100
	8.0 - 6	650C8	■		6	12.5	3.6	8.4	14.0	6.5	25.5	1.0	0.220	100
	10.0 - 6	650C10	■		6	12.5	3.6	10.5	18.0	6.5	27.5	1.0	0.280	100



Insulated pin terminals



- ▶ For fine and superfine stranded conductors, e.g. to DIN EN 60228 Cl. 5 and 6
- ▶ To DIN 46231
- ▶ High-quality brazing process in the crimp area

Characteristics

- Insulated, halogen-free
- Cross-section-dependent colour-coding
- Heat resistant to 105° C
- Easy-Entry insulation for simple cable insertion

Material

- Copper (ETP)
- Insulation sleeve: PA

Surface

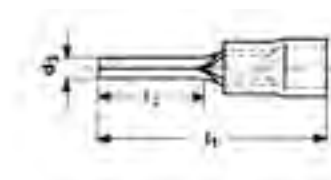
- Tin-plated to protect against corrosion

Technical instructions

- Tool: see page 175

Additional information

- 0.1 - 0.4 mm² not CSA-tested
- * = not standardised



Nominal cross section mm ²	Nominal size to DIN	Part No.	Colour	Hint	Dimension mm						Weight/ pcs. ~kg	Packing unit/pcs
					a1	a2	d3	d4	l1	l2		
0.1 - 0.4	--	704	Yellow	*	--	--	1.4	--	18.0	9.0	0.020	100
0.5 - 1	1	705	Red		5	10.5	1.9	4.5	22.0	10.0	0.065	100
		705K	Red	*	5	10.5	1.9	4.5	18.0	6.0	0.060	100
1.5 - 2.5	2.5	710	Blue		5	11.5	1.9	5.1	23.0	10.0	0.065	100
		710K	Blue	*	5	11.5	1.9	5.1	19.5	6.5	0.060	100
		710L	Blue	*	5	11.5	1.9	5.1	27.5	16.0	0.100	100
4 - 6	6	715	Yellow		6	12.5	2.7	6.5	26.0	11.0	0.160	100



Insulated pin receptacles



- ▶ For fine and superfine stranded conductors, e.g. to DIN EN 60228 Cl. 5 and 6
- ▶ High quality bronze material provides optimum spring characteristic and improved contact strength

Characteristics

- Cross-section-dependent colour-coding
- Heat resistant to 70° C

Material

- Bronze (CuSnZn)
- Insulation sleeve: PVC

Surface

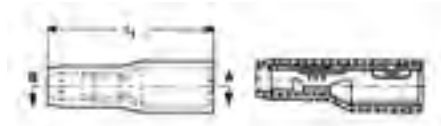
- Tin-plated to protect against corrosion

Technical instructions

- Tool: see page 175

Additional information

- 1.5 - 2.5 mm² and 4 - 6 mm² not CSA-tested



Nominal cross section mm ²	Part No.	Colour	Dimension mm			Weight/pcs. ~kg	Packing unit/pcs
			Pin dia.		l1		
0.5 - 1	920	■	4		22	0.060	100
1.5 - 2.5	930	■	5		22	0.120	100
4 - 6	950	■	5		22	0.125	100

Insulated pin receptacles



- ▶ For fine and superfine stranded conductors, e.g. to DIN EN 60228 Cl. 5 and 6

Characteristics

- Cross-section-dependent colour-coding
- Heat resistant to 70° C

Material

- Brass (CuZn)
- Insulation sleeve: PVC

Surface

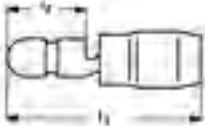
- Tin-plated to protect against corrosion

Technical instructions

- Tool: see page 175

Additional information

- 1.5 - 2.5 mm² and 4 - 6 mm² not CSA-tested



Nominal cross section mm ²	Part No.	Colour	Dimension mm			Weight/pcs. ~kg	Packing unit/pcs
			Pin dia.	l1	l2		
0.5 - 1	1020	■	4	22	9	0.060	100
1.5 - 2.5	1030	■	5	22	9	0.075	100
4 - 6	1050	■	5	22	9	0.110	100



Insulated pin receptacles, fully insulated



- ▶ For fine and superfine stranded conductors, e.g. to DIN EN 60228 Cl. 5 and 6
- ▶ High quality bronze material provides optimum spring characteristic and improved contact strength
- ▶ Fast processing as no additional insulation of the crimped connection is required

Characteristics

- Insulated, halogen-free
- Cross-section-dependent colour-coding
- Heat resistant to 105° C

Material

- Bronze (CuSnZn)
- Insulation sleeve: PA

Surface

- Tin-plated to protect against corrosion

Technical instructions

- Tool: see page 175

Additional information

- 4 - 6 mm² not CSA-tested

Nominal cross section mm ²	Part No.	Colour	Dimension mm			Weight/pcs. ~kg	Packing unit/pcs
			Pin dia.	l1	s		
0.5 - 1	920V	■	4	24	0.38	0.065	100
4 - 6	950V	■	5	27	0.40	0.150	100

Insulated pin receptacles, fully insulated



- ▶ For fine and superfine stranded conductors, e.g. to DIN EN 60228 Cl. 5 and 6
- ▶ High quality bronze material provides optimum spring characteristic and improved contact strength
- ▶ Fast processing as no additional insulation of the crimped connection is required

Characteristics

- Insulated, halogen-free
- Cross-section-dependent colour-coding
- Heat resistant to 105° C

Material

- Bronze (CuSnZn)
- Insulation sleeve: PA

Surface

- Tin-plated to protect against corrosion

Technical instructions

- Tool: see page 175

Additional information

- 1.5 - 2.5 mm² and 4 - 6 mm² not CSA-tested

Nominal cross section mm ²	Part No.	Colour	Dimension mm			Weight/pcs. ~kg	Packing unit/pcs
			Pin dia.	l1	l2		
0.5 - 1	1020V	■	4	25	11	0.065	100
1.5 - 2.5	1030V	■	5	25	11	0.080	100
4 - 6	1050V	■	5	27	13	0.120	100



Insulated receptacles, tinned brass



► For fine and superfine stranded conductors, e.g. to DIN EN 60228 Cl. 5 and 6

Characteristics

- To DIN 46245, part 1 – 3 and similar versions
- Insulated, halogen-free
- Cross-section-dependent colour-coding
- Temperature resistance: PVC to 70° C, PA to 105° C

Material

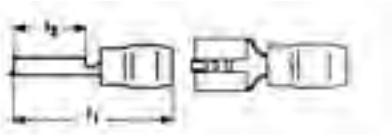
- Brass (CuZn)
- Insulation sleeve: PVC/PA

Surface

- Tin-plated to protect against corrosion

Technical instructions

- Tool: see page 175



Nominal cross section mm ²	Nominal size to DIN	Part No.	Colour	Tab Thickn.	Tab Width	Dimension mm		Insulation material	Weight/pcs. ~kg	Packing unit/pcs	
						l1	l2				
0.5 - 1	4.8 - 1	8201	■	0.5	2.8	17.5	8.0	PVC	0.035	100	
		8201A	■	0.8	2.8	17.5	8.0	PVC	0.045	100	
	6.3 - 1	8202	■	0.5	4.8	18.0	6.0	PVC	0.065	100	
		8203	■	0.8	4.8	18.0	6.0	PVC	0.065	100	
	1.5 - 2.5	4.8 - 2.5	720	■	0.8	6.3	22.0	7.5	PVC	0.090	100
			7208	■	0.8	7.7	25.0	9.5	PVC	0.110	100
6.3 - 2.5		8301	■	0.5	2.8	18.0	8.0	PA	0.050	100	
		8301A	■	0.8	2.8	18.0	8.0	PA	0.060	100	
6.3 - 2.5		8302	■	0.5	4.8	18.0	6.0	PVC	0.070	100	
		8303	■	0.8	4.8	18.0	6.0	PVC	0.070	100	
4 - 6	6.3 - 6	730	■	0.8	6.3	21.0	7.4	PVC	0.090	100	
		7308	■	0.8	7.7	25.0	9.5	PVC	0.115	100	
		8503	■	0.8	4.8	23.0	7.5	PA	0.138	100	
		750	■	0.8	6.3	21.0	7.5	PVC	0.100	100	
		7509	■	1.2	9.5	26.5	12.0	PVC	0.150	100	

Insulated receptacles, tinned bronze



- ▶ For fine and superfine stranded conductors, e.g. to DIN EN 60228 Cl. 5 and 6
- ▶ High quality bronze material provides optimum spring characteristic and improved contact strength

Characteristics

- To DIN 46245, part 3
- Cross-section-dependent colour-coding
- Heat resistant to 70° C

Material

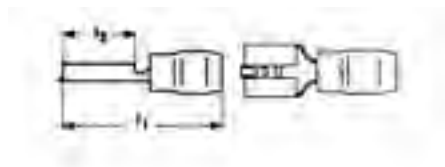
- Bronze (CuSnZn)
- Insulation sleeve: PVC

Surface

- Tin-plated to protect against corrosion

Technical instructions

- Tool: see page 175



Nominal cross section mm ²	Nominal size to DIN	Part No.	Colour	Tab Thickn.	Tab Width	Dimension mm		Insulation material	Weight/pcs. ~kg	Packing unit/ pcs
						l1	l2			
0.5 - 1	6.3 - 1	720BZ	■	0.8	6.3	22	7.5	PVC	0.09	100
1.5 - 2.5	6.3 - 2.5	730BZ	■	0.8	6.3	21	7.4	PVC	0.09	100
4 - 6	6.3 - 6	750BZ	■	0.8	6.3	21	7.5	PVC	0.10	100

Insulated receptacles, multiple type



- ▶ For fine and superfine stranded conductors, e.g. to DIN EN 60228 Cl. 5 and 6

Characteristics

- Cross-section-dependent colour-coding
- Heat resistant to 70° C

Material

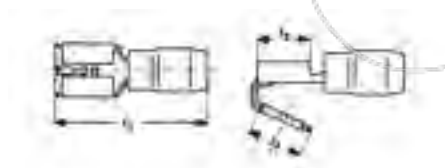
- Brass (CuZn)
- Insulation sleeve: PVC

Surface

- Tin-plated to protect against corrosion

Technical instructions

- Tool: see page 175



Nominal cross section mm ²	Part No.	Colour	Tab Thickn.	Tab Width	Dimension mm			Insulation material	Weight/pcs. ~kg	Packing unit/ pcs
					l1	l2	l3			
0.5 - 1	720AZ	■	0.8	6.3	22	7.5	8	PVC	0.11	100
1.5 - 2.5	730AZ	■	0.8	6.3	22	7.5	8	PVC	0.11	100
4 - 6	750AZ	■	0.8	6.3	25	8.0	8	PVC	0.18	100



Insulated receptacles, fully insulated



- ▶ For fine and superfine stranded conductors, e.g. to DIN EN 60228 Cl. 5 and 6
- ▶ Fast processing as no additional insulation of the crimped connection is required

Characteristics

- Insulated, halogen-free
- Cross-section-dependent colour-coding
- Temperature resistance: PVC to 70° C, PA to 105° C

Material

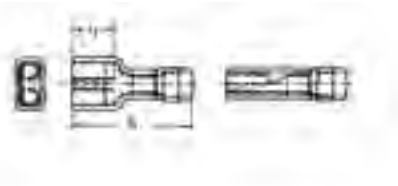
- Brass (CuZn)
- Insulation sleeve: PVC/PA

Surface

- Tin-plated to protect against corrosion

Technical instructions

- Tool: see page 175



Nominal cross section mm ²	Part No.	Colour	Tab Thickn.	Tab Width	Dimension mm		Insulation material	Weight/pcs. ~kg	Packing unit/pcs
					l1	l2			
0.5 - 1	8201V	■	0.5	2.8	19.0	5.5	PA	0.07	100
	8201AV	■	0.8	2.8	19.0	5.5	PA	0.07	100
	8202V	■	0.5	4.8	20.0	7.0	PVC	0.10	100
	8203V	■	0.8	4.8	20.0	7.0	PVC	0.10	100
	720V	■	0.8	6.3	21.0	7.5	PVC	0.08	100
1.5 - 2.5	8301V	■	0.5	2.8	20.0	8.0	PVC	0.14	100
	8301AV	■	0.8	2.8	20.0	8.0	PVC	0.14	100
	8302V	■	0.5	4.8	20.5	7.0	PVC	0.11	100
	8303V	■	0.8	4.8	20.5	7.0	PVC	0.11	100
	730V	■	0.8	6.3	21.0	7.5	PVC	0.15	100
4 - 6	8502V	■	0.5	4.8	20.5	9.5	PVC	0.15	100
	8503V	■	0.8	4.8	20.5	9.5	PVC	0.15	100
	750V	■	0.8	6.3	25.5	11.5	PVC	0.16	100

Insulated tabs



► For fine and superfine stranded conductors, e.g. to DIN EN 60228 Cl. 5 and 6

Characteristics

- Insulated, halogen-free
- Cross-section-dependent colour-coding
- Temperature resistance: PVC to 70° C, PA to 105° C

Material

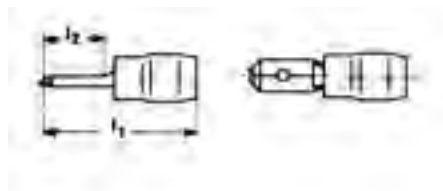
- Brass (CuZn)
- Insulation sleeve: PVC/PA

Surface

- Tin-plated to protect against corrosion

Technical instructions

- Tool: see page 175



Nominal cross section mm ²	Part No.	Colour	Tab Thickn.	Tab Width	Dimension mm		Insulation material	Weight/pcs. ~kg	Packing unit/pcs
					l1	l2			
0.5 - 1	8201C	■	0.5	2.8	22.0	11.5	PA	0.040	100
	8201B	■	0.8	2.8	14.6	5.5	PVC	0.060	100
	8202B	■	0.5	4.8	22.0	11.5	PA	0.070	100
	8203B	■	0.8	4.8	22.0	11.5	PA	0.070	100
	820	■	0.8	6.3	22.0	8.0	PVC	0.060	100
1.5 - 2.5	8302B	■	0.5	4.8	22.0	11.5	PA	0.070	100
	8303B	■	0.8	4.8	22.0	11.5	PA	0.070	100
	830	■	0.8	6.3	22.0	8.0	PVC	0.065	100
4 - 6	8502B	■	0.5	4.8	24.5	10.5	PA	0.120	100
	8503B	■	0.8	4.8	24.5	10.5	PA	0.120	100
	850	■	0.8	6.3	22.0	8.0	PVC	0.110	100

Insulated end-splices



► For fine and superfine stranded conductors, e.g. to DIN EN 60228 Cl. 5 and 6
 ► Safe sealing of open conductors

Characteristics

- Insulated, halogen-free
- Cross-section-dependent colour-coding
- Heat resistant to 105° C

Material

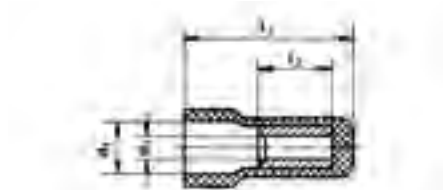
- Copper (ETP)
- Insulation sleeve: PA

Surface

- Tin-plated to protect against corrosion

Technical instructions

- Tool: see page 175



Nominal cross section mm ²	Part No.	Colour	Dimension mm				Weight/pcs. ~kg	Packing unit/pcs
			d1	d2	l1	l2		
1.5 - 2.5	1130	■	2.3	5.2	16	7	0.05	100
4 - 6	1150	■	3.6	7.0	18	7	0.14	100



Insulated butt connectors



- ▶ For fine and superfine stranded conductors, e.g. to DIN EN 60228 Cl. 5 and 6
- ▶ Simple and safe connecting owed to butt mark
- ▶ Fast processing as no additional insulation of the crimped connection is required

Characteristics

- Insulated, halogen-free
- Cross-section-dependent colour-coding
- Heat resistant to 105° C

Material

- Copper (ETP)
- Insulation sleeve: PA

Surface

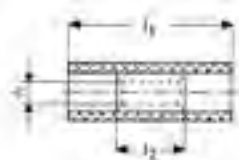
- Tin-plated to protect against corrosion

Technical instructions

- Tool: see page 175

Additional information

- 0.1 - 0.4 mm² not CSA-tested



Nominal cross section mm ²	Part No.	Colour	Dimension mm			Weight/pcs. ~kg	Packing unit/pcs
			d1	l1	l2		
0.1 - 0.4	669	Yellow	1.2	20	12	0.030	100
0.5 - 1	670	Red	1.6	25	15	0.090	100
1.5 - 2.5	680	Blue	2.3	25	15	0.115	100
4 - 6	700	Yellow	3.6	27	15	0.250	100

Insulated butt connectors with heat shrink insulation



- ▶ For fine and superfine stranded conductors, e.g. to DIN EN 60228 Cl. 5 and 6
- ▶ Simple and safe processing due to butt mark
- ▶ Fast processing as no additional insulation of the crimped connection is required

Characteristics

- Insulated, halogen-free
- Cross-section-dependent colour-coding
- Special crimping tool required
- Heat resistant to 105° C

Material

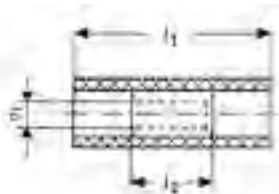
- Copper (ETP)
- Insulation sleeve: PE

Surface

- Tin-plated to protect against corrosion

Technical instructions

- Tool: see page 175



Nominal cross section mm ²	Part No.	Colour	Dimension mm			Weight/pcs. ~kg	Packing unit/pcs
			d1	l1	l2		
0.5 - 1	670WS	Red	1.6	36	15	0.12	100
1.5 - 2.5	680WS	Blue	2.3	36	15	0.15	100
4 - 6	700WS	Yellow	3.4	41	15	0.25	100



Insulated parallel connectors



- ▶ For fine and superfine stranded conductors, e.g. to DIN EN 60228 Cl. 5 and 6
- ▶ Fast processing as no additional insulation of the crimped connection is required

Characteristics

- Insulated, halogen-free
- Cross-section-dependent colour-coding
- Heat resistant to 105° C

Material

- Copper (ETP)
- Insulation sleeve: PA

Surface

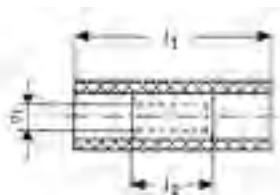
- Tin-plated to protect against corrosion

Technical instructions

- Tool: see page 175

Additional information

- 0.1 - 0.4 mm² not CSA-tested



Nominal cross section mm ²	Part No.	Colour	Dimension mm			Weight/pcs. ~kg	Packing unit/pcs
			d1	l1	l2		
0.1 - 0.4	769		1.2	13	5	0.020	100
0.5 - 1	770		1.6	17	7	0.030	100
1.5 - 2.5	780		2.3	17	7	0.035	100
4 - 6	790		3.6	21	7	0.105	100



Non-insulated receptacles



► For fine and superfine stranded conductors, e.g. to DIN EN 60228 Cl. 5 and 6



Characteristics

- To DIN 46247, part 1 – 3 and similar versions
- Improved contact properties due to grooved profile



Material

- Brass (CuZn)



Surface

- Tin-plated to protect against corrosion

Technical instructions

- Tool: see page 176

Additional information

- * = nickel-plated steel version also available, Part Number appendix "ST"



Nominal cross section mm ²	Nominal size to DIN	Part No.	Tab Thickn.	Tab Width	Dimension mm						Weight/ pcs. ~kg	Packing unit/pcs
					a1	a2	l1	l2	l3	s		
0.5 - 1	--	18251	0.5	2.8	5.0	2.8	12.5	5.0	3.3	0.30	0.025	100
	--	18251A	0.8	2.8	5.5	2.5	12.5	5.0	3.3	0.30	0.025	100
	B 2.8 - 1	18201A	0.8	2.8	5.5	2.5	14.0	6.3	3.3	0,35	0.025	100
	--	18202	0.5	4.8	6.0	3.4	15.6	6.0	3.8	0.35	0.050	100
	4.8 - 1	18203	0.8	4.8	6.0	3.4	15.6	6.0	3.8	0.35	0.050	100
1.5 - 2.5	6.3 - 1	1720	0.8	6.3	8.5	4.5	19.0	7.4	4.0	0.45	0.085	100
	4.8 - 2.5	18303	0.8	4.8	6.0	3.4	15.6	6.0	3.8	0.35	0.055	100
	6.3 - 2.5	*1730	0.8	6.3	8.5	4.5	19.0	7.4	4.0	0.45	0.082	100
4 - 6	6.3 - 6	*1750	0.8	6.3	8.5	4.5	19.0	7.4	4.0	0.45	0.100	100

Non-insulated receptacles, multiple type



► For fine and superfine stranded conductors, e.g. to DIN EN 60228 Cl. 5 and 6



Characteristics

- To DIN 46247, part 1 – 3 and similar versions
- Improved contact properties due to grooved profile



Material

- Brass (CuZn)



Surface

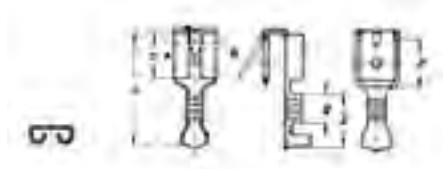
- Tin-plated to protect against corrosion

Technical instructions

- Tool: see page 176


Additional information

- * = corresponds to DIN 46345



Nominal cross section mm ²	Part No.	Tab Thickn.	Tab Width	Hint	Dimension mm						Weight/ pcs. ~kg	Packing unit/pcs
					a1	a2	l1	l2	l3	s		
0.5 - 1	18203AZ	0.8	4.8		6.0	3.4	15.6	7	6.0	0.38	0.09	100
1.5 - 2.5	18303AZ	0.8	4.8		6.0	3.4	15.6	7	6.0	0.38	0.09	100
	1730AZ	0.8	6.3	*	8.5	4.5	19.2	8	7.5	0.38	0.13	100

Non-insulated receptacles with locking latch



► For fine and superfine stranded conductors, e.g. to DIN EN 60228 Cl. 5 and 6



Characteristics

- To DIN 46340, sheet 3
- With latch to engage in housing
- Improved contact properties due to grooved profile



Material

- Brass (CuZn)



Surface

- Tin-plated to protect against corrosion

Technical instructions

- Tool: see page 176



Nominal cross section mm ²	Part No.	Tab Thickn.	Tab Width	Dimension mm						Weight/pcs. ~kg	Packing unit/pcs
				a1	a2	l1	l2	l3	s		
0.5 - 1	2720	0.8	6.3	8.5	4.5	19.2	7.4	7	0.38	0.070	100
1.5 - 2.5	2730	0.8	6.3	8.5	4.5	19.2	7.4	7	0.38	0.075	100
4 - 6	2750	0.8	6.3	8.5	4.5	19.2	7.4	7	0.38	0.090	100

Non-insulated receptacles with lateral conductor connector



► For fine and superfine stranded conductors, e.g. to DIN EN 60228 Cl. 5 and 6
► Improved contact properties due to grooved profile



Material

- Brass (CuZn)



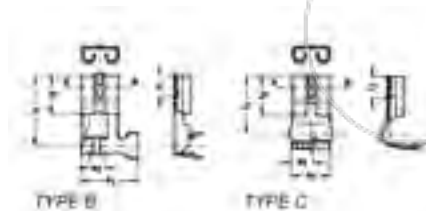
Surface

- Tin-plated to protect against corrosion



Technical instructions


- Tool: see page 176



Nominal cross section mm ²	Part No.	Tab Thickn.	Tab Width	Typ	Dimension mm						Weight/pcs. ~kg	Packing unit/pcs
					a1	a2	l1	l2	l3	l4		
0.5 - 1	3720	0.8	6.3	B	11.0	3.0	12.5	7.4	4.0	7.2	0.080	100
0.5 - 1.5	3725	0.8	6.3	C	7.5	4.0	11.00	7.4	4.0	7.2	0.085	100
1.5 - 2.5	3735	0.8	6.3	B	11.0	3.0	13.5	7.0	4.0	7.2	0.085	100



Non-insulated tabs



- ▶ For fine and superfine stranded conductors, e.g. to DIN EN 60228 Cl. 5 and 6
- ▶ Improved contact properties due to grooved profile



Material

- Brass (CuZn)



Surface

- Tin-plated to protect against corrosion

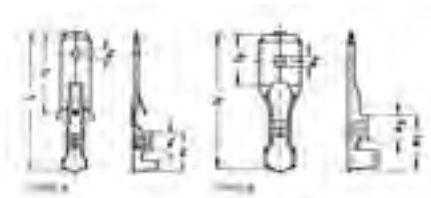


Technical instructions

- Tool: see page 176

Additional information

- * = dimensions in the plug sector to DIN 46244



Nominal cross section mm ²	Nominal size to DIN	Part No.	Tab Thickn.	Tab Width	Typ	Hint	Dimension mm					Weight/ pcs. ~kg	Packing unit/pcs
							a1	a2	d2	l1	l2		
0.5 - 1	46343 B6.3 - 1	2235	0.8	2.8	A	*	6.0	3.2	1.30	22.5	12.7	0.045	100
		2220	0.8	6.3	A		8.2	4.0	1.65	28.0	16.0	0.085	100
1.5 - 2.5	46248 A6.3 - 2.5	1830	0.8	6.3	B		9.0	4.5	1.65	20.0	8.0	0.065	100
		2230	0.8	6.3	A		8.2	4.0	1.65	28.0	16.0	0.090	100
4 - 6	46343 B6.3 - 6	2250	0.8	6.3	A		8.2	4.0	1.65	28.0	16.0	0.100	100

Insulation sleeves



- ▶ For non-insulated tabs
- ▶ Perfectly-matched to the different versions

Characteristics

- For post-insulation of crimped non-insulated receptacles

Material

- PA / PE / PVC



Nominal cross section mm ²	Nominal size to DIN	Part No.	Colour	Typ	Dimension mm			Insulation material	for item	Weight/ pcs. ~kg	Packing unit/pcs
					b1	l	h1				
0.5 - 1	2.8	2755	□	A	6.5	20.0	4.0	PE	18251,18251A, 18201A	0.015	100
0.5 - 1.5	4.8	2760	□	A	7.0	20.0	5.0	PE	18202,18203	0.015	100
1.5 - 2.5		2765	■	A	9.5	20.0	5.5	PE	18302,18303	0.025	100

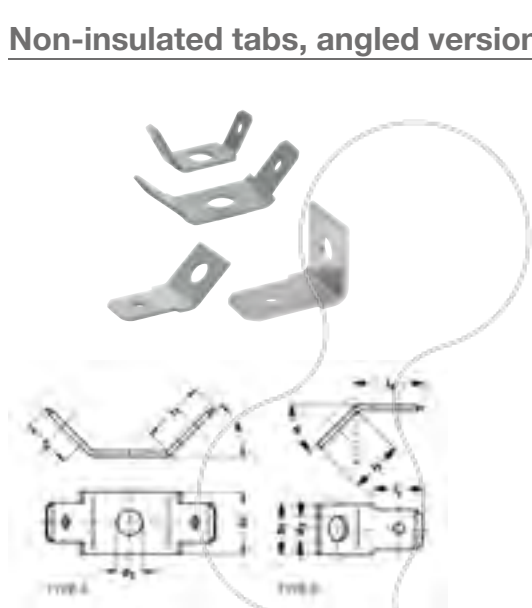
see next page



Insulation sleeves

Nominal cross section mm ²	Nominal size to DIN	Part No.	Colour	Typ	Dimension mm			Insulation material	for item	Weight/pcs. ~kg	Packing unit/pcs
					b1	l	h1				
0.5 - 2.5	6.3	2770		A	12.5	23.0	8.5	PE	1720,1730	0.035	100
		2775		A	9.5	25.0	5.0	PE	1820,1830	0.030	100
0.5 - 4	6.3	2780		A	9.5	25.0	6.0	PE	1720,1730, 1820,1830	0.030	100
0.5 - 6		2785		B	9.2	24.5	5.6	PA	1720,1730,1750, 2720,2730,2750	0.055	100
	2790		C	13.5	15.0	3.1	PVC	3720,3725, 3735	0.060	100	

Non-insulated tabs, angled version



Characteristics

- To DIN 46342, part 1 and similar versions
- Dimensions in the plug sector to DIN 46244

Material

- Brass (CuZn)

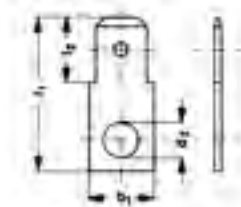
Surface

- Tin-plated to protect against corrosion

Nominal size to DIN	Part No.	Tab Thickn.	Tab Width	Typ	Dimension mm						Weight/pcs. ~kg	Packing unit/pcs
					b1	d2	l2	l3	l4	w		
--	2040	0.8	2.8	A	5.0	3.2	5.5	6.5	--	60°	0.040	100
	2045	0.8	6.3	A	10.0	4.3	8.0	10.0	--	45°	0.160	100
	2060	0.8	6.3	B	8.0	4.3	8.0	8.0	10.7	30°	0.085	100
	2070	0.8	6.3	B	8.0	3.2	8.0	8.0	10.7	45°	0.085	100
	2075	0.8	6.3	B	8.0	4.1	8.0	8.0	10.7	45°	0.085	100
B 6.3 - 0.8	2080	0.8	6.3	B	8.0	4.3	8.0	8.5	10.7	45°	0.085	100
	2083	0.8	6.3	B	8.0	5.3	8.0	8.5	10.7	45°	0.080	100
--	2090	0.8	6.3	B	8.0	5.3	8.0	8.0	10.7	45°	0.080	100
	2100	0.8	6.3	B	7.5	2.5	8.0	5.7	11.5	90°	0.075	100
	2105	0.8	6.3	B	8.0	3.2	8.0	8.0	11.5	90°	0.085	100
C 6.3 - 0.8	2115	0.8	6.3	B	8.0	4.3	8.0	8.5	11.5	90°	0.090	100



Non-insulated tabs, straight version



Characteristics

- To DIN 46342, part 1 and similar versions
- Dimensions in the plug sector to DIN 46244

Material


- Brass (CuZn)

Surface

- Tin-plated to protect against corrosion

Nominal size to DIN	Part No.	Tab Thickn.	Tab Width	Typ	Dimension mm					Weight/pcs. ~kg	Packing unit/pcs
					b1	d2	l1	l2	s		
--	2123	0.8	2.8	A	4.5	3.1	13.0	5.5	0.8	0.028	100
A 6.3 - 0.8	2140	0.8	6.3	A	8.0	4.3	19.0	8.0	0.8	0.086	100
--	2145	0.8	6.3	A	8.0	5.3	19.0	8.0	0.8	0.080	100

Non-insulated tabs for soldering



► Material used offers very good soldering characteristics

Characteristics

- Dimensions in the plug sector to DIN 46244
- For soldering in printed circuits

Material

- Brass (CuZn)


Surface

- Tin-plated to protect against corrosion

Part No.	Tab Thickn.	Tab Width	Typ	Dimension mm								Weight/pcs. ~kg	Packing unit/pcs
				b1	b2	b3	l1	l2	l3	l4	s		
2010	0.8	2.8	A	--	--	--	10.5	6.5	--	--	0.8	0.015	100
2020	0.5	2.8	C	1.0	5	--	--	7.1	8	13.4	0.5	0.025	100
2025	0.8	2.8	C	1.0	5	--	--	7.1	8	13.4	0.8	0.040	100
2030	0.8	6.3	D	3.5	5	6.4	16.0	8.0	4	12.0	0.8	0.065	100
2035	0.8	6.3	E	3.8	5	6.2	16.0	8.0	3	12.0	0.8	0.085	100



Non-insulated multiple tabs



Characteristics

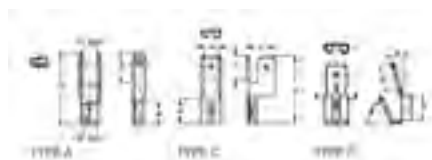
- Dimensions in the plug sector to DIN 46244

Material

- Brass (CuZn)

Surface

- Tin-plated to protect against corrosion



Part No.	Tab Thickn.	Tab Width	Typ	Dimension mm									Weight/ pcs. ~kg	Packing unit/pcs
				a1	b2	b3	l1	l2	l3	h	w	s		
735	0.8	2.8	A	5	3.2	3.1	16.0	6.7	--	--	--	0.38	0.060	100
755	0.8	4.8	C	--	4.4	--	20.0	7.0	7.0	8.0	--	0.38	0.155	100
725	0.8	6.3	D	--	--	--	--	8	7.5	--	15°	0.38	0.115	100
775	0.8	6.3	C	--	--	--	20.5	12	7.5	9.6	--	0.38	0.200	100

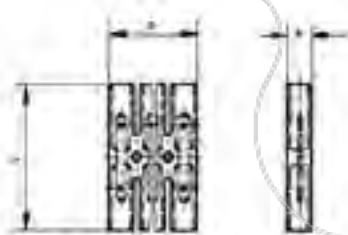
Flexible connector, tab width 2.8 mm, 4.8 mm and 6.3 mm



► No additional insulation required

Characteristics

- With tabs 2.8, 4.8 or 6.3 x 0.8 mm
- 1, 2 and 12-poles
- Further poles on request



Part No.	Tab Thickn.	Tab Width	Poles	Dimension mm				Insulation material	Bolt size mm		Weight/ pcs. ~kg	Packing unit/pcs
				b	l	h	s		Distance	Diameter		
Tab Width 2.8 mm												
8101	0.8	2.8	1	7.5	35	5.5	0.8	PVC	--	--	0.2	100
8102	0.8	2.8	2	15.0	35	5.5	0.8	PVC	--	2.7	0.3	50
81012	0.8	2.8	12	88.0	35	5.5	0.8	PVC	75	2.7	1.6	10
Tab Width 4.8 mm												
8051	0.8	4.8	1	12.5	28	6.6	0.8	PVC	--	--	0.25	100
8052	0.8	4.8	2	25.0	28	6.6	0.8	PVC	--	3.2	0.50	50
80512	0.8	4.8	12	142.0	28	6.6	0.8	PVC	120	3.2	2.80	10
Tab Width 6.3 mm												
8001	0.8	6.3	1	12.5	28	6.6	0.8	PVC	--	--	0.30	100
8002	0.8	6.3	2	25.0	28	6.6	0.8	PVC	--	3.7	0.55	50
80012	0.8	6.3	12	142.0	28	6.6	0.8	PVC	120	3.7	3.20	10



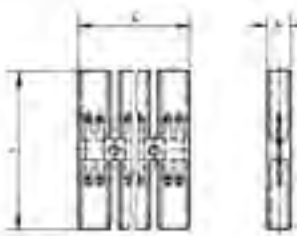
Polyamide connector, tab width 2.8 and 6.3 mm

► No additional insulation required



Characteristics

- With tabs 2.8 x 0.8 mm and 6.3 x 0.8 mm
- 1, 2 and 12-poles
- Further poles on request



Part No.	Tab Thickn.	Tab Width	Poles	Dimension mm				Insulation material	Bolt size mm		Weight/ pcs. ~kg	Packing unit/pcs
				b	l	h	s		Distance	Diameter		
8011	0.8	6.3 and 2 x 2.8	1	10.0	50	7.5	0.8	PA	--	--	0.25	100
8012	0.8	6.3 and 2 x 2.8	2	22.5	50	7.5	0.8	PA	--	3.1	0.50	50
80112	0.8	6.3 and 2 x 2.8	12	147.5	50	7.5	0.8	PA	125	3.1	3.10	10

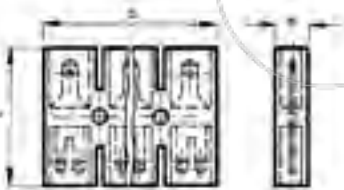
Flexible circuit distributor, tab width 2.8 mm

► No additional insulation required



Characteristics

- With tabs 2.8 x 0.8 mm
- 1 and 12-poles
- Further poles on request



Part No.	Tab Thickn.	Tab Width	Poles	Dimension mm				Insulation material	Bolt size mm		Weight/ pcs. ~kg	Packing unit/pcs
				b	l	h	s		Distance	Diameter		
8151	0.8	2.8	1	12.5	28	7	0.8	PVC	--	--	0.25	100
81512	0.8	2.8	12	147.0	28	7	0.8	PVC	123	3.2	2.80	10



Electrical connection systems

Cable connections, insulated and non insulated

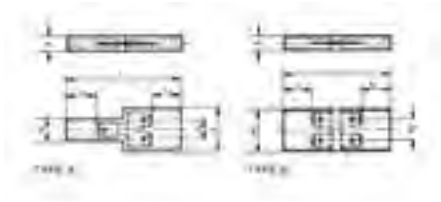
Flexible circuit distributor, tab width 6.3 mm

▶ No additional insulation required

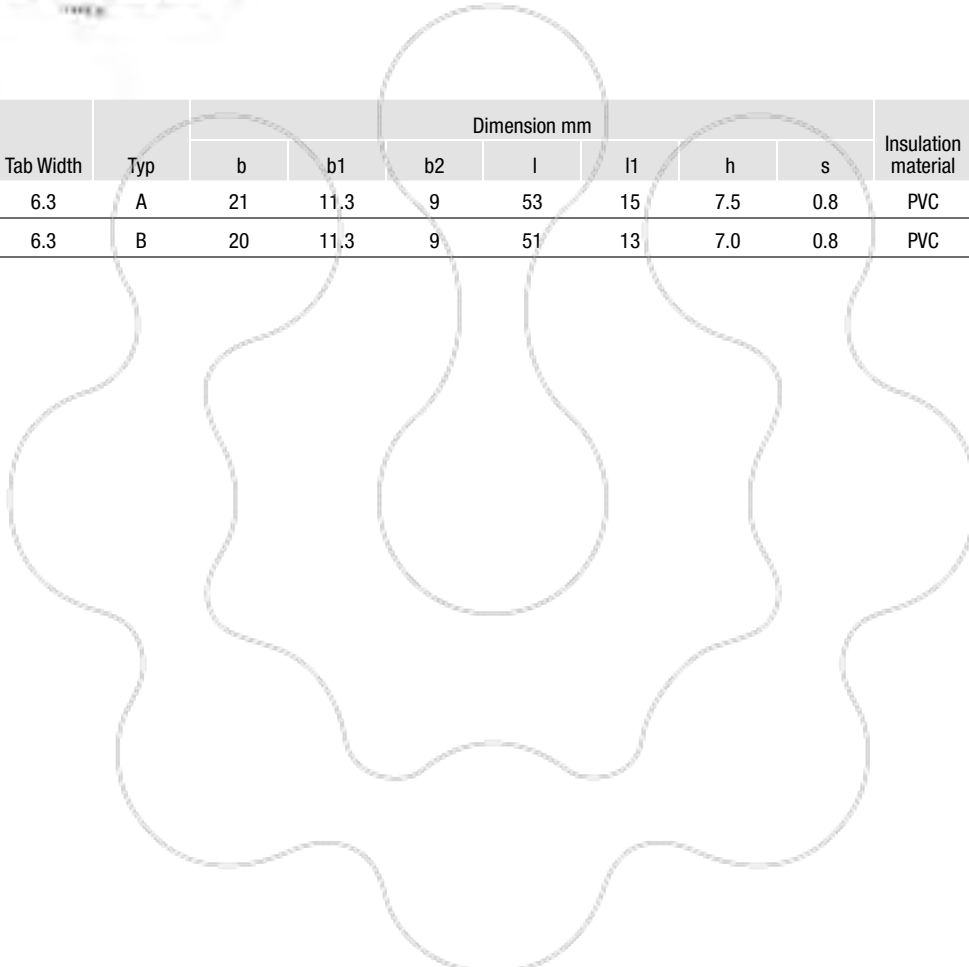


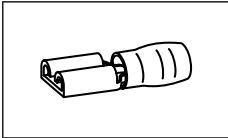
Characteristics

- With tabs 6.3 x 0.8 mm



Part No.	Tab Thickn.	Tab Width	Typ	Dimension mm							Insulation material	Weight/ pcs. ~kg	Packing unit/pcs
				b	b1	b2	l	l1	h	s			
816	0.8	6.3	A	21	11.3	9	53	15	7.5	0.8	PVC	0.60	10
817	0.8	6.3	B	20	11.3	9	51	13	7.0	0.8	PVC	0.65	10

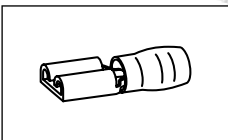




Tool application chart

Insulated cable connections

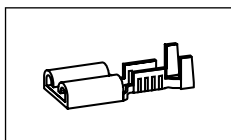
Tool type	Crimping range corresponds to nominal cross-section mm ²	Crimping Tool		Catalogue page		Crimp profile
		Part No.	Crimping head / adapter	Crimping Tool	Crimping die	
Mechanical crimping tools	0.1-1	K80		221		○
	0.5-2.5	K81		222		○
	0.5-6	K82		222		○
Mechanical, electrical, pneumatic crimping tools with interchangeable die / head	0.1-1	KP1	+KP80	240		○
		KP1L	+KP80	240		○
	0.5-2.5	KP1	+KP81	240		○
		KP1L	+KP81	240		○
	0.5-6	K50		244	327	○
		EK50ML		254	327	○
	4-6	KP1	+KP83	240		○
		KP1L	+KP83	240		○
Battery powered crimping tools	0.1-1	EKP1ML	+KP80	260		○
	0.5-2.5	EKP1ML	+KP81	260		○
	0.5-6	EK1550ML		258	327	○
	4-6	EKP1ML	+KP83	260		○



Tool application chart

Butt connectors with heat shrink insulation

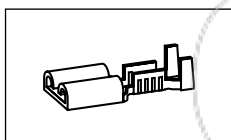
Tool type	Crimping range corresponds to nominal cross-section mm ²	Crimping Tool		Catalogue page		Crimp profile
		Part No.	Crimping head / adapter	Crimping Tool	Crimping die	
Mechanical, electrical, pneumatic crimping tools with interchangeable die / head	0.5-6	K50		244	327	○
		EK50ML		254	327	○
Battery powered crimping tools	0.5-6	EK1550ML		258	327	○



Tool application chart

Non-insulated receptacles, straight type


Tool type	Crimping range corresponds to nominal cross-section mm ²	Crimping Tool		Catalogue page		Crimp profile
		Part No.	Crimping head / adapter	Crimping Tool	Crimping die	
Mechanical crimping tools	0.1-1	K572		224		☺
		K67		225		☺
	0.5-2.5	K582		224		☺
		K65		226		☺
	0.5-6	K592		225		☺
		K60		223		☺
Mechanical, electrical, pneumatic crimping tools with interchangeable die / head	0.25-6	K50		244	327	☺
		EK50ML		254	327	☺
Battery powered crimping tools	0.25-6	EK1550ML		258	327	☺



Tool application chart

Non-insulated receptacles, with lateral conductor connector

Tool type	Crimping range corresponds to nominal cross-section mm ²	Crimping Tool		Catalogue page		Crimp profile
		Part No.	Crimping head / adapter	Crimping Tool	Crimping die	
Mechanical crimping tools	3720, 3735	K63		226		☺
	3725	K64		227		☺
Mechanical, electrical, pneumatic crimping tools with interchangeable die / head	3720, 3735	K50		244	327	☺
		EK50ML		254	327	☺
		SKP6		242		☺
	3725	K50		244	327	☺
		EK50ML		254	327	☺
		SKP6		242		☺
Battery powered crimping tools	3720, 3735	EK1550ML		258	327	☺
	3725	EK1550ML		258	327	☺



PRACTICAL - POCKET BOXES AND ASSORTMENT BOXES

A good professional is always well sorted. The most important thing is the availability of tool and connector material. In Klauke assortment boxes from robust metal, the tools are supplied with matching cable lugs and connectors. Everything matches. Materials and tools have their own space - clearly arranged and immediately to hand. The boxes equip you for every application. On request, we can also stock them to suit your individual needs.



In brief

- ▶ Brings order to the workplace due to clearly arranged design
- ▶ Everything to hand in one box
- ▶ Stocked to suit your needs and numerous versions available



► Practical and always to hand

With the practical pocket boxes, everything has its place and is always to hand, on the go and in the workshop. Chute openings for stackable pocket boxes simplify the removal of cable end-sleeves.


- Cable-end sleeves with and without insulation always to hand
- Practical chute opening for easy removal
- Stackable box
- Tough and impact-proof plastic



► Our range, your order

We have already compiled an assortment for you. We offer pre-filled boxes for various applications. You can also fill the robust box yourself if you want.

- High-quality boxes made from plastic or metal
- Contains tool and connectors matched to one other
- Even if exposed to severe vibrations or dropped, everything remains in the right compartment
- Boxes also available empty or custom-filled



ST 23 B Pocket box with cable end-sleeves 0.25 - 1 mm²



► Pocket box made from impact-resistant plastic

Characteristics

- Stackable and resealable

Item		Part No.	
Pocket box with cable end-sleeves 0.25 - 1 mm ² to DIN 46228 part 1		ST23B	
Scope of supply	Description	Quantity	Page
ST23L	Pocket box	1	
695V	Cable end-sleeve, 0.25 mm ² , 5 mm	1000	138
705V	Cable end-sleeve, 0.34 mm ² , 5 mm, Cu tinned	1000	138
716V	Cable end-sleeve, 0.75 mm ² , 6 mm	1000	138
71S6V	Cable end-sleeve, 0.5 mm ² , 6 mm, Cu tinned	500	138
72S6V	Cable end-sleeve, 1.0 mm ² , 6 mm	500	138

ST 21 B Pocket box with cable end-sleeves 0.5 - 2.5 mm²



► Pocket box made from impact-resistant plastic

Characteristics

- Stackable and resealable

Item		Part No.	
Pocket box with cable end-sleeves 0.5 - 2.5 mm ² to DIN 46228 part 1		ST21B	
Scope of supply	Description	Quantity	Page
ST21L	Pocket box	1	
71S6V	Cable end-sleeve, 0.5 mm ² , 6 mm, Cu tinned	1000	138
716V	Cable end-sleeve, 0.75 mm ² , 6 mm	500	138
72S6V	Cable end-sleeve, 1.0 mm ² , 6 mm	500	138
727V	Cable end-sleeve, 1.5 mm ² , 7 mm	500	138
737V	Cable end-sleeve, 2.5 mm ² , 7 mm	500	138

ST 22 B Pocket box with cable end-sleeves 4 - 16 mm²



► Pocket box made from impact-resistant plastic

Characteristics

- Stackable and resealable

Item		Part No.	
Pocket box with cable end-sleeves 4 - 16 mm ² to DIN 46228 part 1		ST22B	
Scope of supply	Description	Quantity	Page
ST22L	Pocket box	1	
749V	Cable end-sleeve, 4 mm ² , 9 mm	200	139
7512V	Cable end-sleeve, 6 mm ² , 12 mm, Cu tinned	100	139
7612V	Cable end-sleeve, 10 mm ² , 12 mm, Cu tinned	70	139
7712V	Cable end-sleeve, 16 mm ² , 12 mm, Cu tinned	70	139

ST 15 B Pocket box with insulated twin cable end-sleeves 2 x 0.75 - 2 x 2.5 mm²



► Pocket box made from impact-resistant plastic

Characteristics

- Stackable and resealable

Item				Part No.	
Pocket box with twin cable end-sleeves 2 x 0.75 - 2 x 2.5 mm ²				ST15B	
Scope of supply	Colour	Description	Quantity	Page	
ST15L		Pocket box	1		
8708		Insl. twin cable end-sleeve, 2 x 0.75 mm ²	50	147	
8718		Insl. twin cable end-sleeve, 2 x 1 mm ²	50	147	
8728		Insl. twin cable end-sleeve, 2 x 1.5 mm ²	50	147	
87310		Insl. twin cable end-sleeve, 2 x 2.5 mm ²	50	147	

ST 1 B pocket box with insl. cable end-sleeves 0.5 - 2.5 mm², DIN 46228 Part 4



► Pocket box made from impact-resistant plastic

Characteristics

- Stackable and resealable

Item				Part No.	
Pocket box with insl. cable end-sleeves 0.5 - 2.5 mm ² , DIN 46228 Part 4, colour code 1				ST1B	
Scope of supply	Colour	Description	Quantity	Page	
ST1L		Pocket box	1		
1690		Insl. cable end-sleeve, 0.5 mm ² , 14 mm	50	142	
170W		Insl. cable end-sleeve, 0.75 mm ² , 14.6 mm	100	143	
171G		Insl. cable end-sleeve, 1 mm ² , 14.6 mm	100	143	
172RO		Insl. cable end-sleeve, 1.5 mm ² , 14.6 mm	100	143	
173B		Insl. cable end-sleeve, 2.5 mm ² , 15.2 mm	50	143	

ST 11 B pocket box with insl. cable end-sleeves 0.5 - 2.5 mm², DIN 46228 Part 4



► Pocket box made from impact-resistant plastic

Characteristics

- Stackable and resealable

Item				Part No.	
Pocket box with insl. cable end-sleeves 0.5 - 2.5 mm ² , DIN 46228 Part 4				ST11B	
Scope of supply	Colour	Description	Quantity	Page	
ST11L		Pocket box	1		
4698		Insl. Cable end-sleeve, 0.5 mm ² , 14 mm	50	141	
4708		Insl. cable end-sleeve, 0.75 mm ² , 14 mm	100	141	
4718		Insl. cable end-sleeve, 1 mm ² , 14 mm	100	141	
4728		Insl. cable end-sleeve, 1.5 mm ² , 14 mm	100	141	
4738		Insl. cable end-sleeve, 2.5 mm ² , 14 mm	50	141	

ST 31 B pocket box with insl. cable end-sleeves 0.5 - 2.5 mm², DIN 46228 Part 4, colour code 2



► Pocket box made from impact-resistant plastic

Characteristics

- Stackable and resealable

Item				Part No.
Pocket box with insl. cable end-sleeves 0.5 - 2.5 mm ² , DIN 46228 Part 4, colour code 2				ST31B
Scope of supply	Colour	Description	Quantity	Page
ST31L		Pocket box	1	
1698		Insl. cable end-sleeve, 0.5 mm ² , 13 mm	50	144
1708		Insl. cable end-sleeve, 0.75 mm ² , 13.5 mm	100	144
1718		Insl. cable end-sleeve, 1 mm ² , 13.5 mm	100	144
1728		Insl. cable end-sleeve, 1.5 mm ² , 13.5 mm	100	144
1738		Insl. cable end-sleeve, 2.5 mm ² , 14.5 mm	50	144

ST 12 B pocket box with insl. cable end-sleeves 4 - 16 mm², DIN 46228 Part 4



► Pocket box made from impact-resistant plastic

Characteristics

- Stackable and resealable

Item				Part No.
Pocket box with insl. cable end-sleeves 4 - 16 mm ² , DIN 46228 Part 4				ST12B
Scope of supply	Colour	Description	Quantity	Page
ST12L		Pocket box	1	
47410		Insl. cable end-sleeve, 4 mm ² , 17 mm	50	141
47512		Insl. cable end-sleeve, 6 mm ² , 20 mm	20	141
47612		Insl. cable end-sleeve, 10 mm ² , 22 mm	20	141
47712		Insl. cable end-sleeve, 16 mm ² , 24 mm	10	142

ST 2 B pocket box with insl. cable end-sleeves 4 - 16 mm², DIN 46228 Part 4, colour code 1



► Pocket box made from impact-resistant plastic

Characteristics

- Stackable and resealable

Item				Part No.
Pocket box with insl. cable end-sleeves 4 - 16 mm ² , DIN 46228 Part 4, colour code 1				ST2B
Scope of supply	Colour	Description	Quantity	Page
ST2L		Pocket box	1	
174GR		Insl. cable end-sleeve, 4 mm ² , 16.5 mm	50	143
175S		Insl. cable end-sleeve, 6 mm ² , 20 mm	20	143
176E		Insl. cable end-sleeve, 10 mm ² , 21.5 mm	20	143
177GR		Insl. cable end-sleeve, 16 mm ² , 22.2 mm	10	143



ST 32 B pocket box with insl. cable end-sleeves 4 - 16 mm², DIN 46228 Part 4, colour code 2



▶ Pocket box made from impact-resistant plastic

Characteristics

- Stackable and resealable

Item				Part No.
Pocket box with insl. cable end-sleeves 4 - 16 mm ² , DIN 46228 Part 4, colour code 2				ST32B
Scope of supply	Colour	Description	Quantity	Page
ST32L		Pocket box	1	
17410		Insl. cable end-sleeve, 4 mm ² , 16.5 mm	50	144
17512		Insl. cable end-sleeve, 6 mm ² , 20 mm	20	144
17612		Insl. cable end-sleeve, 10 mm ² , 21.5 mm	20	145
17712		Insl. cable end-sleeve, 16 mm ² , 23.5 mm	10	145

ST 3 B pocket box with insl. cable end-sleeves 0.25 - 1 mm², DIN 46228 Part 4, colour code 1



▶ Pocket box made from impact-resistant plastic

Characteristics

- Stackable and resealable

Item				Part No.
Pocket box with insl. cable end-sleeves 0.25 - 1 mm ² , DIN 46228 Part 4, colour code 1				ST3B
Scope of supply	Colour	Description	Quantity	Page
ST3L		Pocket box	1	
167H		Insl. cable end-sleeve, 0.25 mm ² , 10.4 mm	30	142
168T		Insl. cable end-sleeve, 0.34 mm ² , 10.4 mm	30	142
1690		Insl. cable end-sleeve, 0.5 mm ² , 14 mm	30	142
170W		Insl. cable end-sleeve, 0.75 mm ² , 14.6 mm	30	143
171G		Insl. cable end-sleeve, 1 mm ² , 14.6 mm	30	143

ST 13 B pocket box with insl. cable end-sleeves 0.25 - 1 mm², DIN 46228 Part 4 & similar, colour code 1



▶ Pocket box made from impact-resistant plastic

Characteristics

- Stackable and resealable

Item				Part No.
Pocket box with insl. cable end-sleeves 0.25 - 1 mm ² , DIN 46228 Part 4 & similar, colour code 1				ST13B
Scope of supply	Colour	Description	Quantity	Page
ST13L		Pocket box	1	
167H		Insl. cable end-sleeve, 0.25 mm ² , 10.4 mm	30	142
168T		Insl. cable end-sleeve, 0.34 mm ² , 10.4 mm	30	142
4698		Insl. Cable end-sleeve, 0.5 mm ² , 14 mm	30	141
4708		Insl. cable end-sleeve, 0.75 mm ² , 14 mm	30	141
4718		Insl. cable end-sleeve, 1 mm ² , 14 mm	30	141

**ST 33 B pocket box with insl. cable end-sleeves 0.25-1 mm²,
DIN 46228 Part 4 & similar, colour code 2**



► Pocket box made from impact-resistant plastic

Characteristics

- Stackable and resealable

Item				Part No.
Pocket box with insl. cable end-sleeves 0.25 - 1 mm ² , DIN 46228 Part 4 & similar, colour code 2				ST33B
Scope of supply	Colour	Description	Quantity	Page
ST33L		Pocket box	1	
1676		Insl. cable end-sleeve, 0.25 mm ² , 11 mm	30	144
1686		Insl. cable end-sleeve, 0.34 mm ² , 11 mm	30	144
1698		Insl. cable end-sleeve, 0.5 mm ² , 13 mm	30	144
1708		Insl. cable end-sleeve, 0.75 mm ² , 13.5 mm	30	144
1718		Insl. cable end-sleeve, 1 mm ² , 13.5 mm	30	144

GR 4698 DO Pocket box with insulated cable end-sleeves 0.5 mm²



► Pocket box made from impact-resistant plastic

Characteristics

- Stackable and resealable

Item				Part No.
Pocket box with insulated cable end-sleeves 0.5 mm ² to DIN 46228 part 4				GR4698DO
Scope of supply	Colour	Description	Quantity	Page
4698		Insl. Cable end-sleeve, 0.5 mm ² , 14 mm	1000	141

GR 4708 DO Pocket box with insulated cable end-sleeves 0.75 mm²



► Pocket box made from impact-resistant plastic

Characteristics

- Stackable and resealable

Item				Part No.
Pocket box with insulated cable end-sleeves 0.75 mm ² DIN 46228 part 4				GR4708DO
Scope of supply	Colour	Description	Quantity	Page
4708		Insl. cable end-sleeve, 0.75 mm ² , 14 mm	1000	141

GR 4718 DO Pocket box with insulated cable end-sleeves 1 mm²



► Pocket box made from impact-resistant plastic

Characteristics

- Stackable and resealable

Item				Part No.
Pocket box with insulated cable end-sleeves 1 mm ² DIN 46228 part 4				GR4718DO
Scope of supply	Colour	Description	Quantity	Page
4718		Insl. cable end-sleeve, 1 mm ² , 14 mm	1000	141



GR 4728 DO Pocket box with insulated cable end-sleeves 1.5 mm²



▶ Pocket box made from impact-resistant plastic

Characteristics

- Stackable and resealable

Item				Part No.
Pocket box with insulated cable end-sleeves 1.5 mm ² DIN 46228 part 4				GR4728DO
Scope of supply	Colour	Description	Quantity	Page
4728	■	Insl. cable end-sleeve, 1.5 mm ² , 14 mm	1000	141

GR 4738 DO Pocket box with insulated cable end-sleeves 2.5 mm²



▶ Pocket box made from impact-resistant plastic

Characteristics

- Stackable and resealable

Item				Part No.
Pocket box with insulated cable end-sleeves 2.5 mm ² DIN 46228 part 4				GR4738DO
Scope of supply	Colour	Description	Quantity	Page
4738	■	Insl. cable end-sleeve, 2.5 mm ² , 14 mm	1000	141

ST 5 L assortment of empty pocket boxes



▶ Pocket box made from impact-resistant plastic

Characteristics

- Stackable and resealable

Item				Part No.
Assortment of pocket boxes				ST5L

SK 30 B Steel assortment box with cable end-sleeves and crimping tool



▶ Hammer-tone finished assortment box
▶ Ideal for workshop equipment

Item		Dimension mm	Part No.	
Steel assortment box with cable end-sleeves and crimping tool		200 x 140 x 40	SK30B	
Scope of supply	Description	Quantity	Page	
SK30L	Steel carrying case	1	193	
K48	Crimping tool for cable end-sleeves 0.14 - 2.5 mm ²	1	212	
716V	Cable end-sleeve, 0.75 mm ² , 6 mm	1000	138	
72S6V	Cable end-sleeve, 1.0 mm ² , 6 mm	1000	138	
727V	Cable end-sleeve, 1.5 mm ² , 7 mm	1000	138	
737V	Cable end-sleeve, 2.5 mm ² , 7 mm	1000	138	

SK 32 B Steel assortment box with cable end-sleeves and crimping tool



- ▶ Broad cable end-sleeve assortment appropriate crimping tool
- ▶ Hammer-tone finished assortment box
- ▶ Ideal for workshop equipment

Item	Dimension mm	Part No.
Steel assortment box with cable end-sleeves and crimping tool	285 x 155 x 45	SK32B

Scope of supply	Description	Quantity	Page
SK32L	Steel carrying case	1	193
K3	Crimping tool for cable end-sleeves 0.5 - 16 mm ²	1	211
716V	Cable end-sleeve, 0.75 mm ² , 6 mm	1000	138
72S6V	Cable end-sleeve, 1.0 mm ² , 6 mm	1000	138
727V	Cable end-sleeve, 1.5 mm ² , 7 mm	1000	138
737V	Cable end-sleeve, 2.5 mm ² , 7 mm	500	138
749V	Cable end-sleeve, 4 mm ² , 9 mm	500	139
7510V	Cable end-sleeve, 6 mm ² , 10 mm	500	139
7618V	Cable end-sleeve, 10 mm ² , 18 mm	250	139
7718V	Cable end-sleeve, 16 mm ² , 18 mm	150	139

SK 45 B Steel assortment box with insl. cable end-sleeves and crimping tool



- ▶ Four of the most important insulated cable end-sleeve types in a steel carrying case including an appropriate crimping tool
- ▶ Hammer-tone finished assortment box
- ▶ Ideal for workshop equipment

Item	Dimension mm	Part No.
Steel assortment box with insl. cable end-sleeves and crimping tool	200 x 140 x 40	SK45B

Scope of supply	Colour	Description	Quantity	Page
SK30L		Steel carrying case	1	193
K48		Crimping tool for cable end-sleeves 0.14 - 2.5 mm ²	1	212
4708	■	Insl. cable end-sleeve, 0.75 mm ² , 14 mm	300	141
4718	■	Insl. cable end-sleeve, 1 mm ² , 14 mm	300	141
4728	■	Insl. cable end-sleeve, 1.5 mm ² , 14 mm	300	141
4738	■	Insl. cable end-sleeve, 2.5 mm ² , 14 mm	200	141



SK 47 B Steel assortment box with insl. cable end-sleeves and crimping tool



- ▶ Flexible use due to large cross-sectional range
- ▶ Hammer-tone finished assortment box
- ▶ Ideal for workshop equipment

Item	Dimension mm	Part No.
Steel assortment box with insl. cable end-sleeves and crimping tool	285 x 155 x 45	SK47B

Scope of supply	Colour	Description	Quantity	Page
SK32L		Steel carrying case	1	193
K3		Crimping tool for cable end-sleeves 0.5 - 16 mm ²	1	211
4708		Insl. cable end-sleeve, 0.75 mm ² , 14 mm	200	141
4718		Insl. cable end-sleeve, 1 mm ² , 14 mm	200	141
4728		Insl. cable end-sleeve, 1.5 mm ² , 14 mm	200	141
4738		Insl. cable end-sleeve, 2.5 mm ² , 14 mm	200	141
47410		Insl. cable end-sleeve, 4 mm ² , 17 mm	100	141
47512		Insl. cable end-sleeve, 6 mm ² , 20 mm	100	141
47618		Insl. cable end-sleeve, 10 mm ² , 28 mm	100	141
47718		Insl. cable end-sleeve, 16 mm ² , 28 mm	50	142

SK 30/3 P Assortment box from plastic with insl. cable end-sleeves and tools



- ▶ With everything needed for conductor preparation
- ▶ The exact-shaped foam inlays of the case prevent the contents slipping even with severe impacts

Item	Dimension mm	Part No.
Plastic assortment box with insl. cable end-sleeves and tools	395 x 295 x 106	SK303P

Scope of supply	Colour	Description	Quantity	Page
K432		Automatic wire stripper K43/2 0.02 - 10 mm ²	1	545
K303		Crimping tool for cable end-sleeves and twin cable end-sleeves 0.08 - 10 mm ²	1	217
4698		Insl. Cable end-sleeve, 0.5 mm ² , 14 mm	400	141
4708		Insl. cable end-sleeve, 0.75 mm ² , 14 mm	400	141
4718		Insl. cable end-sleeve, 1 mm ² , 14 mm	400	141
4728		Insl. cable end-sleeve, 1.5 mm ² , 14 mm	400	141
4738		Insl. cable end-sleeve, 2.5 mm ² , 14 mm	200	141
47410		Insl. cable end-sleeve, 4 mm ² , 17 mm	200	141
47512		Insl. cable end-sleeve, 6 mm ² , 20 mm	100	141
47612		Insl. cable end-sleeve, 10 mm ² , 22 mm	100	141

SK 30/3 S Assortment box from plastic with insl. cable end-sleeves and crimping tool



- ▶ With everything needed for conductor preparation
- ▶ The exact-shaped foam inlays of the case prevent the contents slipping even with severe impacts

Item	Dimension mm	Part No.
Plastic assortment box with insl. cable end-sleeves and crimping tool	275 x 230 x 83	SK303S

Scope of supply	Colour	Description	Quantity	Page
K303		Crimping tool for cable end-sleeves and twin cable end-sleeves 0.08 - 10 mm ²	1	217
4698	□	Insl. Cable end-sleeve, 0.5 mm ² , 14 mm	100	141
4708	■	Insl. cable end-sleeve, 0.75 mm ² , 14 mm	100	141
4718	■	Insl. cable end-sleeve, 1 mm ² , 14 mm	100	141
4728	■	Insl. cable end-sleeve, 1.5 mm ² , 14 mm	100	141
4738	■	Insl. cable end-sleeve, 2.5 mm ² , 14 mm	50	141
47410	■	Insl. cable end-sleeve, 4 mm ² , 17 mm	50	141
47512	■	Insl. cable end-sleeve, 6 mm ² , 20 mm	30	141
47612	■	Insl. cable end-sleeve, 10 mm ² , 22 mm	30	141

SK 43 NB Assortment box from plastic with insl. cable end-sleeves and tools




- ▶ With everything needed for conductor preparation
- ▶ Ideal for workshop equipment

Item	Dimension mm	Part No.
Steel assortment box with insl. cable end-sleeves and tools	370 x 210 x 40	SK43NB

Scope of supply	Colour	Description	Quantity	Page
SK43L		Steel carrying case	1	193
K432		Automatic wire stripper K43/2 0.02 - 10 mm ²	1	545
K303		Crimping tool for cable end-sleeves and twin cable end-sleeves 0.08 - 10 mm ²	1	217
4698	□	Insl. Cable end-sleeve, 0.5 mm ² , 14 mm	500	141
4708	■	Insl. cable end-sleeve, 0.75 mm ² , 14 mm	500	141
4718	■	Insl. cable end-sleeve, 1 mm ² , 14 mm	400	141
4728	■	Insl. cable end-sleeve, 1.5 mm ² , 14 mm	400	141
4738	■	Insl. cable end-sleeve, 2.5 mm ² , 14 mm	300	141
47410	■	Insl. cable end-sleeve, 4 mm ² , 17 mm	100	141
47512	■	Insl. cable end-sleeve, 6 mm ² , 20 mm	100	141
47612	■	Insl. cable end-sleeve, 10 mm ² , 22 mm	100	141



SK 65 B Assortment box from steel with tubular cable lugs and crimping tool



- ▶ Hammer-tone finished assortment box
- ▶ Ideal for workshop equipment

Characteristics

- Sturdy steel carrying case with lock and handle

Item	Dimension mm	Part No.
Steel assortment box with tubular cable lugs "standard type" and crimping tool K05	400 x 250 x 50	SK65B

Scope of supply	Description	Quantity	Page
SK65L	Steel carrying case	1	195
K05	Crimping tool for tubular cable lugs and connectors, standard type 6 - 50 mm ²	1	235
1R6	Tubular cable lug without inspection hole, 6 mm ² , M6, Cu tinned	25	14
1R8	Tubular cable lug without inspection hole, 6 mm ² , M8, Cu tinned	25	14
2R6	Tubular cable lug without inspection hole, 10 mm ² , M6, Cu tinned	25	14
2R8	Tubular cable lug without inspection hole, 10 mm ² , M8, Cu tinned	25	14
3R8	Tubular cable lug without inspection hole, 16 mm ² , M8, Cu tinned	25	14
3R10	Tubular cable lug without inspection hole, 16 mm ² , M10, Cu tinned	25	14
4R8	Tubular cable lug without inspection hole, 25 mm ² , M8, Cu tinned	25	14
4R10	Tubular cable lug without inspection hole, 25 mm ² , M10, Cu tinned	25	14
5R8	Tubular cable lug without inspection hole, 35 mm ² , M8, Cu tinned	20	14
5R10	Tubular cable lug without inspection hole, 35 mm ² , M10, Cu tinned	20	14
6R10	Tubular cable lug without inspection hole, 50 mm ² , M10, Cu tinned	20	15
6R12	Tubular cable lug without inspection hole, 50 mm ² , M12, Cu tinned	20	15

SK 50 B Steel assortment box with DIN compressed cable lugs and crimping tool



- ▶ Hammer-tone finished assortment box
- ▶ Ideal for workshop equipment

Characteristics

- Sturdy steel carrying case with lock and handle

Item	Dimension mm	Part No.
Steel assortment box with DIN compression cable lugs and crimping tool	400 x 250 x 50	SK50B

Scope of supply	Description	Quantity	Page
SK65L	Steel carrying case	1	195
K05D	Crimping tool for compression cable lugs and connectors (DIN 46235 / DIN 46267, Part 1) 6 - 50 mm ²	1	235
101R5	Compression cable lug, DIN 46235, 6 mm ² , M5, Cu tinned	50	56
101R6	Compression cable lug, DIN 46235, 6 mm ² , M6, Cu tinned	50	56
102R5	Compression cable lug, DIN 46235, 10 mm ² , M5, Cu tinned	50	56
102R6	Compression cable lug, DIN 46235, 10 mm ² , M6, Cu tinned	50	56
103R8	Compression cable lug, DIN 46235, 16 mm ² , M8, Cu tinned	25	56
103R10	Compression cable lug, DIN 46235, 16 mm ² , M10, Cu tinned	25	56
104R8	Compression cable lug, DIN 46235, 25 mm ² , M8, Cu tinned	25	56
104R10	Compression cable lug, DIN 46235, 25 mm ² , M10, Cu tinned	25	56
105R8	Compression cable lug, DIN 46235, 35 mm ² , M8, Cu tinned	20	56
105R10	Compression cable lug, DIN 46235, 35 mm ² , M10, Cu tinned	20	56
106R10	Compression cable lug, DIN 46235, 50 mm ² , M10, Cu tinned	15	57
106R12	Compression cable lug, DIN 46235, 50 mm ² , M12, Cu tinned	15	57



MK 230 B 507 Steel assortment box with insl. cable connections and crimping tool



- ▶ Hammer-tone finished assortment box
- ▶ Ideal for workshop equipment

Item	Dimension mm	Part No.
Steel assortment box with insl. cable connections and crimping tool	366 x 230 x 51	MK230B507

Scope of supply	Colour	Description	Quantity	Page
MK230L		Steel carrying case	1	194
K507		Crimping tool with replaceable dies	1	243
6204	■	Insl. solderless terminal M4, 0.5 - 1 mm ²	50	156
6205	■	Insl. solderless terminal M5, 0.5 - 1 mm ²	50	156
6206	■	Insl. solderless terminal M6, 0.5 - 1 mm ²	50	156
6304	■	Insl. solderless terminal M4, 1.5 - 2.5 mm ²	50	156
6305	■	Insl. solderless terminal M5, 1.5 - 2.5 mm ²	50	156
6306	■	Insl. solderless terminal M6, 1.5 - 2.5 mm ²	50	156
670	■	Insl. butt connector, 0.5 - 1 mm ²	50	165
680	■	Insl. butt connector, 1.5 - 2.5 mm ²	50	165
705	■	Insl. pin terminal, 0.5 - 1 mm ² , 22 mm	50	158
710	■	Insl. pin terminal, 1.5 - 2.5 mm ² , 23 mm	50	158
730	■	Insl. receptacle 6.3 x 0.8 mm, 1.5 - 2.5 mm ²	50	161
830	■	Insl. tab 6.3 x 0.8 mm, 1.5 - 2.5 mm ²	50	164
620C4	■	Insl. solderless terminal M4, 0.5 - 1 mm ²	50	157
630C4	■	Insl. solderless terminal M4, 1.5 - 2.5 mm ²	50	157
715	■	Insl. pin terminal, 0.1 - 0.4 mm ² , 26 mm	25	158
700	■	Insl. butt connector, 4 - 6 mm ²	25	165
6505	■	Insl. solderless terminal M5, 4 - 6 mm ²	25	156
6506	■	Insl. solderless terminal M6, 4 - 6 mm ²	25	156
650C6	■	Insl. solderless terminal M6, 4 - 6 mm ²	25	157

SK 82 P Assortment box from plastic with insl. cable connections and tools



- ▶ With everything needed for conductor preparation
- ▶ The exact-shaped foam inlays of the case prevent the contents slipping even with severe impacts

Item	Dimension mm	Part No.		
Plastic assortment box with insl. cable connections and tools	395 x 295 x 106	SK82P		
Scope of supply	Colour	Description	Quantity	Page
K432		Automatic wire stripper K43/2 0.02 - 10 mm ²	1	545
K82A		Crimping tool for insulated cable connections 0.5 - 6 mm ²	1	222
6204	■	Insl. solderless terminal M4, 0.5 - 1 mm ²	50	156
6205	■	Insl. solderless terminal M5, 0.5 - 1 mm ²	50	156
670	■	Insl. butt connector, 0.5 - 1 mm ²	50	165
720	■	Insl. receptacle 6.3 x 0.8 mm, 0.5 - 1 mm ²	50	161
6304	■	Insl. solderless terminal M4, 1.5 - 2.5 mm ²	50	156
6305	■	Insl. solderless terminal M5, 1.5 - 2.5 mm ²	50	156
680	■	Insl. butt connector, 1.5 - 2.5 mm ²	50	165
730	■	Insl. receptacle 6.3 x 0.8 mm, 1.5 - 2.5 mm ²	50	161
6505	■	Insl. solderless terminal M5, 4 - 6 mm ²	20	156
6506	■	Insl. solderless terminal M6, 4 - 6 mm ²	20	156
700	■	Insl. butt connector, 4 - 6 mm ²	20	165
715	■	Insl. pin terminal, 0.1 - 0.4 mm ² , 26 mm	20	158
620C4	■	Insl. solderless terminal M4, 0.5 - 1 mm ²	20	157
630C4	■	Insl. solderless terminal M4, 1.5 - 2.5 mm ²	20	157
705	■	Insl. pin terminal, 0.5 - 1 mm ² , 22 mm	20	158
710	■	Insl. pin terminal, 1.5 - 2.5 mm ² , 23 mm	20	158

SK 82 S Assortment box from plastic with insl. cable connections and crimping tool



- ▶ The exact-shaped foam inlays of the case prevent the contents slipping even with severe impacts

Item	Part No.			
Plastic assortment box with insl. cable connections and crimping tool	SK82S			
Scope of supply	Colour	Description	Quantity	Page
K82A		Crimping tool for insulated cable connections 0.5 - 6 mm ²	1	222
6204	■	Insl. solderless terminal M4, 0.5 - 1 mm ²	20	156
6205	■	Insl. solderless terminal M5, 0.5 - 1 mm ²	20	156
670	■	Insl. butt connector, 0.5 - 1 mm ²	20	165
720	■	Insl. receptacle 6.3 x 0.8 mm, 0.5 - 1 mm ²	20	161
6304	■	Insl. solderless terminal M4, 1.5 - 2.5 mm ²	20	156
680	■	Insl. butt connector, 1.5 - 2.5 mm ²	20	165
730	■	Insl. receptacle 6.3 x 0.8 mm, 1.5 - 2.5 mm ²	20	161
6305	■	Insl. solderless terminal M5, 1.5 - 2.5 mm ²	20	156



SK 30 L Steel carrying case



▶ Hammer-tone finished assortment box

Characteristics

- 4 small and 1 large additional compartments with lock

Suitable for

- For optional storage of crimping tools type K1, K4, K46 and K48

Item	Dimension mm	Weight kg	Part No.
Steel carrying case	200 x 140 x 40	1.2	SK30L

SK 32 L Steel carrying case



▶ Hammer-tone finished assortment box

Characteristics


- 8 small and 1 large additional compartments with lock

Suitable for

- For optional storage of crimping tools type K3 and K35

Item	Dimension mm	Weight kg	Part No.
Steel carrying case	285 x 155 x 45	1.3	SK32L

SK 4 L Steel carrying case



▶ Hammer-tone finished assortment box

Characteristics

- 6 small and 1 large additional compartments with lock

Suitable for

- For optional storage of crimping tools type K02, K2, K16, K25, K28 and K29

Item	Dimension mm	Weight kg	Part No.
Steel carrying case	370 x 160 x 40	1.4	SK4L

SK 43 L Steel carrying case



▶ Hammer-tone finished assortment box

Characteristics

- 8 small and 2 large additional compartments with lock

Suitable for

- For storage of crimping tool K 32 and wire stripper K 41

Item	Dimension mm	Weight kg	Part No.
Steel carrying case	370 x 210 x 40	1.9	SK43L

MK 55 Steel carrying case



▶ Hammer-tone finished assortment box

Characteristics

- 8 small and 1 large additional compartments with lock

Suitable for

- For storage of 8 pairs of dies and crimping tool K50

Item	Dimension mm	Weight kg	Part No.
Steel carrying case	245 x 130 x 37	0.7	MK55

MK 210 L Steel carrying case



▶ Hammer-tone finished assortment box

Characteristics


- 4 small and 1 large additional compartments with lock

Suitable for

- For storage of crimping tools K 10 or K 82

Item	Dimension mm	Weight kg	Part No.
Steel carrying case	250 x 155 x 40	1.0	MK210L

MK 220 L Steel carrying case



▶ Hammer-tone finished assortment box

Characteristics

- 8 small and 1 large additional compartments with lock

Suitable for

- For storage of crimping tools K 10 or K 82

Item	Dimension mm	Weight kg	Part No.
Steel carrying case	370 x 160 x 40	1.4	MK220L

MK 230 L Steel carrying case



▶ Hammer-tone finished assortment box

Characteristics

- 19 small and 1 large additional compartments with lock and handle

Suitable for

- For storage of crimping tools K 10 or K 82

Item	Dimension mm	Weight kg	Part No.
Steel carrying case	366 x 230 x 51	2.4	MK230L



SK 65 L Steel carrying case



▶ Hammer-tone finished assortment box

Characteristics

- 12 small and 1 large additional compartments with lock and handle

Suitable for

- For storage of crimping tools type K 05, K 05 BC, K 35/4

Item	Dimension mm	Weight kg	Part No.
Steel carrying case	400 x 250 x 50	2.3	SK65L

MK 18 Steel carrying case



▶ Hammer-tone finished assortment box

Characteristics

- 34 small and 1 large additional compartments with lock and handle

Suitable for

- For storage of 34 pairs of dies and crimping tool K 18

Item	Dimension mm	Weight kg	Part No.
Steel carrying case	605 x 300 x 50	4.6	MK18

MK 22 Steel carrying case



▶ Hammer-tone finished assortment box

Characteristics

- 17 small and 1 large additional compartments with lock and handle

Suitable for

- For storage of 17 pairs of dies and crimping tool K 22

Item	Dimension mm	Weight kg	Part No.
Steel carrying case	600 x 220 x 65	3.5	MK22

KKPE Plastic case



Characteristics

- With lock and handle

Suitable for

- For storing complete crimping die sets

Item	Part No.
Plastic case	KKPE
Plastic case	KKPEH25
Plastic case for crimping dies of series 13	KKPE13

MK/KP 1 Plastic case



Characteristics

- With lock and handle

Suitable for

- For storage of crimping tools KP1 and KP1L and 10 crimping heads of the Klauke Pro Series

Item	Dimension mm	Weight kg	Part No.
Plastic case	395 x 295 x 106	1.0	MKKP1

MKU Steel carrying case with wheels



▶ Hammer-tone finished assortment box

Characteristics

- With additional compartment for dies with lock and handle

Suitable for

- For storage of hydraulic crimping tools HK12/2, HK25/2 or HK45

Item	Dimension mm	Weight kg	Part No.
Steel carrying case	810 x 310 x 210	10.0	MKU

TT2 Carrying case



Suitable for

- For storing all crimping and cutting heads (excluding SDK 105, SDK 120 and PK1000)

Item	Weight kg	Part No.
Carrying bag	0.48	TT2


TT4 Carrying case



Suitable for

- For storage of cutting heads SDK 105 and SDK 120

Item	Weight kg	Part No.
Carrying bag	0.73	TT4





SYSTEMATIC ORDER - L-BOXX FROM BS SYSTEMS

We must have order, especially when on the go. L-Boxx from BS Systems is a well thought out arrangement system for safely transporting your Klauke tool and connectors no matter what. Klauke products are safely stowed in the L-Boxx - matched to your individual equipment. Keep the overview!



In brief

- ▶ Available in various sizes
- ▶ Maximum protection due to shock and impact resistant materials
- ▶ Easy to transport with practical handle on the cover and the sides
- ▶ Simple stacking of several boxes thanks to click system

▶ **Large or small?**

The L-Boxx provides the right tool every time. Select what you need from the broad range of sizes. The boxes are always shock and impact resistant and can be stacked without risk of slipping due to a click system.

- Available in various sizes
- Shock and impact resistant
- Easy to transport with practical handles on the cover and on the sides
- Safe transportation and storage due to click system



▶ **Everything practically packed**

The L-Box doesn't just stow your tools - they also assign them exactly the right storage location. Trust in our Klauke system of pre-stocked boxes for various applications.

- Pre-stocked boxes equipped to your needs
- Choice for differing areas of applications
- Everything to hand in one box

▶ **Sorted on the go**

Do you need your toolboxes on the go? With the TÜV-tested Sortimo vehicle equipment, all Klauke tools and ranges can be systematically and safely transported in L-Boxxes.

- Quickly located thanks to the Sortimo system overview
- Avoid injury by securing the boxes against accidents and braking actions
- Short searching time for efficient operations



L-BOXX 65B from plastic with standard equipment for electrical installations



► Comprehensive equipment for conductor preparation, comprising cable cutter, cable knife, crimping tool and connectors

Characteristics

- Manufactured from shock and impact resistant ABS plastic, very robust, 100 kg capacity
- Stackable using an Easy-Click system, which allows easy opening and closing

Item	Dimension mm	Part No.
L-BOXX from plastic with standard equipment for electrical installations	442 x 357 x 117	LBOXX65B

Scope of supply	Description	Quantity	Page
K05	Crimping tool for tubular cable lugs and connectors, standard type 6 - 50 mm ²	1	235
K100	Hand-operated cutting tool for Cu and Al cables to 14 mm dia.	1	364
KL740416	Cable knife, without blade 4 - 16 mm dia.	1	547
1R6	Tubular cable lug without inspection hole, 6 mm ² , M6, Cu tinned	25	14
1R8	Tubular cable lug without inspection hole, 6 mm ² , M8, Cu tinned	25	14
2R6	Tubular cable lug without inspection hole, 10 mm ² , M6, Cu tinned	25	14
2R8	Tubular cable lug without inspection hole, 10 mm ² , M8, Cu tinned	25	14
3R10	Tubular cable lug without inspection hole, 16 mm ² , M10, Cu tinned	25	14
4R8	Tubular cable lug without inspection hole, 25 mm ² , M8, Cu tinned	20	14
4R10	Tubular cable lug without inspection hole, 25 mm ² , M10, Cu tinned	20	14
5R8	Tubular cable lug without inspection hole, 35 mm ² , M8, Cu tinned	20	14
5R10	Tubular cable lug without inspection hole, 35 mm ² , M10, Cu tinned	20	14
6R10	Tubular cable lug without inspection hole, 50 mm ² , M10, Cu tinned	15	15
LBOXX102LFG	L-BOXX with front handle	1	



L-BOXX 50B from plastic with standard equipment for electrical installations



► Comprehensive equipment for conductor preparation, comprising cable cutter, cable knife, crimping tool and connectors

Characteristics

- Manufactured from shock and impact resistant ABS plastic, very robust, 100 kg capacity
- Stackable using an Easy-Click system, which allows easy opening and closing

Item	Dimension mm	Part No.
L-BOXX from plastic with standard equipment for electrical installations	442 x 357 x 117	LBOXX65B

Scope of supply	Description	Quantity	Page
K05D	Crimping tool for compression cable lugs and connectors (DIN 46235 / DIN 46267, Part 1) 6 - 50 mm ²	1	235
K100	Hand-operated cutting tool for Cu and Al cables to 14 mm dia.	1	364
KL740416	Cable knife, without blade 4 - 16 mm dia.	1	547
101R6	Compression cable lug, DIN 46235, 6 mm ² , M6, Cu tinned	25	14
101R8	Compression cable lug, 6 mm ² , M8, Cu tinned	25	14
102R6	Compression cable lug, DIN 46235, 10 mm ² , M6, Cu tinned	25	14
102R8	Compression cable lug, 10 mm ² , M8, Cu tinned	25	14
103R10	Compression cable lug, DIN 46235, 16 mm ² , M10, Cu tinned	25	14
104R8	Compression cable lug, DIN 46235, 25 mm ² , M8, Cu tinned	20	14
104R10	Compression cable lug, DIN 46235, 25 mm ² , M10, Cu tinned	20	14
105R8	Compression cable lug, DIN 46235, 35 mm ² , M8, Cu tinned	15	14
106R8	Compression cable lug, DIN 46235, 50 mm ² , M8, Cu tinned	10	14
106R10	Compression cable lug, DIN 46235, 50 mm ² , M10, Cu tinned	10	15
LBOXX102LFG	L-BOXX with front handle	1	

L-BOXX 65BCB from plastic with blue connection® - equipment



► Extensive equipment based on the blue connection® product line, including crimping tool, cutting tool and cable knife

Characteristics

- Manufactured from shock and impact resistant ABS plastic, very robust, 100 kg capacity
- Stackable using an Easy-Click system, which allows easy opening and closing

Item	Dimension mm	Part No.	
L-BOXX from plastic with blue connection® equipment	442 x 357 x 117	LBOXX65BCB	
Scope of supply	Description	Quantity	Page
K05BC	Crimping tool for tubular cable lugs and connectors, blue connection® 6 - 50 mm ²	1	234
K100	Hand-operated cutting tool for Cu and Al cables to 14 mm dia.	1	364
KL740416	Cable knife, without blade 4 - 16 mm dia.	1	547
6B6	Tubular cable lugs, blue connection®, 6 mm ² , M6, Cu	25	28
6B8	Tubular cable lugs, blue connection®, 6 mm ² , M8, Cu	25	28
10B6	Tubular cable lugs, blue connection®, 10 mm ² , M6, Cu	25	28
10B8	Tubular cable lugs, blue connection®, 10 mm ² , M8, Cu	25	28
16B10	Tubular cable lugs, blue connection®, 16 mm ² , M10, Cu	25	28
25B8	Tubular cable lugs, blue connection®, 25 mm ² , M8, Cu	20	28
25B10	Tubular cable lugs, blue connection®, 25 mm ² , M10, Cu	20	28
35B8	Tubular cable lugs, blue connection®, 35 mm ² , M8, Cu	20	28
35B10	Tubular cable lugs, blue connection®, 35 mm ² , M10, Cu	20	28
50B10	Tubular cable lugs, blue connection®, 50 mm ² , M10, Cu	20	28
LBOXX102LFG	L-BOXX with front handle	1	



L-BOXX 230 B from plastic with standard equipment for electrical installations



Item	Dimension mm	Part No.		
L-BOXX from plastic with standard equipment for electrical installations	442 x 357 x 117	LBOXX230B		
Scope of supply	Colour	Description	Quantity	Page
K432		Automatic wire stripper K43/2 0.02 - 10 mm ²	1	545
K507		Crimping tool with replaceable dies	1	243
720	■	Insl. receptacle 6.3 x 0.8 mm, 0.5 - 1 mm ²	50	161
730	■	Insl. receptacle 6.3 x 0.8 mm, 1.5 - 2.5 mm ²	50	161
820	■	Insl. tab 6.3 x 0.8 mm, 0.5 - 1 mm ²	50	164
830	■	Insl. tab 6.3 x 0.8 mm, 1.5 - 2.5 mm ²	50	164
6204	■	Insl. solderless terminal M4, 0.5 - 1 mm ²	50	156
6305	■	Insl. solderless terminal M5, 1.5 - 2.5 mm ²	50	156
6506	■	Insl. solderless terminal M6, 4 - 6 mm ²	50	156
670	■	Insl. butt connector, 0.5 - 1 mm ²	50	165
680	■	Insl. butt connector, 1.5 - 2.5 mm ²	50	165
700	■	Insl. butt connector, 4 - 6 mm ²	25	165
1652C5		Solderless terminals 10 mm ² , M5	50	78
1652C6		Solderless terminals 10 mm ² , M6	50	78
4708	■	Insl. cable end-sleeve, 0.75 mm ² , 14 mm	400	141
4718	■	Insl. cable end-sleeve, 1 mm ² , 14 mm	400	141
4728	■	Insl. cable end-sleeve, 1.5 mm ² , 14 mm	400	141
4738	■	Insl. cable end-sleeve, 2.5 mm ² , 14 mm	200	141
47410	■	Insl. cable end-sleeve, 4 mm ² , 17 mm	100	141
47512	■	Insl. cable end-sleeve, 6 mm ² , 20 mm	100	141
47612	■	Insl. cable end-sleeve, 10 mm ² , 22 mm	100	141
LBOXX102LFG		L-BOXX with front handle	1	

L-BOXX Mini from plastic with crimping tool and insl. cable end-sleeves 0.5-16 mm²



Item	Part No.			
L-BOXX from plastic with crimping tool and cable end-sleeves 0.5 - 16 mm ²	LBOXXMINIK3			
Scope of supply	Colour	Description	Quantity	Page
K3		Crimping tool for cable end-sleeves 0.5 - 16 mm ²	1	211
K118		Hand-operated cutting tool for Cu and Al cables to 12 mm dia.	1	364
4728	■	Insl. cable end-sleeve, 1.5 mm ² , 14 mm	100	141
47312	■	Insl. cable end-sleeve, 2.5 mm ² , 18 mm	100	141
47412	■	Insl. cable end-sleeve, 4 mm ² , 20 mm	50	141
47512	■	Insl. cable end-sleeve, 6 mm ² , 20 mm	50	141
47612	■	Insl. cable end-sleeve, 10 mm ² , 22 mm	30	141
LBOXXMINIL		L-BOXX "Mini"	1	

L-BOXX Mini from plastic with crimping tool and insl. cable end-sleeves 1.5 - 10 mm²



Item		Part No.		
L-BOXX from plastic with crimping tool and insl. cable end-sleeves 1.5 - 10 mm ²		LBOXXMINIK306K		
Scope of supply	Colour	Description	Quantity	Page
K306K		Crimping tool for cable end-sleeves and twin cable end-sleeves 0.08 - 16 mm ²	1	217
K118		Hand-operated cutting tool for Cu and Al cables to 12 mm dia.	1	364
4728	■	Insl. cable end-sleeve, 1.5 mm ² , 14 mm	100	141
47312	■	Insl. cable end-sleeve, 2.5 mm ² , 18 mm	100	141
47412	■	Insl. cable end-sleeve, 4 mm ² , 20 mm	50	141
47512	■	Insl. cable end-sleeve, 6 mm ² , 20 mm	50	141
47612	■	Insl. cable end-sleeve, 10 mm ² , 22 mm	30	141
LBOXXMINIL		L-BOXX "Mini"	1	

L-BOXX Mini from plastic with crimping tool and insl. cable end-sleeves 1.5 - 10 mm²



Item		Part No.		
L-BOXX from plastic with crimping tool and insl. cable end-sleeves 1.5 - 10 mm ²		LBOXXMINIK304K		
Scope of supply	Colour	Description	Quantity	Page
K304K		K 30/4 K crimping tool for cable end-sleeves 0.08 to 16 mm ² and twin cable end-sleeves 2 x 0,5 - 2 x 6 mm ²	1	217
K118		Hand-operated cutting tool for Cu and Al cables to 12 mm dia.	1	364
4728	■	Insl. cable end-sleeve, 1.5 mm ² , 14 mm	100	141
47312	■	Insl. cable end-sleeve, 2.5 mm ² , 18 mm	100	141
47412	■	Insl. cable end-sleeve, 4 mm ² , 20 mm	50	141
47512	■	Insl. cable end-sleeve, 6 mm ² , 20 mm	50	141
47612	■	Insl. cable end-sleeve, 10 mm ² , 22 mm	30	141
LBOXXMINIL		L-BOXX "Mini"	1	

L-BOXX Mini from plastic with crimping tool and insl. cable end-sleeves 1.5 - 10 mm²



Item		Part No.		
L-BOXX from plastic with crimping tool and insl. cable end-sleeves 1.5 - 10 mm ²		LBOXXMINIK3014K		
Scope of supply	Colour	Description	Quantity	Page
K3014K		Crimping tool for cable end-sleeves and twin cable end-sleeves 0.14 - 10 mm ²	1	218
K118		Hand-operated cutting tool for Cu and Al cables to 12 mm dia.	1	364
4728	■	Insl. cable end-sleeve, 1.5 mm ² , 14 mm	100	141
47312	■	Insl. cable end-sleeve, 2.5 mm ² , 18 mm	100	141
47412	■	Insl. cable end-sleeve, 4 mm ² , 20 mm	50	141
47512	■	Insl. cable end-sleeve, 6 mm ² , 20 mm	50	141
47612	■	Insl. cable end-sleeve, 10 mm ² , 22 mm	30	141
LBOXXMINIL		L-BOXX "Mini"	1	



L-BOXXes with the new battery powered tools of the NEXT GENERATION

**NEXT
GENERATION**



NEW

This is just a small extract of our range. If you need a different combination, contact us.

Bosch battery

Tool	Crimping	Cutting	Punching	Part No.
EK 35/4	6 - 150 mm ²			LBOXXEK354CFB
EK 50/5	6 - 240 mm ²			LBOXXEK505CFB
EK 50/18	6 - 185 mm ²			LBOXXEK5018CFB
EKM 60/22	6 - 300 mm ²			LBOXXEKM6022CFB
EKM 60 ID	10 - 240 mm ²			LBOXXEKM60IDCFB
ES 20		max. 20 mm dia.		LBOXXES20CFB
ES 32 F		max. 32 mm dia.		LBOXXES32FCFB
ES 32		max. 32 mm dia.		LBOXXES32CFB
EKM 60 UNV	6 - 300 mm ²	max. 25 mm dia.	round/shape	LBOXXEKM60UNVCFB
LS 50 FLEX			round/shape	LBOXXLS50FLEXCFB

Makita battery

Tool	Crimping	Cutting	Punching	Part No.
EK 35/4	6 - 150 mm ²			LBOXXEK354CFM
EK 50/5	6 - 240 mm ²			LBOXXEK505CFM
EK 50/18	6 - 185 mm ²			LBOXXEK5018CFM
EKM 60/22	6 - 300 mm ²			LBOXXEKM6022CFM
EKM 60 ID	10 - 240 mm ²			LBOXXEKM60IDCFM
ES 20		max. 20 mm dia.		LBOXXES20CFM
ES 32 F		max. 32 mm dia.		LBOXXES32FCFM
ES 32		max. 32 mm dia.		LBOXXES32CFM
EKM 60 UNV	6 - 300 mm ²	max. 25 mm dia.	round/shape	LBOXXEKM60UNVCFM
LS 50 FLEX			round/shape	LBOXXLS50FLEXCFM

Crimping & cutting

(shown is the scope of supply with Bosch battery)



Part No.	Scope of supply	LBOXX-								
		EK354	EK505	EK5018	EKM6022	EKM60ID	ES20	ES32	ES32F	EKM60UNV
RALB1EU	Bosch battery 18 V / 2.0 Ah, Li-Ion	•	•	•	•	•	•	•	•	•
LGLB1EU	Bosch charger for 18 V Li-Ion batteries	•	•	•	•	•	•	•	•	•
UA22	Adapter for crimping dies									•
LBOXX136LFG	L-BOXX (W/D/H: 442 x 357 x 151 mm)	•	•	•	•	•	•	•	•	•

Punching

(shown is the scope of supply with Bosch battery)



LBOXXLS50FLEX								
Part No.	RALB2EU	LGLB1EU	50318721	50032488	52049371	51300430	50339672	LBOXX136GL
Scope of supply	Bosch battery 18 V / 5.0 Ah, Li-Ion	Bosch charger for 18 V Li-Ion batteries	Draw stud for hydraulic operation 19 x 105 mm	Spacer, short	HSS Co5 step bit	Draw stud for punch with hydraulic operation 9.5 x 71 mm	Adapter 19 x 48 mm with internal thread 9.5 mm	L-BOXX (W/D/H: 442 x 357 x 151 mm)

PERFECT CRIMPED CONNECTIONS FOR SURE.

Klauke crimping tools give you peace of mind for optimum processing. The right crimping tool achieves connections that satisfy even the toughest requirements.






Crimping

Mechanical crimping tools	208
Mechanical crimping tools	210
Mechanical crimping tools with interchangeable dies	240
Electromechanical crimping tool	253
Battery powered crimping tool	257
10.8 V - base	257
18 V - base	264
Battery powered universal tools	288
Hand-operated hydraulic crimping tools	291
Hydraulic crimping heads and crimping systems	305
Hydraulic crimping heads	306
Hydraulic crimping systems	320
Crimping dies	324
Series 50	326
Series 4	328
Series 5	333
Series 18	337
Series 22	341
Series 13	347
Series 15	352
Series 25	353
Series 45	358
Series 100	359



FULL FORCE TRANSMISSION - MECHANICAL CRIMPING TOOLS

Less force is more. Klauke crimping tools were developed specifically to make your work faster, more precise and simpler. Ergonomic handles ensure the right grip, improved lever effects provide a manual actuation that transmits your force exactly where it's needed: With 33 % less effort.



In brief

- ▶ Effortless operation due to a third less force
- ▶ Exact crimping with precise actuation
- ▶ Reliable assignment through clear marking of the crimping profiles
- ▶ Durable material
- ▶ Individually selectable crimping profiles from 0.08 mm² to 400 mm²

**► Developed for a broad range of applications**

To ensure efficient crimps, a good tool needs optimum force transmission and high-quality materials. So we developed our mechanical series to make your work easier. These function make the difference especially with frequent use.

- Crimping profiles with nominal cross-sections from 0.08 mm² to 400 mm²
- High-quality steel for long service life
- Best possible force transmission: Up to 33 % less effort
- Optimum crimp results with integrated ratchet
- Ergonomic design for fast and effortless operations





K 4 Crimping tool for cable end-sleeves 0.5 - 2.5 mm²



- ▶ Indent crimping for round clamp opening
- ▶ Simple and quick due to spring-actuated tool opening

Characteristics

- One crimp profile per cross-section
- Lateral insertion (side crimping)
- Simple and safe: Exact cross-section assignment thanks to permanent marking on the crimping tool
- Optimum handling due to ergonomically-shaped handle

Technical data

Crimping range	0.5 - 2.5 mm ²
Length	150 mm
Weight	0.16 kg

Item	Part No.	
Crimping tool for cable end-sleeves 0.5 - 2.5 mm ²	K4	
Accessories	Part No.	Page
Steel carrying case	SK30L	193

K 46 Crimping tool for cable end-sleeves 1.5 - 6 mm²



- ▶ Indent crimping for round clamp opening
- ▶ Simple and quick due to spring-actuated tool opening

Characteristics

- One crimp profile per cross-section
- Lateral insertion (side crimping)
- Simple and safe: Exact cross-section assignment thanks to permanent marking on the crimping tool
- Optimum handling due to ergonomically-shaped handle

Technical data

Crimping range	1.5 - 6 mm ²
Length	150 mm
Weight	0.16 kg

Item	Part No.	
Crimping tool for cable end-sleeves 1.5 - 6 mm ²	K46	
Accessories	Part No.	Page
Steel carrying case	SK30L	193



K 3 Crimping tool for cable end-sleeves 0.5 - 16 mm²



- ▶ Indent crimping for round clamp opening
- ▶ With wire cutter

Characteristics

- Optimum handling due to ergonomically-shaped handle
- Optimised crimp range (up to 3-times wider than before)
- Lateral insertion (side crimping)
- Simple and safe: Exact cross-section assignment thanks to permanent marking on the crimping tool
- Integrated cable stripper

Technical data

Crimping range	0.5 - 16 mm ²
Length	230 mm
Weight	0.35 kg

Item	Part No.	
Crimping tool for cable end-sleeves 0.5 - 16 mm ²	K3	
Accessories	Part No.	Page
Steel carrying case	SK32L	193
Variants	Part No.	Page
L-BOXX from plastic with crimping tool and cable end-sleeves 0.5 - 16 mm ²	LBOXXMINIK3	203

K 35 Crimping tool for cable end-sleeves 10 - 35 mm²



- ▶ Indent crimping for round clamp opening
- ▶ For large cross-sections to 35 mm²

Characteristics

- One crimp profile per cross-section
- Lateral insertion (side crimping)
- Simple and safe: Exact cross-section assignment thanks to permanent marking on the crimping tool
- Optimum handling due to ergonomically-shaped handle

Technical data

Crimping range	10 - 35 mm ²
Length	230 mm
Weight	0.24 kg

Item	Part No.	
Crimping tool for cable end-sleeves 10 - 35 mm ²	K35	
Accessories	Part No.	Page
Steel carrying case	SK32L	193



K 1 Crimping tool for cable end-sleeves 0.14 - 2.5 mm²



- ▶ Trapezoid crimping suitable for box terminals
- ▶ Quick repetition of work steps due to spring-actuated tool opening
- ▶ With wire stripping and cutting tool

Characteristics

- One crimp profile per cross-section
- Lateral insertion (side crimping)
- Simple and safe: Exact cross-section assignment thanks to permanent marking on the crimping tool
- Optimum handling due to ergonomically-shaped handle
- Interchangeable stripping blades

Technical data		
Crimping range	0.14 - 2.5 mm ²	
Length	175 mm	
Weight	0.19 kg	
Item	Part No.	
Crimping tool for cable end-sleeves 0.14 - 2.5 mm ²	K1	
Accessories	Part No.	Page
Steel carrying case	SK30L	193

K 48 Crimping tool for cable end-sleeves 0.14 - 2.5 mm²



- ▶ Trapezoid crimping suitable for box terminals
- ▶ Quick repetition of work steps due to spring-actuated tool opening

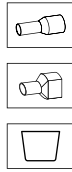
Characteristics

- One crimp profile per cross-section
- Lateral insertion (side crimping)
- Simple and safe: Exact cross-section assignment thanks to permanent marking on the crimping tool
- Optimum handling due to ergonomically-shaped handle

Technical data		
Crimping range	0.14 - 2.5 mm ²	
Length	150 mm	
Weight	0.16 kg	
Item	Part No.	
Crimping tool for cable end-sleeves 0.14 - 2.5 mm ²	K48	
Accessories	Part No.	Page
Steel carrying case	SK30L	193



K 36 Crimping tool for cable end-sleeves and twin cable end-sleeves 0.5 - 6 mm²



- ▶ Two crimping profiles with the cross-section areas 0.5 - 2.5 mm² and 4 - 6 mm²
- ▶ Quick repetition of work steps due to spring-actuated tool opening

Characteristics

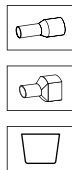
- Front sleeve insertion (front crimping)
- Ergonomically-designed handle with slip guard

Technical data

Crimping range	0.5 - 6 mm ²
Cable end-sleeves	0.5 - 2.5 and 4 - 6 mm ²
Twin cable end-sleeves	2 x 0.25 - 2 x 1.5 and 2 x 2.5 - 2x4 mm ²
Length	200 mm
Weight	0.22 kg

Item	Part No.	
Crimping tool for cable end-sleeves 0.5 - 6 mm ² and twin cable end-sleeves 2 x 0.25 - 2 x 1.5 and 2 x 2.5 - 2 x 4 mm ²	K36	
Accessories	Part No.	Page
Steel carrying case	SK32L	193

K 32 Crimping tool for cable end-sleeves and twin cable end-sleeves 0.14 - 6 mm²



- ▶ Trapezoid crimping suitable for box terminals
- ▶ One crimping profile for cross-sections from 0.14 - 6 mm² due to automatic cross-section adjustment
- ▶ Quick repetition of work steps due to spring-actuated tool opening

Characteristics

- With ratchet for consistently-controlled crimp results
- Front sleeve insertion (front crimping)
- Optimum handling due to ergonomically-shaped handle
- Handle with slip guard and inscription panel

Technical data

Crimping range	0.14 - 6 mm ²
Cable end-sleeves	0.14 - 6 mm ²
Twin cable end-sleeves	2 x 0.25 - 2 x 2.5 mm ²
Length	210 mm
Weight	0.35 kg

Item	Part No.	
Crimping tool for cable end-sleeves 0.14 - 6 mm ² and twin cable end-sleeves 2 x 0.5 - 2 x 2.5 mm ²	K32	
Accessories	Part No.	Page
Steel carrying case	SK43L	193



K 34 Crimping tool for cable end-sleeves and twin cable end-sleeves 6 - 16 mm²



- ▶ Trapezoid crimping suitable for box terminals
- ▶ Quick repetition of work steps due to spring-actuated tool opening
- ▶ One crimping profile for cross-sections from 6 - 16 mm² due to automatic cross-section adjustment

Characteristics

- With ratchet for consistently-controlled crimp results
- Front sleeve insertion (front crimping)
- Handle with slip guard and inscription panel

Technical data		
Crimping range	6 - 16 mm ²	
Cable end-sleeves	6 - 16 mm ²	
Twin cable end-sleeves	2 x 4 - 2 x 6 mm ²	
Length	210 mm	
Weight	0.5 kg	
Item	Part No.	
Crimping tool for cable end-sleeves 6 - 16 mm ² and twin cable end-sleeves 2 x 4 - 2 x 6 mm ²	K34	
Accessories	Part No.	Page
Steel carrying case	SK43L	193

K 37 Crimping tool for cable end-sleeves 0.14 - 6 mm²



- ▶ Trapezoid crimping suitable for box terminals
- ▶ Tool pre-tensioning adjustable

Characteristics

- Adjusting disc for compensating for the natural tool wear
- One crimp profile per cross-section
- With ratchet for consistently-controlled crimp results
- Lateral insertion (side crimping)
- Simple and safe: Exact cross-section assignment thanks to permanent marking on the crimping tool

Technical data		
Crimping range	0.14 - 6 mm ²	
Length	200 mm	
Weight	0.36 kg	
Item	Part No.	
Crimping tool for cable end-sleeves 0.14 - 6 mm ²	K37	
Accessories	Part No.	Page
Steel carrying case	SK43L	193



K 39 Crimping tool for cable end-sleeves 10 - 25 mm²



- ▶ Trapezoid crimping suitable for box terminals
- ▶ Sustainable crimps due to adjustable tool pre-tensioning

Characteristics

- Adjusting disc for compensating for the natural tool wear
- One crimp profile per cross-section
- With ratchet for consistently-controlled crimp results
- Lateral insertion (side crimping)
- Simple and safe: Exact cross-section assignment thanks to permanent marking on the crimping tool

Technical data		
Crimping range	10 - 25 mm ²	
Length	200 mm	
Weight	0.36 kg	
Item	Part No.	
Crimping tool for cable end-sleeves 10 - 25 mm ²	K39	
Accessories	Part No.	Page
Steel carrying case	SK43L	193

K 38/2 Crimping tool for cable end-sleeves and twin cable end-sleeves 0.5 - 6 mm²



- ▶ Square crimping suitable for box terminals and spring clamp technology
- ▶ Adjusting disc to compensate for the natural tool wear
- ▶ One crimping profile for cross-sections from 0.5 - 6 mm² due to automatic cross-section adjustment

Characteristics

- Accurate drive
- With ratchet for consistently-controlled crimp results
- Front sleeve insertion (front crimping)

Technical data		
Crimping range	0.5 - 6 mm ²	
Cable end-sleeves	0.5 - 6 mm ²	
Twin cable end-sleeves	2 x 0.25 - 2 x 2.5 mm ²	
Length	190 mm	
Weight	0.3 kg	
Item	Part No.	
Crimping tool for cable end-sleeves and twin cable end-sleeves 0.5 - 6 mm ²	K382	
Accessories	Part No.	Page
Steel carrying case	SK43L	193



K 38 ERGO Crimping tool for cable end-sleeves and twin cable end-sleeves 0.25 - 6 mm²



- ▶ Square crimping suitable for box terminals and spring clamp technology
- ▶ Ergonomic design
- ▶ Low manual crimping force

Characteristics

- Precise drive with ratchet for consistently-controlled crimp results
- Front sleeve insertion (front crimping)
- Reduced space requirement for processing
- Automatic cross-section range adjustment from 0.25 - 6 mm²
- Max. length of cable end-sleeves to be crimped 18 mm, from 12 mm in two stages

Technical data		
Crimping range	0.25 - 6 mm ²	
Cable end-sleeves	0.25 - 6 mm ²	
Twin cable end-sleeves	2 x 0.25 - 2 x 2.5 mm ²	
Length	160 mm	
Weight	0.4 kg	
Item	Part No.	
Crimping tool for cable end-sleeves and twin cable end-sleeves 0.25 - 6 mm ²	K38ERGO	
Variants	Part No.	Page
Plastic case with cable end-sleeves, twin cable end-sleeves and crimping tool	K38ERGOSET	

K 38 ERGO SET Plastic case with cable end-sleeves, twin cable end-sleeves and crimping tool



- ▶ Square crimping suitable for box terminals and spring clamp technology
- ▶ Ergonomic design
- ▶ Low manual crimping force
- ▶ Plastic tool case

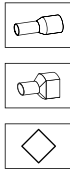
Characteristics

- Precise drive with ratchet for consistently-controlled crimp results
- Front sleeve insertion (front crimping)
- Reduced space requirement for processing
- Automatic cross-section range adjustment from 0.25 - 6 mm²
- Max. length of cable end-sleeves to be crimped 18 mm, from 12 mm in two stages

Technical data				
Crimping range	0.25 - 6 mm ²			
Cable end-sleeves	0.25 - 6 mm ²			
Twin cable end-sleeves	2 x 0.25 - 2 x 2.5 mm ²			
Dimensions	235 x 180 x 50 mm			
Length	160 mm			
Weight	0.74 kg			
Item	Part No.			
Plastic case with cable end-sleeves, twin cable end-sleeves and crimping tool	K38ERGOSET			
Scope of supply	Colour	Part No.	Quantity	Page
Crimping tool for cable end-sleeves and twin cable end-sleeves 0.25 - 6 mm ²		K38ERGO	1	216
Insl. cable end-sleeve, 0.5 mm ²		4698	100	141
Insl. cable end-sleeve, 0.75 mm ²		4708	100	141
Insl. cable end-sleeve, 1 mm ²		4718	100	141
Insl. cable end-sleeve, 1.5 mm ²		4728	100	141



K 30/3 Crimping tool for cable end-sleeves and twin cable end-sleeves 0.08 - 10 mm²



► Square crimping suitable for box terminals and spring clamp technology

Characteristics

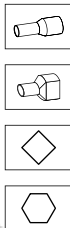
- One crimping profile for cross-sections from 0.08-16 mm² due to automatic cross-section adjustment
- With ratchet for consistently-controlled crimp results
- Lateral insertion (side crimping)
- Handle with slip guard and inscription panel

Technical data

Crimping range	0.08 - 10 mm ²
Cable end-sleeves	0.08 - 10 mm ²
Twin cable end-sleeves	2 x 0.25 - 2 x 4 mm ²
Length	190 mm
Weight	0.3 kg

Item	Part No.	
Crimping tool for cable end-sleeves and twin cable end-sleeves 0.08 - 10 mm ²	K303	
Accessories	Part No.	Page
Steel carrying case	SK30L	193

Crimping tools for cable end-sleeves and twin cable end-sleeves 0.08 - 16 mm²



- Square crimping K 30/4 K
- Hexagonal crimping K 30/6 K

Characteristics

- One crimping profile for cross-sections from 0.08-16 mm² due to automatic cross-section adjustment
- With ratchet for consistently-controlled crimp results
- Lateral insertion (side crimping)
- Positioner for small cable end-sleeves
- Handle with slip guard and inscription panel

Technical data

Crimping range	0.08 - 16 mm ²
Cable end-sleeves	0.08 - 16 mm ²
Twin cable end-sleeves	K30/4 K: 2 x 0.5 - 2 x 6 mm ² , K30/6 K: 2 x 0.5 - 2 x 10 mm ²
Length	215 mm
Weight	0.5 kg

Item	Part No.	
Crimping tool for cable end-sleeves and twin cable end-sleeves 0.08 - 16 mm ² , square crimping	K304K	
Crimping tool for cable end-sleeves and twin cable end-sleeves 0.08 - 16 mm ² , hexagonal crimping	K306K	
Accessories	Part No.	Page
Steel carrying case	SK30L	193
Variants	Part No.	Page
L-BOXX from plastic with crimping tool and incl. cable end-sleeves 1.5 - 10 mm ²	LBOXXMINIK304K	204
L-BOXX from plastic with crimping tool and incl. cable end-sleeves 1.5 - 10 mm ²	LBOXXMINIK306K	204



K 301/4 K Crimping tool for cable end-sleeves and twin cable end-sleeves 0.14 - 10 mm² **NEW**



- ▶ Square crimping
- ▶ Very light and ergonomic



Characteristics

- One crimping profile for all cross-sections due to automatic cross-section adjustment
- With ratchet for consistently-controlled crimp results
- Lateral insertion (side crimping)
- Handle with slip guard and inscription panel
- Safety pad in handle for slip-free working



Technical data

Crimping range 0.14 - 10 mm²

Cable end-sleeves 0.14 - 10 mm²

Twin cable end-sleeves 2 x 0.25 - 2 x 4 mm²

Length 175 mm

Weight 0.35 kg

Item	Part No.
Crimping tool for cable end-sleeves and twin cable end-sleeves 0.14 - 10 mm ²	K3014K

Variants	Part No.	Page
L-BOXX from plastic with crimping tool and incl. cable end-sleeves 1.5 - 10 mm ²	LBOXXMI-NIK304K	204

K 27/1 Crimping tool for cable end-sleeves and twin cable end-sleeves 4 - 50 mm²



- ▶ Special trapezoid crimping suitable for box terminals
- ▶ Special type, especially suitable for fine-stranded conductors



Characteristics

- One crimp profile per cross-section
- With ratchet for consistently-controlled crimp results
- Lateral insertion (side crimping)
- Simple and safe: Exact cross-section assignment thanks to permanent marking on the crimping tool
- Handle with slip guard and inscription panel



Technical data

Crimping range 2 x 4 - 50 mm²

Cable end-sleeves 10 - 50 mm²

Twin cable end-sleeves 2 x 4 - 2 x 16 mm²

Length 335 mm

Weight 0.8 kg

Item	Part No.
Crimping tool for cable end-sleeves and twin cable end-sleeves 4 - 50 mm ²	K271

Accessories	Part No.	Page
Steel carrying case	SK4L	193



K 27/2 Crimping tool for cable end-sleeves 50 - 95 mm²



- ▶ Special trapezoid crimping suitable for box terminals
- ▶ Special type, especially suitable for fine-stranded conductors
- ▶ For large cross-sections to 95 mm²

Characteristics

- One crimp profile per cross-section
- With ratchet for consistently-controlled crimp results
- Lateral insertion (side crimping)
- Simple and safe: Exact cross-section assignment thanks to permanent marking on the crimping tool
- Handle with slip guard and inscription panel

Technical data

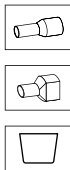
Crimping range 50 - 95 mm²

Length 335 mm

Weight 0.8 kg

Item	Part No.	
Crimping tool for cable end-sleeves 50 - 95 mm ²	K272	
Accessories	Part No.	Page
Steel carrying case	SK4L	193

K 28 Crimping tool for cable end-sleeves and twin cable end-sleeves 4 - 50 mm²



- ▶ Trapezoid crimping suitable for box terminals

Characteristics

- One crimp profile per cross-section
- With ratchet for consistently-controlled crimp results
- Lateral insertion (side crimping)
- Simple and safe: Exact cross-section assignment thanks to permanent marking on the crimping tool
- Handle with slip guard and inscription panel

Technical data

Crimping range 4 - 50 mm²

Cable end-sleeves 10 - 50 mm²

Twin cable end-sleeves 2 x 4 - 2 x 16 mm²

Length 335 mm

Weight 0.8 kg

Item	Part No.	
Crimping tool for cable end-sleeves and twin cable end-sleeves 4 - 50 mm ²	K28	
Accessories	Part No.	Page
Steel carrying case	SK4L	193



Crimping

Mechanical crimping tools

K 29 Crimping tool for cable end-sleeves 50 - 95 mm²



- ▶ Trapezoid crimping suitable for box terminals
- ▶ For large cross-sections to 95 mm²


Characteristics

- One crimp profile per cross-section
- With ratchet for consistently-controlled crimp results
- Lateral insertion (side crimping)
- Handle with slip guard and inscription panel

Technical data

Crimping range	50 - 95 mm ²
Length	335 mm
Weight	0.8 kg

Item	Part No.	
Crimping tool for cable end-sleeves 50 - 95 mm ²	K29	
Accessories	Part No.	Page
Steel carrying case	SK4L	193





K 80 Crimping tool for insulated cable connections 0.1 - 1 mm²



- ▶ Crimping of conductor and insulation in one step
- ▶ Adjusting disc to compensate for the natural tool wear


Characteristics

- Accurate drive
- With ratchet for consistently-controlled crimp results
- Colour-coded cross-section assignment
- Handle with slip guard and inscription panel

Technical data

Crimping range	0.1 - 1 mm ²
Red insulation sleeve	0.5 - 1.0 mm ²
Yellow insulation sleeve	0.1 - 0.4 mm ²
Length	195 mm
Weight	0.38 kg

Item	Part No.	
Crimping tool for insulated cable connections 0.1 - 1 mm ²	K80	
Accessories	Part No.	Page
Steel carrying case	SK43L	193





K 81 Crimping tool for insulated cable connections 0.5 - 2.5 mm²



- ▶ Double crimping, oval shape
- ▶ Crimping of conductor and insulation in one step
- ▶ Adjusting disc to compensate for the natural tool wear

Characteristics

- Accurate drive
- With ratchet for consistently-controlled crimp results
- Colour-coded cross-section assignment

Technical data		
Crimping range	0.5 - 2.5 mm ²	
Red insulation sleeve	0.5 - 1.0 mm ²	
Blue insulation sleeve	1.5 - 2.5 mm ²	
Length	195 mm	
Weight	0.38 kg	
Item	Part No.	
Crimping tool for insulated cable connections 0.5 - 2.5 mm ²	K81	
Accessories	Part No.	Page
Steel carrying case	SK43L	193

K 82 Crimping tool for insulated cable connections 0.5 - 6 mm²



- ▶ 33 % less effort
- ▶ 3-Component handle grip
- ▶ Optimised material quality for a long service life
- ▶ Precise pre-tension setting maintains constant crimp performance

Characteristics

- Less effort required due to new mechanical lever system
- 3C handle: YELLOW: hard core for force transmission, BLUE: soft ergonomic grip area, GREY: soft slip protection
- Easy handling thanks to reduced tool opening width, optimum ergonomics due to the position of the palms and fingers, which is gentle on the joints
- Crimping of conductor and insulation in one step

Technical data		
Crimping range	0.5 - 6.0 mm ²	
Red insulation sleeve	0.5 - 1.0 mm ²	
Blue insulation sleeve	1.5 - 2.5 mm ²	
Yellow insulation sleeve	4.0 - 6.0 mm ²	
Length	225 mm	
Weight	0.53 kg	
Item	Part No.	
Crimping tool for insulated cable connections 0.5 - 6 mm ²	K82A	
Accessories	Part No.	Page
Steel carrying case	MK230L	194



K 16 Crimping tool for insulated solderless terminals 10 + 16 mm²



- ▶ Oval crimping
- ▶ Crimping tool also for meter connections

Characteristics

- With ratchet for consistently-controlled crimp results
- Colour-coded cross-section assignment

Technical data

Crimping range	10 + 16 mm ²
Red insulation sleeve	10 mm ²
Blue insulation sleeve	16 mm ²
Length	305 mm
Weight	0.61 kg

Item	Part No.	
Crimping tool for insulated solderless terminals 10 + 16 mm ²	K16	
Accessories	Part No.	Page
Steel carrying case	SK4L	193

K 60 crimping tool for non-insulated tabs and receptacles 0.5 - 6 mm²



- ▶ Roll crimping
- ▶ To shorten screws M2.5 - M6

Characteristics

- Crimping of conductor and insulation in two steps
- With wire stripping and cutting tool for cross-sections 0.75 – 6 mm²

Suitable for

- Tabs with 2.8 / 4.8 and 6.3 mm tab width

Technical data

Crimping range	0.5 - 6 mm ²
Length	225 mm
Weight	0.2 kg

Item	Part No.	
Crimping tool for non-insulated tabs and receptacles 0.5 - 6 mm ²	K60	
Accessories	Part No.	Page
Steel carrying case	MK210L	194



K 57/2 Crimping tool for non-insulated tabs and receptacles 2.8 mm; 0.1 - 1 mm²



- ▶ Roll crimping
- ▶ Crimping of conductor and insulation in one step
- ▶ Spring-actuated tool opening
- ▶ Tool pre-tensioning adjustable

Characteristics

- With ratchet for consistently-controlled crimp results
- Simple and safe: Exact cross-section assignment thanks to permanent marking on the crimping tool
- Adjusting disc for compensating for the natural tool wear

Suitable for

- Tabs with 2.8 mm tab width

Technical data

Crimping range	0.1-1 mm ²
Length	220 mm
Weight	0.55 kg

Item	Part No.
Crimping tool for non-insulated tabs and receptacles 2.8 mm; 0.1-1 mm ²	K572

K 58/2 Crimping tool for non-insulated tabs and receptacles 4.8 mm; 0.5 - 2.5 mm²



- ▶ Roll crimping
- ▶ Crimping of conductor and insulation in one step
- ▶ Tool pre-tensioning adjustable

Characteristics

- Simple and quick due to spring-actuated tool opening
- With ratchet for consistently-controlled crimp results
- Simple and safe: Exact cross-section assignment thanks to permanent marking on the crimping tool
- Adjusting disc for compensating for the natural tool wear

Suitable for

- Tabs with 4.8 mm tab width

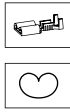
Technical data

Crimping range	0.5 - 2.5 mm ²
Length	220 mm
Weight	0.55 kg

Item	Part No.
Crimping tool for non-insulated tabs and receptacles 4.8 mm; 0.5 - 2.5 mm ²	K582



K 59/2 Crimping tool for non-insulated tabs and receptacles 6.3 mm; 0.5 - 6 mm²



- ▶ Roll crimping
- ▶ Crimping of conductor and insulation in one step
- ▶ Tool pre-tensioning adjustable

Characteristics

- With ratchet for consistently-controlled crimp results
- Simple and safe: Exact cross-section assignment thanks to permanent marking on the crimping tool
- Simple and quick due to spring-actuated tool opening
- Adjusting disc for compensating for the natural tool wear

Suitable for

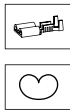
- Tabs with 6.3 mm tab width

Technical data

Crimping range	0.5 - 6 mm ²
Length	220 mm
Weight	0.51 kg

Item	Part No.
Crimping tool for non-insulated tabs and receptacles 6.3 mm; 0.5 - 6 mm ²	K592

K 67 Crimping tool for non-insulated tabs and receptacles 2.8 mm; 0.1 - 1 mm²



- ▶ Roll crimping
- ▶ Crimping of conductor and insulation in one step
- ▶ Spring-actuated tool opening

Characteristics

- With ratchet for consistently-controlled crimp results
- Parallel guided crimping jaws

Suitable for

- Tabs with 2.8 mm tab width

Technical data

Crimping range	0.1 - 1 mm ²
Length	210 mm
Weight	0.5 kg

Item	Part No.
Crimping tool for non-insulated tabs and receptacles 2.8 mm; 0.1 - 1 mm ²	K67

Accessories	Part No.	Page
Steel carrying case	MK210L	194



Crimping

Mechanical crimping tools

K 65 Crimping tool for non-insulated tabs and receptacles 4.8 mm; 0.5 - 2.5 mm²



- ▶ Roll crimping
- ▶ Crimping of conductor and insulation in one step
- ▶ Spring-actuated tool opening

Characteristics

- With ratchet for consistently-controlled crimp results
- Parallel guided crimping jaws

Suitable for

- Tabs with 4.8 mm tab width

Technical data		
Crimping range	0.5 - 2.5 mm ²	
Length	265 mm	
Weight	0.6 kg	
Item	Part No.	
Crimping tool for non-insulated tabs and receptacles 4.8 mm; 0.5 - 2.5 mm ²	K65	
Accessories	Part No.	Page
Steel carrying case	MK210L	194

K 63 Crimping tool for non-insulated tabs and receptacles 6.3 mm; 0.5 - 2.5 mm² with lateral conductor connector



- ▶ Roll crimping
- ▶ Crimping of conductor and insulation in one step

Characteristics

- With ratchet for consistently-controlled crimp results
- Optimised force transmission
- Parallel guided crimping jaws

Suitable for

- Tabs 6.3 mm tab width

Technical data		
Crimping range	0.5 - 2.5 mm ²	
Length	265 mm	
Weight	0.6 kg	
Item	Part No.	
Crimping tool for non-insulated tabs and receptacles 6.3 mm; 0.5 - 2.5 mm ² with lateral conductor connector	K63	



**K 64 Crimping tool for non-insulated tabs and receptacles 6.3 mm;
0.5 - 1.5 mm² with lateral conductor connector**



- ▶ Roll crimping
- ▶ Crimping of conductor and insulation in one step

Characteristics

- With ratchet for consistently-controlled crimp results
- Optimised force transmission
- Parallel guided crimping jaws

Suitable for

- Tabs with 6.3 mm tab width


Technical data

Crimping range 0.5 - 1.5 mm²

Length 265 mm

Weight 0.6 kg

Item	Part No.
Crimping tool for non-insulated tabs and receptacles 6.3 mm; 0.5 - 1.5 mm ² with lateral conductor connector	K64





Crimping

Mechanical crimping tools

K 93 Crimping tool for connectors for solid conductors 1.5 - 4 mm²



- ▶ Hexagonal crimping
- ▶ Tool pre-tensioning adjustable

Characteristics

- Accurate drive
- With ratchet for consistently-controlled crimp results
- Simple and safe: Exact cross-section assignment thanks to permanent marking on the crimping tool
- Handle with slip guard and inscription panel
- Adjusting disc for compensating for the natural tool wear

Technical data

Crimping range	1.5 - 4 mm ²
Length	220 mm
Weight	0.56 kg

Item	Part No.
Crimping tool for connectors for solid conductors 1.5 - 4 mm ²	K93

K 94 Crimping tool for tubular cable lugs and connectors for solid conductors 6 - 10 mm²



- ▶ Hexagonal crimping
- ▶ Tool pre-tensioning adjustable

Characteristics

- Accurate drive
- With ratchet for consistently-controlled crimp results
- Simple and safe: Exact cross-section assignment thanks to permanent marking on the crimping tool
- Handle with slip guard and inscription panel
- Adjusting disc for compensating for the natural tool wear

Technical data

Crimping range	6 - 10 mm ²
Length	220 mm
Weight	0.56 kg

Item	Part No.
Crimping tool for tubular cable lugs and connectors for solid conductors 6 - 10 mm ²	K94



K 2 Crimping tool for tubular cable lugs and connectors, standard type 0.75 - 16 mm²



- ▶ Indent crimping
- ▶ Ideal crimping tool with spring-actuated tool opening

Characteristics

- With ratchet for consistently-controlled crimp results
- Simple and safe: Exact cross-section assignment thanks to permanent marking on the crimping tool

Technical data

Crimping range 0.75 - 16 mm²

Length 325 mm

Weight 0.6 kg

Item	Part No.
Crimping tool for tubular cable lugs and connectors, standard type 0.75 - 16 mm ²	K2

Accessories	Part No.	Page
Steel carrying case	SK4L	193

K 02 Crimping tool for tubular cable lugs and connectors for solid conductors 0.75 - 16 mm²



- ▶ Indent crimping
- ▶ Ideal crimping tool with spring-actuated tool opening
- ▶ For tubular cable lugs and connectors for solid conductors

Characteristics

- With ratchet for consistently-controlled crimp results
- Simple and safe: Exact cross-section assignment thanks to permanent marking on the crimping tool

Technical data

Crimping range 0.75 - 16 mm²

Length 325 mm

Weight 0.6 kg

Item	Part No.
Crimping tool for tubular cable lugs and connectors for solid conductors 0.75 - 16 mm ²	K02

Accessories	Part No.	Page
Steel carrying case	SK4L	193



Crimping

Mechanical crimping tools

K 25 Crimping tool 0.5 - 16 mm²



- ▶ Indent crimping
- ▶ Ideal crimping tool with spring-actuated tool opening
- ▶ For solderless terminals to DIN 46234, pin terminals to DIN 46230
- ▶ For nickel and stainless steel tubular cable lugs and connector to 6 mm²

Characteristics

- With ratchet for consistently-controlled crimp results
- Simple and safe: Exact cross-section assignment thanks to permanent marking on the crimping tool

Technical data

Crimping range	0.5 - 16 mm ²
Length	325 mm
Weight	0.6 kg

Item	Part No.	
Crimping tool 0.5 - 16 mm ²	K25	
Accessories	Part No.	Page
Steel carrying case	SK4L	193

K 95 Crimping tool 16 - 95 mm²



- ▶ Indent crimping

Characteristics

- For smaller copper conductors
- Optimised force transmission

Suitable for

- Tubular cable-lugs and connectors, standard type
- Tubular cable lugs and connectors for fine-stranded conductors
- Solderless terminals DIN 46234, pin terminals DIN 46230

Technical data

Crimping range	16 - 95 mm ²
Length	630 mm
Weight	3.6 kg

Item	Part No.
Crimping tool 16 - 95 mm ²	K95



TK 95 Crimping tool 16 - 95 mm² for workbench mounting



- ▶ Indent crimping
- ▶ Ideal tool for workbench assembly



Characteristics

- For smaller copper conductors
- Optimised force transmission



Suitable for

- Tubular cable-lugs and connectors, standard type
- Tubular cable lugs and connectors for fine-stranded conductors
- Solderless terminals DIN 46234, pin terminals DIN 46230

Technical data

Crimping range	16 - 95 mm ²
Length	700 mm
Weight	3.9 kg

Item	Part No.
Crimping tool 16 - 95 mm ² for workbench mounting	TK95

K 5 / K 5 SP Crimping tools 6 - 50 mm²



- ▶ Indent crimping
- ▶ Version with ratchet for consistent checking of crimp results
- ▶ Low-maintenance mechanical drive



Characteristics

- For smaller copper conductors
- Simple and safe: Exact cross-section assignment thanks to permanent marking on the dies



Suitable for

- Tubular cable-lugs and connectors, standard type
- Tubular cable lugs and connectors for fine-stranded conductors

Technical data

Crimping range	6 - 50 mm ²
Length	600 mm
Weight	2.4 kg

Item	Part No.
Crimping tool 6 - 50 mm ²	K5
Crimping tool with ratchet, 6 - 50 mm ²	K5SP



Crimping

Mechanical crimping tools

K 6 / K 6 SP Crimping tools 50 - 120 mm²



- ▶ Indent crimping
- ▶ Version with ratchet for consistent checking of crimp results
- ▶ Low-maintenance mechanical drive

Characteristics

- For smaller copper conductors
- Simple and safe: Exact cross-section assignment thanks to permanent marking on the dies
- Telescopic handles

Suitable for

- Tubular cable-lugs and connectors, standard type
- Tubular cable lugs and connectors for fine-stranded conductors

Technical data

Crimping range 50 - 120 mm²

Length 970 mm

Weight 4.4 kg

Item	Part No.
Crimping tool 50 - 120 mm ²	K6
Crimping tool with ratchet 50 - 120 mm ²	K6SP

K 07 / K 07 SP Crimping tools 185 - 400 mm²



- ▶ Indent crimping
- ▶ Extremely wide cross section range up to 400 mm²
- ▶ Version with ratchet for consistent checking of crimp results
- ▶ Low-maintenance mechanical drive

Characteristics

- Simple and safe: Exact cross-section assignment thanks to permanent marking on the dies
- Telescopic handles

Suitable for

- Tubular cable-lugs and connectors, standard type
- Tubular cable lugs and connectors for fine-stranded conductors

Technical data

Crimping range 185 - 400 mm²

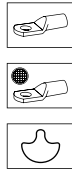
Length 975 mm

Weight 4.7 kg

Item	Part No.
Crimping tool 185 - 400 mm ²	K07
Crimping tool with ratchet 185 - 400 mm ²	K07SP



K 7 / K 7 SP Crimping tools 120 - 240 mm²



- ▶ Indent crimping
- ▶ Large cross section range up to 240 mm²
- ▶ Version with ratchet for consistent checking of crimp results
- ▶ Low-maintenance mechanical drive

Characteristics

- Simple and safe: Exact cross-section assignment thanks to permanent marking on the dies
- Telescopic handles

Suitable for

- Tubular cable-lugs and connectors, standard type
- Tubular cable lugs and connectors for fine-stranded conductors

Technical data

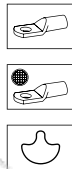
Crimping range 120 - 240 mm²

Length 975 mm

Weight 4.6 kg

Item	Part No.
Crimping tool 120 - 240 mm ²	K7
Crimping tool 120 - 240 mm ² with ratchet	K7SP

K 8 / K 8 SP Crimping tools 35 - 95 mm²



- ▶ Indent crimping
- ▶ Version with ratchet for consistent checking of crimp results
- ▶ Low-maintenance mechanical drive

Characteristics

- For smaller copper conductors
- Simple and safe: Exact cross-section assignment thanks to permanent marking on the dies
- Telescopic handles

Suitable for

- Tubular cable-lugs and connectors, standard type
- Tubular cable lugs and connectors for fine-stranded conductors

Technical data

Crimping range 35 - 95 mm²

Length 970 mm

Weight 4.4 kg

Item	Part No.
Crimping tool 35 - 95 mm ²	K8
Crimping tool with ratchet 35 - 95 mm ²	K8SP



K 04 Crimping tool for tubular cable lugs and connectors, standard type 10-25 mm²



- ▶ Hexagonal crimping
- ▶ Tool pre-tensioning adjustable
- ▶ Large cross section range up to 25 mm²

Characteristics

- Energy-efficient ergonomic drive
- With ratchet for consistently-controlled crimp results
- Simple and safe: Exact cross-section assignment thanks to permanent marking on the crimping tool
- Adjusting disc for compensating for the natural tool wear

Technical data

Crimping range	10 - 25 mm ²
Length	260 mm
Weight	0.56 kg

Item	Part No.
Crimping tools for tubular cable lugs and connectors, standard type 10 - 25 mm ²	K04

K 05 BC Crimping tools for tubular cable lugs and connectors blue connection® 6-50 mm²



- ▶ Hexagonal crimping
- ▶ Synchronised die selection when in the open position
- ▶ Cross-section display on marked adjusting wheel
- ▶ For compacted conductors to DIN EN 60228
- ▶ Accurate assignment of crimping tool/crimping die through colour-coding system

Characteristics

- Precisely synchronised head plate position for optimum and consistent crimp results
- Modern, rigid and lightweight elliptical handle tubes
- Service-friendly design for simple die change

Technical data

Crimping range	6 - 50 mm ²
Length	390 mm
Weight	1.1 kg

Item	Part No.
Crimping tool for tubular cable lugs and connectors, blue connection® 6 - 50 mm ²	K05BC



K 05 / K 05 SP Crimping tools for tubular cable lugs and connectors, standard type 6-50 mm²



- ▶ Synchronised die selection when in the open position
- ▶ Cross-section display on marked adjusting wheel
- ▶ Version with ratchet for consistent crimp results

Characteristics

- Hexagonal crimping
- Precisely synchronised head plate position for optimum and consistent crimp results
- Modern, rigid and lightweight elliptical handle tubes
- Ergonomic 2-component handle with two-sided slip guard
- Smooth-running, durable and effortless tool mechanism
- Service-friendly design for simple die change

Technical data

Crimping range 6 - 50 mm²

Length 390 mm

Weight 1.1 kg

Item	Part No.
Crimping tool for tubular cable lugs and connectors, standard type 6 - 50 mm ²	K05
Crimping tool with ratchet for tubular cable lugs and connectors, standard type 6 - 50 mm ²	K05SP

K 05 D / K 05 D SP Crimping tools for DIN compression cable lugs and connectors 6-50 mm²



- ▶ Synchronised die selection when in the open position
- ▶ Cross-section display on marked adjusting wheel
- ▶ Version with ratchet for consistent crimp results

Characteristics

- Hexagonal crimping
- Precisely synchronised head plate position for optimum and consistent crimp results
- Modern, rigid and lightweight elliptical handle tubes
- Ergonomic 2-component handle with two-sided slip guard
- Smooth-running, durable and effortless tool mechanism
- Service-friendly design for simple die change

Technical data

Crimping range 6 - 50 mm²

Length 390 mm

Weight 1.1 kg

Item	Part No.
Crimping tool for compression cable lugs and connectors (DIN 46235 / DIN 46267, Part 1) 6 - 50 mm ²	K05D
Crimping tool with ratchet for compression cable lugs and connectors (DIN 46235 / DIN 46267 part 1) 6 - 50 mm ²	K05DSP



K 06 BC Crimping tools for tubular cable lugs and connectors blue connection® 10 - 120 mm²



- ▶ Accurate assignment of crimping tool/crimping die through colour-coding system
- ▶ For compacted conductors to DIN EN 60228
- ▶ Effort-saving and low maintenance mechanical drive

Characteristics

- Hexagonal crimping
- Simple and safe: Exact cross-section assignment thanks to permanent marking on the dies

Technical data

Crimping range	10 - 120 mm ²
Length	650 mm
Weight	2.9 kg

Item	Part No.
Crimping tool for tubular cable lugs and connectors, blue connection® 10 - 120 mm ²	K06BC

K 06 / K 06 SP Crimping tools for tubular cable lugs and connectors, standard type 10 - 120 mm²



- ▶ Hexagonal crimping
- ▶ Effort-saving and low maintenance mechanical drive
- ▶ Version with ratchet for consistent crimp results

Characteristics

- With revolving dies
- Simple and safe: Exact cross-section assignment thanks to permanent marking on the dies

Technical data

Crimping range	10 - 120 mm ²
Length	650 mm
Weight	2.9 kg

Item	Part No.
Crimping tools with ratchet for tubular cable lugs and connectors, standard type 10 - 120 mm ²	K06SP
Crimping tools for tubular cable lugs and connectors, standard type 10 - 120 mm ²	K06



K 06 D / K 06 D SP Crimping tools for DIN compr. cable lugs and connectors 10 - 120 mm²



- ▶ Hexagonal crimping
- ▶ Effort-saving and low maintenance mechanical drive
- ▶ Version with ratchet for consistent crimp results

Characteristics

- With revolving dies
- Simple and safe: Exact cross-section assignment thanks to permanent marking on the dies

Technical data

Crimping range 10 - 120 mm²

Length 650 mm

Weight 2.9 kg

Item	Part No.
Crimping tool for compression cable lugs and connectors (DIN 46235 / DIN 46267, Part 1) 10 - 120 mm ²	K06D
Crimping tool with ratchet for compression cable lugs and connectors (DIN 46235 / DIN 46267, Part 1) 10 - 120 mm ²	K06DSP

K 09 BC Crimping tools for tubular cable lugs and connectors blue connection[®] 25 - 150 mm²



- ▶ Accurate assignment of crimping tool/crimping die through colour-coding system
- ▶ Large cross section range up to 150 mm²
- ▶ For compacted conductors to DIN EN 60228
- ▶ Effort-saving and low maintenance mechanical force

Characteristics

- Hexagonal crimping
- Simple and safe: Exact cross-section assignment thanks to permanent marking on the dies

Technical data

Crimping range 25 - 150 mm²

Length 650 mm

Weight 2.9 kg

Item	Part No.
Crimping tool for tubular cable lugs and connectors, blue connection [®] 25 - 150 mm ²	K09BC



Crimping

Mechanical crimping tools

K 09 / K 09 SP Crimping tools for tubular cable lugs and connectors, standard type 25 - 150 mm²



- ▶ Hexagonal crimping
- ▶ Large cross section range up to 150 mm²
- ▶ Effort-saving and low maintenance mechanical drive
- ▶ Version with ratchet for consistent crimp results

Characteristics

- With revolving dies
- Simple and safe: Exact cross-section assignment thanks to permanent marking on the dies

Technical data

Crimping range	25 - 150 mm ²
Length	650 mm
Weight	2.9 kg

Item	Part No.
Crimping tools for tubular cable lugs and connectors, standard type 25 - 150 mm ²	K09
Crimping tools with ratchet for tubular cable lugs and connectors, standard type 25 - 150 mm ²	K09SP

K 09 D / K 09 D SP Crimping tools for DIN compression cable lugs and connectors, 25 - 150 mm²



- ▶ Hexagonal crimping
- ▶ Large cross section range up to 150 mm²
- ▶ Effort-saving and low maintenance mechanical drive
- ▶ Version with ratchet for consistent crimp results

Characteristics

- With revolving dies
- Simple and safe: Exact cross-section assignment thanks to permanent marking on the dies

Technical data

Crimping range	25 - 150 mm ²
Length	650 mm
Weight	2.9 kg

Item	Part No.
Crimping tool with ratchet for compression cable lugs and connectors (DIN 46235 / DIN 46267, Part 1) 25 - 150 mm ²	K09DSP
Crimping tool for compression cable lugs and connectors (DIN 46235 / DIN 46267, Part 1) 25 - 150 mm ²	K09D



K 511 / K 512 Crimping tools for gas-tight connections



- ▶ Parallel guided crimping jaws
- ▶ Suitable for gas-tight crimps in environments extremely harmful to crimps (e.g. ammonia gas)

Characteristics

- Optimised force transmission
- With ratchet for consistently-controlled crimp results
- Handle with slip guard and inscription panel

Suitable for

- Non-insulated tubular cable lugs, ring and fork type
- Parallel and butt connectors

Technical data

Length 270 mm

Weight 0.7 kg

Item	Crimping range mm ²	Part No.
Mechanical crimping tool 1 - 4 mm ²	1-4	K511
Mechanical crimping tool 6 + 10 mm ²	6+10	K512

DN-K 74/2 Crimping tool for BNC connectors and coax cable



- ▶ Hexagonal crimping
- ▶ Tool pre-tensioning adjustable

Characteristics

- With ratchet for consistently-controlled crimp results
- Adjusting disc for compensating for the natural tool wear

Suitable for

- Coax cable RG 58, RG 59, RG 62 and RG 71

Technical data

Length 220 mm

Weight 0.560 kg

Item	Part No.
Mechanical crimping tool for BNC connector, coax cable RG 58, RG 59, RG 62 and RG 71	DNK742



KP 1 / KP 1 L basic tool from the Klauke Pro series




- ▶ Compatible with all crimping heads of the Klauke Pro range
- ▶ Easy change of crimping head without tools
































Characteristics

- Standardised mounting of crimping heads
- With ratchet for consistently-controlled crimp results

Item	Weight kg	Part No.	
Basic tool from the Klauke Pro range, length 151 mm	0.2	KP1	
Basic tool from the Klauke Pro range, length 207 mm	0.3	KP1L	
Accessories		Part No.	Page
Plastic case		MKKP1	196





	Suitable for	Crimping range mm ²	Crimp profile	Part No.
Crimping heads for cable end-sleeves				
	Cable end-sleeves, square crimping	0,08 - 10		KP303
	Cable end-sleeves, square crimping	10 - 16		KP304
	Cable end-sleeves, round crimping for narrow chamber sizes	0,14 - 2,5		KP350
	Cable end-sleeves, round crimping for narrow chamber sizes	1,5 - 6		KP351
	Cable end-sleeves, round crimping for narrow chamber sizes	10 - 16		KP352
	Cable end-sleeves DIN 46228, part 2, roll-crimping	0,5 - 2,5		KP66
Crimping heads for insulated cable connections				
	Insulated cable connections (yellow and red)	0,1 - 1		KP80
	Insulated cable connections (red and blue)	0,5 - 2,5		KP81
	Insulated cable connections (red, yellow, blue)	0,5 - 6		KP82
	Insulated cable connections (yellow)	4 - 6		KP83
Crimping heads for tubular cable lugs and solderless terminals				
	Tubular cable lugs and solderless terminals	0,5 - 6		KP232
	Tubular cable lugs and solderless terminals	4 - 10		KP242
Crimping heads for photovoltaic				
	Connector for photovoltaics 3 mm dia.	2,5 - 4		KP90MC31
Crimping heads for receptacles				
	Part No. 3720, receptacles 6.3 x 0.8 mm with lateral conductor connector	0,5 - 1		KP631
	Part No. 3725, receptacles 6.3 x 0.8 mm with lateral conductor connector	0,5 - 1,5		KP64
	Part No. 3735, receptacles 6.3 x 0.8 mm with lateral conductor connector	1,5 - 2,5		KP632
	For receptacles 2.8 mm tab width	0,1 - 1		KP67
	For receptacles 4.8 mm tab width	0,5 - 2,5		KP65
	For receptacles 6.3 mm tab width	0,5 - 2,5		KP68



Crimping

Mechanical crimping tools

SKP 1 Crimping head assortment from the Klauke Pro series



- ▶ Easy change of crimping head without tools
- ▶ Crimping of conductor and insulation in one step
- ▶ Spring-actuated tool opening

Characteristics

- Parallel guided crimping heads
- With ratchet for consistently-controlled crimp results

Technical data		
Dimension	250 x 115 x 40 mm	
Weight	0.8 kg	
Item	Part No.	
Crimping head set of the Klauke Pro range	SKP1	
Scope of supply	Part No.	Page
Basic tool from the Klauke Pro range, length 151 mm	KP1	240
Crimping head for insulated cable connections 0.5 - 2.5 mm ² (red, blue)	KP81	
Crimping head for cable end-sleeves, square crimping, 0.08 - 10 mm ²	KP303	
Crimping head for non-insulated tubular cable lugs and solderless terminals 0.5 - 6 mm ²	KP232	

SKP 6 Crimping head assortment from the Klauke Pro series



- ▶ Easy change of crimping head without tools
- ▶ Crimping of conductor and insulation in one step
- ▶ Parallel guided crimping heads
- ▶ Spring-actuated tool opening

Characteristics

- Roll crimping
- For crimping of non-insulated receptacles with lateral conductor connector
- With ratchet for consistently-controlled crimp results

Technical data		
Dimension	250 x 115 x 40 mm	
Weight	0.8 kg	
Item	Part No.	
Crimping head set of the Klauke Pro range	SKP6	
Scope of supply	Part No.	Page
Basic tool from the Klauke Pro range, length 151 mm	KP1	240
Crimping head for receptacles 6.3 x 0.8 mm with lateral conductor connector, 0.5 - 1 mm ² , for Item 3720	KP631	
Crimping head for receptacles 6.3 x 0.8 mm with lateral conductor connector, 1.5 - 2.5 mm ² , for Item 3735	KP632	
Crimping head for receptacles 6.3 x 0.8 mm with lateral conductor connector, 0.5 - 1.5 mm ² , for Item 3725	KP64	



K 507 Crimping tool with interchangeable dies



- ▶ Fast change of crimping die, no tools required, without readjustment by special fixing system
- ▶ Additional crimping dies integrated in the handle


Characteristics

- With ratchet for consistently-controlled crimp results
- Adjusting disc for compensating for the natural tool wear

Technical data

Length	220 mm
Weight	0.635 kg

Item	Part No.	
Crimping tool with interchangeable dies	K507	
Scope of supply		Page
Crimping die for insulated connectors, 0.5 - 6 mm ²	IS5071	
Crimping dies AE 50, 0.14 - 10 mm ²	AE501	326
Crimping die for insulated connectors 0.5 - 6 mm ²	Q5071	





Crimping

Mechanical crimping tools

K 50 Crimping tool for interchangeable dies




- ▶ Parallel guided crimping jaws
- ▶ Fast change of crimping die without readjustment by special fixing system
- ▶ Exact positioning of the crimping dies due to die locating pins

Characteristics





















- Optimised force transmission
- With ratchet for consistently-controlled crimp results
- Handle with slip guard and inscription panel

Technical data		
Length	220 mm	
Weight	0.6 kg	
Item	Part No.	
Crimping tool for interchangeable dies 0.1 - 50 mm ²	K50	
Accessories	Part No.	Page
Steel carrying case	MK55	194





Available dies for Series 50 for K 50

Suitable for	Connection material	Crimping range mm ²	Crimp profile	Page
Tubular cable lugs and connectors, Cu				
Tubular cable lugs and connectors, Cu, standard type		0.75 - 10		326
Tubular cable lugs and connectors, Cu, standard type		16 - 25		326
Tubular cable lugs and connectors for solid conductors, Cu		1.5 - 10		326
Compression cable lugs and connectors acc. to DIN - Cu				
Copper compression cable lugs (DIN 46235) and connectors (DIN 46267, part 1)		6 - 25		326
Terminals, connectors and pin terminals acc. to DIN - Cu				
Terminals (DIN 46234) and pin terminals (DIN 46230) Cu, solderless connectors (DIN 46341) Cu		0.5 - 10		326
Cable end-sleeves				
Cable end-sleeves		0.14 - 50		326
Cable connections, insulated and non-insulated				
Non insulated receptacles		0.25 - 6		327
for pin and shielded receptacles, BNC connectors for coax cables RG 58, 59, 60 and 71				327
Turned pin connectors, pin receptacles		0.1 - 4		327
Insulated cable connections, double crimping		0.1 - 6		327
Insulated cable connections, single crimping		0.5 - 16		327



Crimping

Mechanical crimping tools

K 35/4 Crimping tool for interchangeable dies 6 - 150 mm²



- ▶ Very comfortable: Tool-less crimping die change
- ▶ Optimised for cable glands and control cabinet construction
- ▶ Energy-efficient and low-maintenance mechanical drive

Characteristics


- Narrow crimping
- Less effort due to extendible telescopic handle
- Flexible use: Head rotates 360°
- Fast, change of crimping die without readjustment by special fixing system

Technical data

Length Stepless 420-590 mm







































Weight 1.9 kg

Item	Part No.	
Crimping tool for interchangeable dies 6 - 150 mm ²	K354	
Accessories	Part No.	Page
Steel carrying case	SK65L	195





Available dies for Series 4 for K 35/4

Suitable for	Connection material	Crimping range mm ²	Crimp profile	Page
Copper tubular cable lugs and connectors				
Tubular cable lugs and connectors blue connection for compacted conductors acc. to DIN EN 60228		6 - 150		329
Tubular cable lugs and connectors, standard type, tubular cable lugs for switchgear connections		6 - 150		328
Insulated cable lugs and compression joints, standard type, insulated pin terminals		10 - 70		328
Tubular cable lugs and connectors for fine stranded conductors		10 - 35		329
Tubular cable lugs and connectors for solid conductors		1.5 - 16		329
Tubular cable lugs and connectors, Ni, VA				
Stainless steel tubular cable lugs and connectors		0.5 - 16		329
Nickel tubular cable lugs and connectors		0.5 - 16		329
Copper compression cable lugs and connectors to DIN				
Copper compression cable lugs (DIN 46235) and connectors (DIN 46267, part 1) acc. to DIN		6 - 120		330
Terminals, connectors and pin terminals acc. to DIN, copper				
Solderless terminals (DIN 46234), connectors and pin terminals (DIN 46230) acc. to DIN		10 - 35		330
Insulated solderless terminals and connectors		10 - 16		330
Sleeves for compacted conductors and sector-shaped conductors, copper				
Pre-rounding dies for sector-shaped Al and Cu conductors		10sm - 150se / 120sm		331
Aluminium compression cable lugs and connectors acc. to DIN				
Aluminium compression cable lugs and connectors to DIN		10 - 70		331
Compression joints for full-tension connections of Aldrey-conductors DIN EN 50182		25 - 50		331
Aluminium/copper compression cable lugs and connectors				
Aluminum side of aluminum/copper compression cable lugs and connectors: crimping dies HA4, copper side of aluminum/copper compression cable lugs and connectors: crimping dies HD4		10 - 70		331
Clamps				
Clamps, C-type		4 - 35		331
Cable end-sleeves				
Cable end-sleeves		10 - 50		332
Twin cable end-sleeves		2 x 4 - 2 x 16		332
Twin cable end-sleeves for fine stranded conductors		2 x 4 - 2 x 16		332
Cable end-sleeves for fine stranded conductors		10 - 50		332



Crimping

Mechanical crimping tools

K 18 Crimping tool for interchangeable dies to DIN 48083, Part 1, 6 - 185 mm²



- ▶ Change of crimping dies without tools
- ▶ Optimised for cable glands and control cabinet construction
- ▶ Energy-efficient and low-maintenance mechanical drive

Characteristics


- Narrow crimping
- Less effort due to extendible telescopic handle
- Flexible use: Head rotates 360°
- Fast, change of crimping die without readjustment by special fixing system

Technical data

Length Stepless 580-830 mm

Weight 2.5 kg







































Item	Part No.	
Crimping tool for interchangeable dies acc. to DIN 48083, sheet 1, 6 - 185 mm ²	K18	
Accessories	Part No.	Page
Steel carrying case	MK18	195





Available dies for Series 18 for K 18

Refer to the limitations when crimping connectors in the technical appendix.

Suitable for	Connection material	Crimping range mm ²	Crimp profile	Page
Copper tubular cable lugs and connectors				
Tubular cable lugs and connectors, standard type, tubular cable lugs for switchgear connections		6 - 185		337
Connectors, standard type		6 - 95		337
Insulated tubular cable lugs and connectors, standard type, insulated pin terminals		10 - 95		337
Tubular cable lugs and connectors for fine stranded conductors		10 - 50		337
Tubular cable lugs and connectors for solid conductors		1.5 - 16		338
Copper compression cable lugs and connectors to DIN				
Compression cable lugs (DIN 46235)		6 - 185		338
Connectors DIN 46267		6 - 70		338
Terminals, connectors and pin terminals acc. to DIN, copper				
Solderless terminals (DIN 46234), connectors and pin terminals (DIN 46230) acc. to DIN		10 - 70		338
Insulated solderless terminals and connectors		10 - 50		338
Sleeves for compacted conductors and sector-shaped conductors, copper				
Pre-rounding dies for sector-shaped Al and Cu conductors		10 sm - 240 se / 185 sm		339
Aluminium compression cable lugs and connectors to DIN				
Aluminium compression cable lugs and connectors to DIN		10 - 185		339
Aluminium connectors		10 - 70		339
Compression joints for full-tension connections of Aldrey-conductors DIN EN 50182		25 - 95		339
Aluminium/copper compression cable lugs and connectors				
Aluminum side of aluminum/copper compression cable lugs and connectors: crimping dies A, copper side of aluminum/copper compression cable lugs and connectors: crimping dies D		10 - 185		339
Clamps				
Clamps, C-type		4 - 50		339
Cable end-sleeves				
Cable end-sleeves		10 - 95		340
Twin cable end-sleeves		2 x 4 - 2 x 16		340
Cable end-sleeves, trapezoidal, for fine stranded conductors		10 - 95		340
Twin cable end-sleeves, trapezoidal, for fine stranded conductors		2 x 4 - 2 x 16		340
Cutting die				
for cutting area		18 mm dia.		412



Crimping

Mechanical crimping tools

K 22 Crimping tool for interchangeable dies 6 - 300 mm²



- ▶ Change of crimping dies without tools
- ▶ Optimised for cable glands and control cabinet construction
- ▶ Energy-efficient and low-maintenance mechanical drive

Characteristics


- Narrow crimping
- Large cross section by half shell dies
- Less effort due to extendible telescopic handle
- Flip top style head rotates 360°
- Fast, change of crimping die without readjustment by special fixing system

Technical data

Length Stepless 560-860 mm

Weight 2.5 kg







































Item	Part No.	
Crimping tool for interchangeable dies 6 - 300 mm ²	K22	
Accessories	Part No.	Page
Steel carrying case	MK22	195





Available dies for Series 22 for K 22

Refer to the limitations when crimping connectors in the technical appendix.









Suitable for	Connection material	Crimping range mm ²	Crimp profile	Page
Copper tubular cable lugs and connectors				
Tubular cable lugs and connectors blue connection for compacted conductors acc. to DIN EN 60228		6 - 300		341
Tubular cable lugs and connectors, standard type, tubular cable lugs for switchgear connections		6 - 300		341
Insulated cable lugs and compression joints, standard type, insulated pin terminals		10 - 150		341
Tubular cable lugs and connectors for fine stranded conductors		10 - 70		342
Tubular cable lugs and connectors for solid conductors		1.5 - 16		342
Tubular cable lugs and connectors, Ni, VA				
Stainless steel tubular cable lugs and connectors		10 - 50		342
Nickel tubular cable lugs and connectors		10 - 50		329
Copper compression cable lugs and connectors to DIN				
Copper compression cable lugs (DIN 46235) and connectors (DIN 46267, part 1) acc. to DIN		6 - 300		343
Double compression cable lugs		2 x 50 - 2 x 70		343
Terminals, connectors and pin terminals acc. to DIN, copper				
Solderless terminals (DIN 46234), connectors and pin terminals (DIN 46230) acc. to DIN		10 - 70		343
Insulated solderless terminals and connectors		10 - 70		343
Sleeves for compacted conductors and sector-shaped conductors, copper				
Pre-rounding dies for sector-shaped Al and Cu conductors		10 sm - 300 se / 240 sm		344
Aluminium compression cable lugs and connectors to DIN				
Aluminium compression cable lugs and connectors to DIN		10 - 300		344
Compression joints connections for Aldrey-conductors DIN EN 50182, Al-conductors DIN EN 50182, 120 - 185 mm ²		25 - 185		344
Compression joints DIN 48085, part 3 for aluminium/steel conductors DIN EN 50182, aluminium crimping		25 / 4 - 120 / 20		345
Compression joints DIN 48085, part 3 for aluminium/steel conductors DIN EN 50182, steel crimping		25/4 - 120/20		345
Aluminium/copper compression cable lugs and connectors				
Aluminum side of aluminum/copper compression cable lugs and connectors: crimping dies A22, copper side of aluminum/copper compression cable lugs and connectors: crimping dies D22		10 - 300		331
Clamps				
Clamps, C-type		4 - 50		345
Clamps, H-type		70		345


see next page



Crimping

Mechanical crimping tools

Suitable for	Connection material	Crimping range mm ²	Crimp profile	Page
Cable end-sleeves				
Cable end-sleeves		10 - 240		346
Twin cable end-sleeves		2 x 4 - 2 x 16		346
Cable end-sleeves, trapezoidal, for fine stranded conductors		10 - 240		346
Twin cable end-sleeves for fine stranded conductors		2 x 4 - 2 x 16		346





SO FAST IN SERIES PRODUCTION - THE KLAUKE MICRO

The Klauke Micro is as convenient and quick as a mechanical tool, and just as powerful and easy to handle as a battery-powered hydraulic tool. Compact and portable in one device! Thanks to the innovative PowerSense technology. This tool simplifies your work like never before.



Klauke[®] *micro*

► Manual pre-clamping - motorized crimping

- Flexible to use with interchangeable crimping dies
- Broad application range of up to 50 mm²
- With LED illumination of the crimp position and the work area
- Low weight (< 1 kg)
- Intuitive operation thanks to PowerSense function
- Electronic control with ratchet function and motor stall protection
- Automatic retraction
- Long service life with servicing intervals of 35,000 cycles
- 3 year warranty on tool registration

Link to tool registration:
werkzeugregistrierung.klauke.com/en/login-tool-registration





EK 50 ML Electromechanical crimping tool 0.14 - 50 mm²



K50
SERIE

- ▶ The Klauke micro with intuitive PowerSense function combines the benefits of manual crimping tools with the convenience of battery powered hydraulic crimping tools
- ▶ Excellent crimps with minimum effort

Characteristics

- Simple and safe: One-button operating concept for controlling all tool functions
- Electronic control with locking function monitors full closing of the dies
- Simple and safe: Automatic retraction when operation is complete
- Manual retract as required
- Motor stall protection
- Ergonomic 2C housing in the Klauke "In-line Design"
- Tool fixing point for use with balancer aid or lanyard
- Very low weight and high speed for maximum efficiency
- Powerful drive technology for effortless operations
- Powerful 10.8 V Li-Ion battery with charge status display
- LED for work area illumination
- Maintenance display via LED
- Project-based reporting with Klauke i-press software package

Suitable for





















- 50-series interchangeable dies


Technical data		
Crimping force	max. 15 kN	
Crimping range	0.14 - 50 mm ²	
Number of crimps	approx. 300 at 10 mm ² Cu DIN 46234 / per battery charge	
Battery voltage	10.8 V	
Battery capacity	1.5 Ah, Li-Ion	
Charging time	approx. 40 min.	
Weight incl. battery	0.96 kg	
Ambient temperature	-10 °C up to +40 °C	
Item	Part No.	
Electromechanical crimping tool 0.14 - 50 mm ²	EK50ML	
Scope of supply	Part No.	Page
Battery 10.8 V / 1.5 Ah, Li-Ion (16.2 Wh)	RAML1	493
Charger for 10.8 V Li-Ion batteries, 230V	LGML1	495
Crimping dies IS 50, double crimping, 0.5 - 6 mm ²	IS501	
Plastic case 450 x 370 x 105 mm	KKEKP1B	
Variants	Part No.	Page
Battery powered hydraulic crimping tool 6 - 150 mm ²	EK50ML-L	
L-BOXX with electro-mechanical crimping tool EK 50 ML 0.14 to 50 mm ² and extensive additional equipment	LBOXXEK50ML	





Available dies of series 50 for EK 50 ML

Suitable for	Connection material	Crimping range mm ²	Crimp profile	Page
Copper tubular cable lugs and connectors				
Tubular cable lugs and connectors, standard type		0.75 - 10		326
Tubular cable lugs and connectors, standard type		16 - 25		326
Tubular cable lugs and connectors for solid conductors		1.5 - 10		326
Copper compression cable lugs and connectors acc. to DIN				
Copper compression cable lugs (DIN 46235) and connectors (DIN 46267, part 1)		6 - 25		326
Terminals, connectors and pin terminals acc. to DIN, copper				
Solderless terminals (DIN 46234), connectors (DIN 46341) and pin terminals (DIN 46230)		0.5 - 10		326
Cable end-sleeves				
Cable end-sleeves		0.14 - 50		326
Cable connections, insulated and non-insulated				
Insulated cable connections, double crimping		0.1 - 6		327
Insulated cable connections, single crimping		0.5 - 16		327
Non-insulated receptacles		0.25 - 6		327
BNC connectors for coax cables RG 58,59,60 and 71				327
Turned pin connectors and receptacles		0.1 - 4		327





THE LITTLE CRIMPING EXPERT - BATTERY-POWERED HYDRAULIC CRIMPING TOOL (10.8 V)

2

We have made performance easy: The Klauke mini is lightweight yet powerful. The Klauke mini's practical dimensions make it the ideal solution for confined areas, in panel building for instance. A convenient expert for crimp to 150 mm² nominal cross-section.

Klauke[®] *mini*

► Pure performance without frills

The Klauke mini concentrates on its core task: reliable crimping. Even without pressure sensor and display, the little expert does its job well - no fuss or quibble.

► Usage time at a glance

Read the charge level at any time from the powerful 10.8 V battery.

► All-round crimping

How can confined areas be easily reached? With crimping heads rotating through 360°.





Crimping

Battery powered hydraulic crimping tools

EK 15/50 ML Battery powered hydraulic crimping tool 0.14 - 50 mm²



- ▶ Long service life thanks to robust head
- ▶ Optimum crimping due to parallel guided crimping dies
- ▶ Effortless operations thanks to low weight
- ▶ Powerful 10.8 V Li-Ion battery technology with battery charge indicator

Characteristics

- Open head, rotatable
- Simple and safe: One-button operating concept for controlling all tool functions
- Comfortable and secure one-hand operation thanks to 2-component plastic housing with soft lining
- Simple and safe: Automatic retraction when operation is complete
- Maintenance display via LED

Suitable for

- 50-series interchangeable dies





















Technical data	
Crimping force	13 kN
Stroke / opening width	9 mm
Crimping range	0.14 - 50 mm ²
Crimping cycle	approx. 2 s
Number of crimps	approx. 230 at 10 mm ² Cu
Battery voltage	10.8 V
Battery capacity	1.5 Ah, Li-Ion
Charging time	approx. 40 min.
Weight incl. battery	1.5 kg
Ambient temperature	-10 °C up to +40 °C

Item	Part No.	
Battery powered hydraulic crimping tool 0.14 - 50 mm ²	EK1550ML	
Scope of supply	Part No.	Page
Battery 10.8 V / 1.5 Ah, Li-Ion (16.2 Wh)	RAML1	493
Charger for 10.8 V Li-Ion batteries, 230V	LGML1	495
Plastic case	KKML	





Available dies for Series 50 for EK 15/50 ML

Suitable for	Connection material	Crimping range mm ²	Crimp profile	Page
Copper tubular cable lugs and connectors				
Copper tubular cable lugs and connectors, standard type		0.75 - 10		326
Copper tubular cable lugs and connectors, standard type		16 - 25		326
Copper tubular cable lugs and connectors for solid conductors		1.5 - 10		326
Copper compression cable lugs and connectors acc. to DIN				
Copper compression cable lugs (DIN 46235) and connectors (DIN 46267, part 1)		6 - 25		326
Terminals, connectors and pin terminals acc. to DIN - Cu				
Solderless terminals (DIN 46234) and pin terminals (DIN 46230) Cu, connectors (DIN 46341)		0.5 - 10		326
Cable end-sleeves				
Cable end-sleeves		0.14 - 50		326
Cable connections, insulated and non-insulated				
Insulated cable connections, single crimping		0.5 - 16		327
Insulated cable connections, double crimping		0.5 - 16		327
Non-insulated receptacles		0.25 - 6		327
For pin and shielded receptacles, BNC connectors for coax-cables RG 58, 59, 60 and 71				327
Turned pin connectors, pin receptacles		0.1 - 4		327



Crimping

Battery powered hydraulic crimping tools

EKP 1 ML Battery powered hydraulic crimping tool 0.14 - 16 mm²



- ▶ Basic tool from the Klauke Pro series
- ▶ Simplified handling due to tool-free replacement of crimping heads
- ▶ Powerful 10.8 V Li-Ion battery technology with battery charge indicator

Characteristics







































- Crimping heads rotatable
- Simple and safe: One-button operating concept for controlling all tool functions
- Comfortable and secure one-hand operation thanks to 2-component plastic housing with soft grips
- Effortless working thanks to low weight
- Simple and safe: Automatic retraction when operation is complete
- Maintenance display via LED

Suitable for

- Compatible with all crimping heads of the Klauke Pro series

Technical data		
Crimping force	10 kN	
Stroke / opening width	9 mm	
Crimping range	0.14 - 16 mm ²	
Crimping cycle	approx. 2 s	
Number of crimps	approx. 230 at 10 mm ² Cu	
Battery voltage	10.8 V	
Battery capacity	1.5 Ah, Li-Ion	
Charging time	approx. 40 min.	
Weight incl. battery	1.2 kg	
Ambient temperature	-10 °C up to +40 °C	
Item	Part No.	
Battery powered hydraulic crimping tool 0.14 - 16 mm ²	EKP1ML	
Scope of supply	Part No.	Page
Battery 10.8 V / 1.5 Ah, Li-Ion (16.2 Wh)	RAML1	493
Charger for 10.8 V Li-Ion batteries, 230V	LGML1	495
Plastic case	KKML	



	Suitable for	Crimping range mm ²	Crimp profile	Part No.
Crimping heads for cable-end sleeves				
	Cable end-sleeves, square crimping	0.14 - 10		KP303
	Cable end-sleeves, square crimping	10 - 16		KP304
	Cable end-sleeves, round crimping for narrow chamber sizes	0.14 - 2.5		KP350
	Cable end-sleeves, round crimping for narrow chamber sizes	1.5 - 6		KP351
	Cable end-sleeves, round crimping for narrow chamber sizes	10 - 16		KP352
	Cable end-sleeves DIN 46228, part 2, roll-crimping	0.5 - 2.5		KP66
Crimping heads for insulated cable connections				
	Insulated cable connections (yellow and red)	0.1 - 1		KP80
	Insulated cable connections (red and blue)	0.5 - 2.5		KP81
	Insulated cable connections (red, yellow, blue)	0.5 - 6		KP82
	Insulated cable connections (yellow)	4 - 6		KP83
Crimping heads for cable lugs and solderless terminals				
	Tubular cable lugs and solderless terminals	0.5 - 6		KP232
	Tubular cable lugs and solderless terminals	4 - 10		KP242
Crimping heads for photovoltaic				
	Connector for photovoltaics 3 mm dia.	2.5 - 4		KP90MC31
Crimping heads for receptacles				
	Part No. 3720, receptacles 6.3 x 0.8 mm with lateral conductor connector	0.5 - 1		KP631
	Part No. 3725, receptacles 6.3 x 0.8 mm with lateral conductor connector	0.5 - 1.5		KP64
	Part No. 3735, receptacles 6.3 x 0.8 mm with lateral conductor connector	1.5 - 2.5		KP632
	For receptacles 2.8 mm tab width	0.1 - 1		KP67
	For receptacles 4.8 mm tab width	0.5 - 2.5		KP65
	For receptacles 6.3 mm tab width	0.5 - 2.5		KP68



Crimping

Battery powered hydraulic crimping tools

EK 35/4 ML Battery powered hydraulic crimping tool 6 - 150 mm²



- ▶ Large cross section range up to 150 mm²
- ▶ Slim crimping head - ideal when space is critical
- ▶ Powerful 10.8 V Li-Ion battery technology with battery charge indicator

Characteristics

- Closed head, flip top style, rotatable
- Simple and safe: One-button operating concept for controlling all tool functions
- Comfortable and secure one-hand operation thanks to 2-component plastic housing with soft grips
- Effortless working thanks to low weight
- Simple and safe: Automatic retraction when operation is complete
- Maintenance display via LED







































Suitable for

- 4-series interchangeable dies, narrow crimping

Technical data		
Crimping force	35 kN	
Stroke / opening width	9 mm	
Crimping range	6 - 150 mm ²	
Crimping cycle	3 s to 4 s (depending on crimp cross-section)	
Number of crimps	approx. 145 at 120 mm ² Cu	
Battery voltage	10.8 V	
Battery capacity	1.5 Ah, Li-Ion	
Charging time	approx. 40 min.	
Weight incl. battery	1.6 kg	
Ambient temperature	-10 °C up to +40 °C	
Item	Part No.	
Battery powered hydraulic crimping tool 6 - 150 mm ²	EK354ML	
Scope of supply	Part No.	Page
Battery 10.8 V / 1.5 Ah, Li-Ion (16.2 Wh)	RAML1	493
Charger for 10.8 V Li-Ion batteries, 230 V	LGML1	495
Plastic case	KKML	
Variants	Part No.	Page
EK 35/4 ML with crimping die set HR 4 from 6 - 150 mm ²	EK354MLSETHR	
EK 35/4 ML with crimping die set HD 4 from 6 - 120 mm ²	EK354MLSETHD	



Available dies for Series 4 for EK 35/4 ML

Suitable for	Connection material	Crimping range mm ²	Crimp profile	Page
Copper tubular cable lugs and connectors				
Tubular cable lugs and connectors blue connection for compacted conductors acc. to DIN EN 60228		6 - 150		329
Tubular cable lugs and connectors, standard type, tubular cable lugs for switchgear connections		6 - 150		328
Insulated cable lugs and compression joints, standard type, Insulated pin terminals		10 - 70		328
Tubular cable lugs and connectors for fine stranded conductors		10 - 35		329
Tubular cable lugs and compression joints for solid conductors		1.5 - 16		329
Tubular cable lugs and connectors, Ni, VA				
Stainless steel tubular cable lugs and connectors		0.5 - 16		329
Nickel tubular cable lugs and connectors		0.5 - 16		329
Copper compression cable lugs and connectors to DIN				
Copper compression cable lugs (DIN 46235) and connectors (DIN 46267, part 1) acc. to DIN		6 - 120		330
Terminals, connectors and pin terminals acc. to DIN, copper				
Solderless terminals (DIN 46234), connectors (DIN 46341) and pin terminals (DIN 46230)		10 - 35		330
Insulated solderless terminals and connectors		10 - 16		330
Sleeves for compacted conductors and sector-shaped conductors, copper				
Pre-rounding dies for sector-shaped Al and Cu conductors		10 sm - 150 se / 120 sm		331
Aluminium compression cable lugs and connectors to DIN				
Aluminium compression cable lugs and connectors to DIN		10 - 70		331
Compression joints for full-tension connections of Aldrey-conductors DIN EN 50182		25 - 50		331
Aluminium/copper compression cable lugs and connectors				
Aluminium/copper compression cable lugs and connectors		10 - 70		331
Clamps				
Clamps, C-type		4 - 35		331
Cable end-sleeves				
Cable end-sleeves		10 - 50		332
Twin cable end-sleeves		2 x 4 - 2 x 16		332
Cable end-sleeves, trapezoidal, for fine stranded conductors		10 - 50		332
Twin cable end-sleeves, trapezoidal, for fine stranded conductors		2 x 4 - 2 x 16		332

THE NEW STANDARD - KLAUKE NEXT GENERATION CRIMPING TOOLS

To guarantee the quality, you can check the tool data from the display or via ipress app at any time. You can easily make this information available to your customers as project documentation at the touch of a button. The balanced design ensures effortless and continuously high-quality operations up to the end of each working day.

**NEXT
GENERATION**

In brief

- ▶ Freely-selectable battery platform: with Bosch or Makita
- ▶ Proof of quality can be created via Bluetooth
- ▶ Ensure tool availability: Read the tool properties from the display or via the app
- ▶ Effortless operations thanks to modern, ergonomic design

Interested in Klauke Next Generation tools? Then take a look at our Multi universal tool on [Page 472 >>](#)





► **Making work easier**

Klauke tools guarantee effortless operations: The “mini” impresses through its low weight and the pistol shape thanks to the balanced centre of gravity

- Our compact “mini” is just perfect for confined areas
- The 2-stage hydraulic system ensures fast operations with fast feed and power stroke (pistol shape)
- Especially impressive and reliable: The one-button control concept for all tools with automatic retraction

- The ARS function (Automatic Retraction Stop) stops the automatic retraction when a crimp is complete through a fully-automated process

► **Guarantees quality**

- All relevant tool data immediately in view on the integrated display
- In case of a fault, you are warned by a visual and audible signal from the tool

- Provide written proof of the quality of your work with i-press - now simply and conveniently connect the tool to the computer via Bluetooth.



► **i-press software**

Show your customers how well you work. Klauke Next Generation records your operations, and these can then be transmitted by Bluetooth. The free i-press software uses these data to create for you, if you want, a project report - the proof of quality for your correct operations. You have control over your quality.

The i-press software can be found at:
www.klauke.com/en/support/download/connectivity-werkzeugdaten-auslesen/



► **i-press app**

Use the i-press app to check and control your tool data on the go. Individual tool settings, such as the number of warning tones for an incorrect crimp or the double-click function for increased user safety, help make your day-to-day work simpler and more reliable - just as you need it.



The i-press app can be found at:
www.klauke.com/en/support/download/connectivity-werkzeugdaten-auslesen/





Crimping

Battery powered hydraulic crimping tools

EK 35/4 Battery powered hydraulic crimping tool 6 - 150 mm²

**NEXT
GENERATION**



- ▶ Large cross section range up to 150 mm²
- ▶ Slim crimping head - ideal when space is critical
- ▶ All tool data in view thanks to display and ipress app

Characteristics

- Choose your battery system: Bosch or Makita
- All data can be easily read via Bluetooth
- Closed head, flip top style, rotatable
- Quality assurance via visual and audible signals in case of error
- Simple and safe: One-button operating concept for controlling all tool functions
- Simple and safe: Automatic retraction when operation is complete
- Effortless working thanks to low weight
- LED for work area illumination
- Always ready-to-use thanks to battery charge and service display

Suitable for

4-series interchangeable dies, narrow crimping









































**K4
SERIE**

Technical data			
Crimping force	35 kN		
Stroke / opening width	9 mm		
Crimping range	6 - 150 mm ²		
Crimping cycle	3 s to 4 s (depending on crimp cross-section)		
Charging time	15 min.		
Weight incl. battery	2.4 kg		
Ambient temperature	-10 °C up to +40 °C		
Item	Part No. Bosch	Part No. Makita	
Battery powered hydraulic crimping tool 6 - 150 mm ²	EK354CFB	EK354CFM	
Scope of supply			Page
Bosch battery 18 V / 2.0 Ah, Li-Ion	RALB1EU	492	
Bosch quick-charger for 18 V Li-Ion battery	LGLB1EU	494	
Makita battery 18 V / 1.5 Ah, Li-Ion		RAL1	491
Makita quick-charger for 18 V Li-Ion battery		LGL1	494
Plastic case	KK50NG	KK50NG	
Variants			Page
Bosch battery 18 V / 5.0 Ah, Li-Ion	RALB2EU	493	
Makita battery 18 V / 3.0 Ah, Li-Ion (54 Wh)		RAL2	491



Available dies for Series 4 for EK 35/4

Suitable for	Connection material	Crimping range mm ²	Crimp profile	Page
Copper tubular cable lugs and connectors				
Tubular cable lugs and connectors blue connection [®] for compacted conductors acc. to DIN EN 60228		6 - 150		329
Tubular cable lugs and connectors, standard type, tubular cable lugs for switchgear connections		6 - 150		328
Insulated tubular cable lugs and compression joints, standard type, insulated pin terminals		10 - 70		328
Tubular cable lugs and connectors for fine stranded conductors		10 - 35		329
Tubular cable lugs and compression joints for solid conductors		1.5 - 16		329
Tubular cable lugs and connectors, Ni, stainless steel				
Tubular cable lugs and connectors, stainless steel		0.5 - 16		329
Tubular cable lugs and connectors, Ni		0.5 - 16		329
Copper compression cable lugs and connectors acc. to DIN				
Copper compression cable lugs (DIN 46235) and connectors (DIN 46267, part 1)		6 - 120		330
Terminals, connectors and pin terminals acc. to DIN - Cu				
Solderless terminals (DIN 46234) and pin terminals (DIN 46230) Cu, connectors (DIN 46341)		10 - 35		330
Insulated solderless terminals and pin terminals		10 - 16		330
Sleeves for compacted conductors and sector shaped conductors, Cu				
Pre-rounding crimping dies for Al and Cu sector shaped conductors		10 sm - 150 se / 120 sm		331
Aluminum compression cable lugs and connectors acc. to DIN				
Aluminum compression cable lugs and connectors acc. to DIN		10 - 70		331
Compression joints for full tension connections of Aldrey cables acc. to DIN EN 50182		25 - 50		331
Aluminium/copper compression cable lugs and connectors				
Aluminum side of aluminum/copper compression cable lugs and connectors: crimping dies HA4, copper side of aluminum/copper compression cable lugs and connectors: crimping dies HD4		10 - 70		331
Clamps				
Clamps, C-type		4 - 35		331
Cable end-sleeves				
Cable end-sleeve		10 - 50		332
Twin cable end-sleeves		2 x 4 - 2 x 16		332
Cable end-sleeves, trapezoidal, for fine stranded conductors		10 - 50		332
Twin cable end-sleeves, trapezoidal, for fine stranded conductors		2 x 4 - 2 x 16		332



Crimping

Battery powered hydraulic crimping tools

EK 50/5 Battery powered hydraulic crimping tool 6 - 240 mm²

**NEXT
GENERATION**



- ▶ Very large crimping range to 240 mm² (tubular cable lugs only)
- ▶ All tool data in view thanks to display and ipress app

Characteristics

- Choose your battery system: Bosch or Makita
- All data can be easily read via Bluetooth
- Closed head, flip top style, rotatable
- Quality assurance via visual and audible signals in case of error
- Simple and safe: One-button operating concept for controlling all tool functions
- Effortless working thanks to low weight
- LED for work area illumination
- Simple and safe: Automatic retraction when operation is complete
- Always ready-to-use thanks to battery charge and service display

Suitable for

- 5-series interchangeable dies, narrow crimping

































**K5
SERIE**

Technical data		
Crimping force	50 kN	
Stroke / opening width	12 mm	
Crimping range	6 - 240 mm ²	
Crimping cycle	4 s to 5 s (depending on crimp cross-section)	
Charging time	15 min.	
Weight incl. battery	2.4 kg	
Ambient temperature	-10 °C up to +40 °C	
Item	Part No. Bosch	Part No. Makita
Battery powered hydraulic crimping tool 6 - 240 mm ²	EK505CFB	EK505CFM
Scope of supply		Page
Bosch battery 18 V / 2.0 Ah, Li-Ion	RALB1EU	492
Bosch quick-charger for 18 V Li-Ion battery	LGLB1EU	494
Makita battery 18 V / 1.5 Ah, Li-Ion		RAL1 491
Makita quick-charger for 18 V Li-Ion battery		LGL1 494
Plastic case	KK50NG	KK50NG
Accessories		Page
Bosch battery 18 V / 5.0 Ah, Li-Ion	RALB2EU	493
Makita battery 18 V / 3.0 Ah, Li-Ion (54 Wh)		RAL2 491



Available dies for Series 5 for EK 50/5

Suitable for	Connection material	Crimping range mm ²	Crimp profile	Page
Tubular cable lugs and connectors, Cu				
Tubular cable lugs and connectors blue connection for compacted conductors acc. to DIN EN 60228		6 - 185		333
Tubular cable lugs and connectors, Cu, standard type		6 - 240		333
Insulated tubular cable lugs and connectors, insulated pin terminals		10 - 95		333
Tubular cable lugs and connectors for fine stranded conductors		10 - 50		334
Compression cable lugs and connectors acc. to DIN - Cu				
Cooper compression cable lugs (DIN 46235) and connectors (DIN 46267), part 1) Cu		6 - 185		334
Terminals, connectors and pin terminals acc. to DIN - Cu				
Solderless terminals (DIN 46234) and pin terminals (DIN 46230)		10 - 50		334
Sleeves for compacted conductors and sector shaped conductors, Cu				
Pre-rounding crimping dies for Al and Cu sector shaped conductors		10 sm - 300 se / 240 sm		335
Aluminum compression cable lugs and connectors acc. to DIN				
Aluminum compression cable lugs and connectors acc. to DIN		10 - 150		335
Compression joints for full tension connections of Aldrey cables acc. to DIN EN 50182		25 - 95		335
Aluminum/copper compression cable lugs and connectors				
Aluminum/copper compression cable lugs and connectors		10 - 150		335
Clamps				
Clamps, C-type		16 - 35		335
Cable end-sleeves				
Cable end-sleeves		10 - 95		336
Twin cable end-sleeves		2 x 4 - 2 x 16		336
Cable end-sleeves, trapezoidal, for fine stranded conductors		10 - 95		336
Twin cable end-sleeves, trapezoidal, for fine stranded conductors		2 x 4 - 2 x 16		336



Crimping

Battery powered hydraulic crimping tools

EK 50/18 Battery powered hydraulic crimping tool 6 - 185 mm²

**NEXT
GENERATION**



- ▶ For dies acc. to DIN 48083, sheet 1
- ▶ Fast crimp cycles due to Automatic Retraction Stop (ARS)
- ▶ All tool data in view thanks to display and ipress app

Characteristics

- All data can be easily read via Bluetooth
- Choose your battery system: Bosch or Makita
- Open head, rotatable
- Quality assurance via visual and audible signals in case of error
- Simple and safe: One-button operating concept for controlling all tool functions
- Effortless working thanks to low weight
- LED for work area illumination
- Simple and safe: Automatic retraction when operation is complete
- Automatic retract stop (ARS) for positioning control in case of multiple crimps
- Always ready-to-use thanks to battery charge and service display

Suitable for

- 18-series interchangeable dies, narrow crimping



**K18
SERIE**































Technical data	
Crimping force	50 kN
Stroke / opening width	17 mm
Crimping range	6 - 185 mm ²
Crimping cycle	5 s to 6 s (depending on cross-section)
Charging time	15 min.
Weight incl. battery	2.8 kg
Ambient temperature	-10 °C up to +40 °C

Item	Part No. Bosch	Part No. Makita	
Battery powered hydraulic crimping tool 6 - 185 mm ²	EK5018CFB	EK5018CFM	
Scope of supply			Page
Bosch battery 18 V / 2.0 Ah, Li-Ion	RALB1EU		492
Bosch quick-charger for 18 V Li-Ion battery	LGLB1EU		494
Makita battery 18 V / 1.5 Ah, Li-Ion		RAL1	491
Makita battery 18 V / 3.0 Ah, Li-Ion (54 Wh)		LGL1	494
Plastic case	KK50NG	KK50NG	
Accessories			Page
Bosch battery 18 V / 5.0 Ah, Li-Ion	RALB2EU		493
Makita battery 18 V / 3.0 Ah, Li-Ion (54 Wh)		RAL2	491



Available dies for Series 18 for EK 50/18

Refer to the limitations when crimping connectors in the technical appendix.

Suitable for	Connection material	Crimping range mm ²	Crimp profile	Page
Tubular cable lugs and connectors, Cu				
Tubular cable lugs and connectors, Cu, standard type, tubular cable lugs for switchgear connections		6 - 185		337
Insulated tubular cable lugs and compression joints, insulated pin terminals		10 - 95		337
Tubular cable lugs and connectors for fine stranded conductors		10 - 50		337
Tubular cable lugs and connectors for solid conductors		1.5 - 16		338
Compression cable lugs and connectors acc. to DIN - Cu				
Copper compression cable lugs (DIN46235) and compression joints (DIN 46267, part 1)		6 - 185		338
Terminals, connectors and pin terminals acc. to DIN - Cu				
Solderless terminals (DIN 46234) and pin terminals (DIN 46230), solderless connectors (DIN 46341) Cu		10 - 70		338
Insulated solderless terminals and pin terminals		10 - 50		338
Sleeves for compacted conductors and sector shaped conductors, Cu				
Pre-rounding crimping dies for Al and Cu sector shaped conductors		10 sm - 240 se / 185 sm		339
Aluminum compression cable lugs and connectors acc. to DIN - Al				
Aluminum compression cable lugs and connectors acc. to DIN - Al		10 - 185		339
Aluminum compression cable lugs and connectors acc. to DIN				
Compression joints for full tension connections of Aldrey cables acc. to DIN EN 50182		25 - 95		339
Clamps				
Clamps, C-type		4 - 50		339
Cable end-sleeves				
Cable end-sleeves		10 - 95		340
Twin cable end-sleeves		2 x 4 - 2 x 16		340
Cable end-sleeves, trapezoidal, for fine stranded conductors		10 - 95		340
Twin cable end-sleeves, trapezoidal, for fine stranded conductors		2 x 4 - 2 x 16		340



Crimping

Battery powered hydraulic crimping tools

EKM 60/22 Battery powered hydraulic crimping tool 6 - 300 mm²

**NEXT
GENERATION**




- ▶ Large crimping range up to 300 mm²
- ▶ All tool data in view thanks to display and ipress app

Characteristics

- Choose your battery system: Bosch or Makita
- All data can be easily read via Bluetooth
- Closed head, flip top style, rotatable
- Quality assurance via visual and audible signals in case of error
- Effortless working due to balanced centre of gravity
- LED for work area illumination
- Simple and safe: Automatic retraction when operation is complete
- Automatic retract stop (ARS) for positioning control in case of multiple crimps
- Always ready-to-use thanks to battery charge and service display

Suitable for

- 22-series interchangeable dies, narrow crimping

















































Technical data		
Crimping force	60 kN	
Hub	17.5 mm	
Crimping range	6 - 300 mm ²	
Crimping cycle	2 s (bei ARS) und 5 s (depending on crimp cross-section)	
Charging time	15 min.	
Weight incl. battery	3.0 kg	
Ambient temperature	-10 °C up to +40 °C	
Item	Part No. Bosch	Part No. Makita
Battery powered hydraulic crimping tool 6 - 300 mm ²	EKM6022CFB	EKM6022CFM
Scope of supply		Page
Bosch battery 18 V / 2.0 Ah, Li-Ion	RALB1EU	492
Bosch quick-charger for 18 V Li-Ion battery	LGLB1EU	494
Plastic case	KK50NG	
Makita battery 18 V / 1.5 Ah, Li-Ion		RAL1 491
Makita battery 18 V / 3.0 Ah, Li-Ion (54 Wh)		LGL1 494
Plastic case		KK50L
Accessories		Page
Bosch battery 18 V / 5.0 Ah, Li-Ion	RALB2EU	493
Makita battery 18 V / 4.0 Ah, Li-Ion		RAL40 492



Available dies for Series 22 for EKM 60/22

Refer to the limitations when crimping connectors in the technical appendix.

Suitable for	Connection material	Crimping range mm ²	Crimp profile	Page
Copper tubular cable lugs and connectors				
Tubular cable lugs and connectors blue connection for compacted conductors acc. to DIN EN 60228		6 - 300		342
Tubular cable lugs and connectors, standard type, tubular cable lugs for switchgear connections		6 - 300		341
Insulated cable lugs and compression joints, standard type, Insulated pin terminals		10 - 150		341
Tubular cable lugs and connectors for fine stranded conductors		10 - 70		342
Tubular cable lugs and connectors for solid conductors		10 - 50		342
Tubular cable lugs and connectors, Ni, VA				
Stainless steel tubular cable lugs and connectors		10 - 50		342
Nickel tubular cable lugs and connectors		10 - 50		342
Copper compression cable lugs and connectors to DIN				
Copper compression cable lugs (DIN 46235) and connectors (DIN 46267, part 1) acc. to DIN		6 - 300		343
Double compression cable lugs		2 x 50 - 2 x 70		343
Terminals, connectors and pin terminals acc. to DIN, copper				
Solderless terminals (DIN 46234), connectors and pin terminals (DIN 46230) acc. to DIN		10 - 70		343
Insulated solderless terminals		10 - 70		343
Sleeves for compacted conductors and sector-shaped conductors, copper				
Pre-rounding dies for sector-shaped Al and Cu conductors		10 sm - 300 se / 240 sm		344
Aluminium compression cable lugs and connectors to DIN				
Aluminium compression cable lugs and connectors to DIN		10 - 300		344
Compression joints connections for Aldrey-conductors DIN EN 50182, Al-conductors DIN EN 50182, 120 - 185 mm ²		25 - 185		344
Compression joints DIN 48085, part 3 for aluminium/steel conductors DIN EN 50182, aluminium crimping		25/4 - 120/20		345
Compression joints DIN 48085, part 3 for aluminium/steel conductors DIN EN 50182, steel crimping		25/4 - 120/20		345
Aluminium/copper compression cable lugs and connectors				
Aluminum side of aluminum/copper compression cable lugs and connectors: crimping dies A22, copper side of aluminum/copper compression cable lugs and connectors: crimping dies D22		10 - 300		344
Clamps				
Clamps, C-type		4 - 50		345
Clamps, H-type		70		345
Cable end-sleeves				
Cable end-sleeves		10 - 240		346
Twin cable end-sleeves		2 x 4 - 2 x 16		346
Cable end-sleeves, trapezoidal, for fine stranded conductors		10 - 240		346
Twin cable end-sleeves, trapezoidal, for fine stranded conductors		2 x 4 - 2 x 16		346

EK 60/22 Battery powered hydraulic crimping tool 6 - 300 mm²

**NEXT
GENERATION**



**K22
SERIE**

- ▶ Large crimping range up to 300 mm²
- ▶ Fast crimp cycles due to Automatic Retraction Stop (ARS)
- ▶ All tool data in view thanks to display and ipress app

Characteristics

- Choose your battery system: Bosch or Makita
- All data can be easily read via Bluetooth
- Closed head, flip top style, rotatable
- Quality assurance via visual and audible signals in case of error
- Simple and safe: One-button operating concept for controlling all tool functions
- Effortless working due to balanced centre of gravity
- LED for work area illumination
- Simple and safe: Automatic retraction when operation is complete
- Automatic retract stop (ARS) for positioning control in case of multiple crimps
- Always ready-to-use thanks to battery charge and service display

Suitable for

- 22-series interchangeable dies, narrow crimping















































Technical data	
Crimping force	60 kN
Hub	17 mm
Crimping range	6 - 300 mm ²
Crimping cycle	3 s to 5 s (depending on crimp cross-section)
Charging time	45 min.
Weight incl. battery	4.4 kg
Ambient temperature	-10 °C up to +40 °C

Item	Part No. Bosch	Part No. Makita	
Battery powered hydraulic crimping tool 6 - 300 mm ²	EK6022CFB	EK6022CFM	
Scope of supply			Page
Bosch battery 18 V / 5.0 Ah, Li-Ion	RALB2EU		493
Bosch quick-charger for 18 V Li-Ion battery	LGLB1EU		494
Makita battery 18 V / 4.0 Ah, Li-Ion		RAL40	492
Makita battery 18 V / 3.0 Ah, Li-Ion (54 Wh)		LGL1	494
Plastic case	KK120NG	KK120NG	
Accessories			Page
Bosch battery 18 V / 5.0 Ah, Li-Ion	RALB2EU		493
Makita battery 18 V / 4.0 Ah, Li-Ion		RAL40	492



Available dies for Series 22 for EK 60/22

Refer to the limitations when crimping connectors in the technical appendix.

Suitable for	Connection material	Crimping range mm ²	Crimp profile	Page
Copper tubular cable lugs and connectors				
Tubular cable lugs and connectors blue connection for compacted conductors acc. to DIN EN 60228		6 - 300		342
Tubular cable lugs and connectors, standard type, tubular cable lugs for switchgear connections		6 - 300		341
Insulated cable lugs and compression joints, standard type, Insulated pin terminals		10 - 150		341
Tubular cable lugs and connectors for fine stranded conductors		10 - 70		342
Tubular cable lugs and connectors for solid conductors		1.5 - 16		342
Tubular cable lugs and connectors, Ni, VA				
Stainless steel tubular cable lugs and connectors		10 - 50		342
Nickel tubular cable lugs and connectors		10 - 50		342
Copper compression cable lugs and connectors to DIN				
Copper compression cable lugs (DIN 46235) and connectors (DIN 46267, part 1) acc. to DIN		6 - 300		343
Double compression cable lugs		2 x 50 - 2 x 70		343
Terminals, connectors and pin terminals acc. to DIN, copper				
Solderless terminals (DIN 46234), connectors and pin terminals (DIN 46230) acc. to DIN		10 - 70		343
Insulated solderless terminals		10 - 70		343
Sleeves for compacted conductors and sector-shaped conductors, copper				
Pre-rounding dies for sector-shaped Al and Cu conductors		10 sm - 300 se / 240 sm		344
Aluminium compression cable lugs and connectors to DIN				
Aluminium compression cable lugs and connectors to DIN		10 - 300		344
Compression joints connections for Aldrey-conductors DIN EN 50182, Al-conductors DIN EN 50182, 120 - 185 mm ²		25 - 185		344
Compression joints DIN 48085, part 3 for aluminium/steel conductors DIN EN 50182, aluminium crimping		25/4 - 120/20		345
Compression joints DIN 48085, part 3 for aluminium/steel conductors DIN EN 50182, steel crimping		25/4 - 120/20		345
Aluminium/copper compression cable lugs and connectors				
Aluminum side of aluminum/copper compression cable lugs and connectors: crimping dies A22, copper side of aluminum/copper compression cable lugs and connectors: crimping dies D22		10 - 300		344
Clamps				
Clamps, C-type		4 - 50		345
Clamps, H-type		70		345
Cable end-sleeves				
Cable end-sleeves		10 - 240		346
Twin cable end-sleeves		2 x 4 - 2 x 16		346
Cable end-sleeves, trapezoidal, for fine stranded conductors		10 - 240		346
Twin cable end-sleeves, trapezoidal, for fine stranded conductors		2 x 4 - 2 x 16		346

EK 60 VP Battery powered hydraulic crimping tool 10 - 240 mm²

**NEXT
GENERATION**



- ▶ Crimps optimised at all times due to the patented centring system
- ▶ Fast crimp cycles due to Automatic Retraction Stop (ARS)
- ▶ All tool data in view thanks to display and ipress app

Characteristics

- Choose your battery system: Bosch or Makita
- All data can be easily read via Bluetooth
- Quad-point indent crimping feature with patented centring system, no dies required
- Open head, rotatable
- Quality assurance via visual and audible signals in case of error
- Simple and safe: One-button operating concept for controlling all tool functions
- Effortless working due to balanced centre of gravity
- LED for work area illumination
- 2-stage hydraulic system with fast feed and power stroke
- Simple and safe: Automatic retraction when operation is complete
- Always ready-to-use thanks to battery charge and service display




Technical data	
Crimping force	55 kN
Crimping range	10 - 240 mm ²
Crimping cycle	3 s to 6 s (depending on crimp cross-section)
Charging time	45 min.
Weight incl. battery	5.0 kg
Ambient temperature	-10 °C up to +40 °C

Item	Part No. Bosch	Part No. Makita
Battery powered hydraulic crimping tool 10 - 240 mm ²	EK60VPCFB	EK60VPCFM
Scope of supply		Page
Bosch battery 18 V / 5.0 Ah, Li-Ion	RALB2EU	493
Bosch quick-charger for 18 V Li-Ion battery	LGLB1EU	494
Makita battery 18 V / 4.0 Ah, Li-Ion		RAL40 492
Makita battery 18 V / 3.0 Ah, Li-Ion (54 Wh)		LGL1 494
Plastic case	KK120NG	KK120NG
Accessories		Page
Gauge and 10 Test cylinder	TS10B	TS10B

Suitable for	Connection material	Crimping range mm ²	Crimp profile
Copper tubular cable lugs and connectors			
Tubular cable lugs, standard type, tubular cable lugs for switchgear connections		10-240	
Connectors, standard type		10-120	
Tubular cable lugs for fine stranded conductors		10-240	
Connectors for fine stranded conductors		10-95	

EK 60 VP/FT Battery powered hydraulic crimping tool 16 - 300 mm²



- ▶ Suitable for crimping tubular cable lugs and connectors „standard type“ and fine and superfine stranded conductors to 300 mm²
- ▶ Fast crimp cycles due to Automatic Retraction Stop (ARS)
- ▶ All tool data in view thanks to display and ipress app

Characteristics

- Choose your battery system: Bosch or Makita
- All data can be easily read via Bluetooth
- Quad-point indent crimping feature with patented centring system, no dies required
- Closed head with bolt interlock, rotatable, flip top style
- Quality assurance via visual and audible signals in case of error
- Simple and safe: One-button operating concept for controlling all tool functions
- Effortless working due to balanced centre of gravity
- LED for work area illumination
- 2-stage hydraulic system with fast feed and power stroke
- Simple and safe: Automatic retraction when operation is complete
- Automatic retract stop (ARS) for positioning control in case of multiple crimps
- Always ready-to-use thanks to battery charge and service display

Technical data

Crimping force	55 kN
Crimping range	16 - 300 mm ²
Crimping cycle	3 s to 6 s (depending on crimp cross-section)
Charging time	45 min.
Weight incl. battery	5.1 kg
Ambient temperature	-10 °C up to +40 °C

Item	Part No. Bosch	Part No. Makita	
Battery powered hydraulic crimping tool 16 - 300 mm ²	EK60VPFTCFB	EK60VPFTCFM	
Scope of supply			Page
Bosch battery 18 V / 5.0 Ah, Li-Ion	RALB2EU		493
Bosch quick-charger for 18 V Li-Ion battery	LGLB1EU		494
Makita battery 18 V / 4.0 Ah, Li-Ion		RAL40	492
Makita battery 18 V / 3.0 Ah, Li-Ion (54 Wh)		LGL1	494
Plastic case	KK120NG	KK120NG	
Accessories			Page
Bosch battery 18 V / 5.0 Ah, Li-Ion	RALB2EU		493
Makita battery 18 V / 4.0 Ah, Li-Ion		RAL40	492

Suitable for	Connection material	Crimping range mm ²	Crimp profile
Tubular cable lugs and connectors - Cu			
Tubular cable lugs and connectors, standard type, tubular cable lugs for switchgear connections		16-300	
Tubular cable lugs and connectors for fine stranded conductors		16-300	



Crimping

Battery powered hydraulic crimping tools

EKM 60 ID Battery powered hydraulic crimping tool 10 - 240 mm²

**NEXT
GENERATION**



- ▶ Extra large crimping area due to innovative 2-stage telescopic cylinder
- ▶ Indent crimping - no changing of dies required
- ▶ All tool data in view thanks to display and ipress app

Characteristics

- Choose your battery system: Bosch or Makita
- All data can be easily read via Bluetooth
- With innovative 2-stage telescopic cylinder
- Closed head, flip top style, rotatable
- Quality assurance via visual and audible signals in case of error
- Simple and safe: One-button operating concept for controlling all tool functions
- Effortless working due to balanced centre of gravity
- LED for work area illumination
- Always ready-to-use thanks to battery charge and service display

Suitable for

- Very well suited for compacted conductors
- Especially for fine strand conductors to DIN VDE 60228



Technical data	
Crimping force	30 - 60 kN
Stroke / opening width	35.5 mm
Crimping range	Cu: 10 - 240 mm ² , Al: 50 - 240 mm ²
Crimping cycle	2 s (for ARS) to 7 s (depending on cross-section)
Charging time	15 min.
Weight incl. battery	2.5 kg
Ambient temperature	-10 °C up to +40 °C

Suitable for	Connection material	Crimping range mm ²	Crimp profile
Copper tubular cable lugs and connectors			
Tubular cable lugs and connectors, standard type, Tubular cable lugs for switch gear connections		10 - 240	
Tubular cable lugs and connectors for fine stranded conductors		10 - 240	
Terminals, connectors and pin terminals acc. to DIN			
Solderless terminals (DIN 46234) connectors and pin terminals (DIN 46230, DIN 46341)		10 - 240	
Aluminum compression cable lugs and connectors			
Aluminum compression cable lugs and connectors acc. to DIN		50 - 240	
Compression joints for full tension connections of Aldrey conductors acc. to DIN EN 50182, Al-conductor acc. to DIN EN 50182, 120 - 185 mm ²		50 - 185	
Compression joints acc. to DIN 48085, part 3 for Al/St-cable acc. to DIN EN 50182		50 - 240	
Aluminum/copper compression cable lugs and connectors			
Aluminum/copper compression cable lugs and connectors		50 - 240	

Item	Part No. Bosch	Part No. Makita	Page
Battery powered hydraulic crimping tool 10 - 240 mm ²	EKM60IDCFB	EKM60IDCFM	
Scope of supply			
Bosch battery 18 V / 2.0 Ah, Li-Ion	RALB1EU		492
Bosch quick-charger for 18 V Li-Ion battery	LGLB1EU		494
Makita battery 18 V / 1.5 Ah, Li-Ion		RAL1	491
Makita battery 18 V / 3.0 Ah, Li-Ion (54 Wh)		LGL1	494
Plastic case	KK50NG	KK50NG	
Accessories			
Bosch battery 18 V / 5.0 Ah, Li-Ion	RALB2EU		493
Makita battery 18 V / 4.0 Ah, Li-Ion		RAL40	492

EK 120 ID Battery powered hydraulic crimping tool 35 - 500 mm²



- ▶ For superfine-stranded conductors to 500 mm²
- ▶ Indent crimping, no dies required
- ▶ All tool data in view thanks to display and ipress app

Characteristics

- Choose your battery system: Bosch or Makita
- All data can be easily read via Bluetooth
- Closed head, flip top style, rotatable
- Quality assurance via visual and audible signals in case of error
- Simple and safe: One-button operating concept for controlling all tool functions
- Effortless working due to balanced centre of gravity
- LED for work area illumination
- 2-stage hydraulic system with fast feed and power stroke
- Simple and safe: Automatic retraction when operation is complete
- Automatic retract stop (ARS) for positioning control in case of multiple crimps
- Always ready-to-use thanks to battery charge and service display



Technical data	
Crimping force	108 kN
Stroke / opening width	52 mm
Crimping range	35 - 500 mm ²
Crimping cycle	10 s to 11 s (depending on crimp cross-section)
Charging time	45 min.
Weight incl. battery	7.0 kg
Ambient temperature	-10 °C up to +40 °C

Item	Part No. Bosch	Part No. Makita	
Battery powered hydraulic crimping tool 35 - 500 mm ²	EK120IDCFB	EK120IDCFM	
Scope of supply			Page
Bosch battery 18 V / 5.0 Ah, Li-Ion	RALB2EU		493
Bosch quick-charger for 18 V Li-Ion battery	LGLB1EU		494
Makita battery 18 V / 4.0 Ah, Li-Ion		RAL40	492
Makita battery 18 V / 3.0 Ah, Li-Ion (54 Wh)		LGL1	494
Plastic case	KK120NG	KK120NG	
Accessories			Page
Bosch battery 18 V / 5.0 Ah, Li-Ion	RALB2EU		493
Makita battery 18 V / 4.0 Ah, Li-Ion		RAL40	492

EK 120/32 Battery powered hydraulic crimping tool 16 - 400 mm²

**NEXT
GENERATION**



- ▶ Very large crimping range up to 400 mm²
- ▶ Up to 60% fewer crimps thanks to wide crimping in comparison to 6 t tools
- ▶ All tool data in view thanks to display and ipress app

Characteristics

- Choose your battery system: Bosch or Makita
- All data can be easily read via Bluetooth
- Open head, rotatable
- Quality assurance via visual and audible signals in case of error
- Simple and safe: One-button operating concept for controlling all tool functions
- Effortless working due to balanced centre of gravity
- LED for work area illumination
- 2-stage hydraulic system with fast feed and power stroke
- Simple and safe: Automatic retraction when operation is complete
- Automatic retract stop (ARS) for positioning control in case of multiple crimps
- Always ready-to-use thanks to battery charge and service display

Suitable for

- 13-series interchangeable dies, wide crimping

Technical data			
Crimping force	120 kN		
Stroke / opening width	32 mm		
Crimping range	16 - 400 mm ²		
Crimping cycle	7 s to 8 s (depending on crimp cross-section)		
Charging time	45 min.		
Weight incl. battery	6.8 kg		
Ambient temperature	-10° C up to +40 °C		
Item	Part No. Bosch	Part No. Makita	
Battery powered hydraulic crimping tool 16 - 400 mm ²	EK12032CFB	EK12032CFM	
Scope of supply			Page
Bosch battery 18 V / 5.0 Ah, Li-Ion	RALB2EU	493	
Bosch quick-charger for 18 V Li-Ion battery	LGLB1EU	494	
Makita battery 18 V / 4.0 Ah, Li-Ion		RAL40	492
Makita battery 18 V / 3.0 Ah, Li-Ion (54 Wh)		LGL1	494
Plastic case	KK120NG	KK120NG	
Accessories			Page
Bosch battery 18 V / 5.0 Ah, Li-Ion	RALB2EU	493	
Makita battery 18 V / 4.0 Ah, Li-Ion		RAL40	492



**K13
SERIE**



Available dies for Series 13 for EK 120/32

Refer to the limitations when crimping connectors in the technical appendix.

Suitable for	Connection material	Crimping range mm ²	Crimp profile	Page
Tubular cable lugs and connectors, Cu				
Tubular cable lugs and connectors, Cu, standard type, tubular cable lugs for switchgear connections		16 - 400		347
Butt connectors, standard type		16 - 185		347
Insulated tubular cable lugs and connectors, insulated pin terminals		10 - 150		347
Tubular cable lugs and connectors for fine stranded conductors		16 - 150		348
Compression cable lugs and connectors acc. to DIN - Cu				
Compression cable lugs (DIN46230) and connectors (DIN 46267, part 1) Cu		16 - 300		348
Compression joints DIN 46267 part 1		16 - 150		348
Double compression cable lugs		2 x 50 - 2 x 95		348
Terminals, connectors and pin terminals acc. to DIN - Cu				
Terminals (DIN 46234) and pin terminals (DIN 46230) Cu, solderless connectors (DIN 46341) Cu		16 - 150		349
Insulated terminals and pin terminals		10 - 95		349
Sleeves for compacted conductors and sector shaped conductors, Cu				
Pre-rounding crimping dies for Al and Cu sector shaped conductors		10 sm - 300 se / 300 sm		349
Aluminum compression cable lugs and connectors acc. to DIN				
Aluminum compression cable lugs and connectors acc. to DIN		10 - 240		350
Compression joints for full tension connections of Aldrey cables acc. to DIN EN 50182, Al conductors DIN EN 50182, 120 - 185 mm ²		25 - 185		350
Compression joints acc. to DIN 45085, part 3 for Al-steel cable acc. to DIN EN 50182, aluminum crimping		24/4 - 120/20		350
Compression joints acc. to DIN 48085, part 3 for Al-steel cables acc. to DIN EN 50182, steel crimping		25/4 - 120/20		350
Aluminum/copper compression cable lugs and connectors				
Aluminum/copper compression cable lugs and connectors		10 - 240		350
Clamps				
Clamps, C-type		10 - 70		351
Clamps, H-type		70 - 120		351
Cable end-sleeves				
Cable end-sleeves		25 - 240		351
Cable end-sleeves, trapezoidal, for fine stranded conductors		25 - 240		351

EK 120/42 Battery powered hydraulic crimping tool 16 - 400 mm²

**NEXT
GENERATION**



- ▶ C-head with very wide crimping range to 400 mm²
- ▶ Up to 60% fewer crimps thanks to wide crimping in comparison to 6 t tools
- ▶ Easy handling by optimum weight distribution
- ▶ All tool data in view thanks to display and ipress app

Characteristics

- Choose your battery system: Bosch or Makita
- All data can be easily read via Bluetooth
- Open head, rotatable
- Quality assurance via visual and audible signals in case of error
- Simple and safe: One-button operating concept for controlling all tool functions
- Effortless working due to balanced centre of gravity
- LED for work area illumination
- 2-stage hydraulic system with fast feed and power stroke
- Simple and safe: Automatic retraction when operation is complete
- Automatic retract stop (ARS) for positioning control in case of multiple crimps
- Always ready-to-use thanks to battery charge and service display

Suitable for

- 13-series interchangeable dies, wide crimping

Technical data	
Crimping force	120 kN
Stroke / opening width	42 mm
Crimping range	16 - 400 mm ²
Crimping cycle	8 s to 9 s (depending on crimp cross-section)
Charging time	45 min.
Weight incl. battery	7.1 kg
Ambient temperature	-10 °C up to +40 °C



































Item	Part No. Bosch	Part No. Makita	
Battery powered hydraulic crimping tool 16 - 400 mm ²	EK12042CFB	EK12042CFM	
Scope of supply			Page
Bosch battery 18 V / 5.0 Ah, Li-Ion	RALB2EU		493
Bosch quick-charger for 18 V Li-Ion battery	LGLB1EU		494
Makita battery 18 V / 4.0 Ah, Li-Ion		RAL40	492
Makita battery 18 V / 3.0 Ah, Li-Ion (54 Wh)		LGL1	494
Plastic case	KK120NG	KK120NG	
Accessories			Page
Bosch battery 18 V / 5.0 Ah, Li-Ion	RALB2EU		493
Makita battery 18 V / 4.0 Ah, Li-Ion		RAL40	492



**K13
SERIE**



Available dies for Series 13 for EK 120/42

Suitable for	Connection material	Crimping range mm ²	Crimp profile	Page
Tubular cable lugs and connectors, Cu				
Tubular cable lugs and connectors, Cu, standard type, tubular cable lugs for switchgear connections		16 - 400		347
Insulated tubular cable lugs and connectors, insulated pin terminals		10 - 150		347
Tubular cable lugs and connectors for fine stranded conductors		16 - 150		348
Compression cable lugs and connectors acc. to DIN - Cu				
Compression cable lugs (DIN 46235) and connectors (DIN 46267, part 1) Cu		16 - 300		348
Double compression cable lugs		2 x 50 - 2 x 95		348
Terminals, connectors and pin terminals acc. to DIN - Cu				
Terminals (DIN 46234) and pin terminals (DIN 46230) Cu, solderless connectors (DIN 46341) Cu		16 - 150		349
Insulated terminals and pin terminals		10 - 95		349
Sleeves for compacted conductors and sector shaped conductors, Cu				
Pre-rounding crimping dies for Al and Cu sector shaped conductors		10 sm - 300 se / 300 sm		349
Aluminum compression cable lugs and connectors acc. to DIN				
Aluminum compression cable lugs and connectors acc. to DIN		10 - 240		350
Compression points for full tension connections of Aldrey cables acc. to DIN EN 50182, Al conductors DIN EN 50182, 120 - 185 mm ²		25 - 185		350
Compression joints acc. to DIN 48085, part 3 for Al-steel cables acc. to DIN EN 50182, aluminum crimping		25/4 - 120/20		350
Compression joints acc. to DIN 45085, part 3 for Al-steel cables acc. to DIN EN 50182, steel crimping		25/4 - 120/20		350
Aluminum/copper compression cable lugs and connectors				
Aluminum/copper compression cable lugs and connectors		10 - 240		350
Clamps				
Clamps, C-type		10 - 70		351
Clamps, H-type		70 - 120		351
Cable end-sleeves				
Cable end-sleeves		25 - 240		351
Cable end-sleeves, trapezoidal, for fine stranded conductors		25 - 240		351

EK 120 U Battery powered hydraulic crimping tool 16 - 400 mm²

**NEXT
GENERATION**



- ▶ H-head for deep groove crimps
- ▶ Up to 60% fewer crimps thanks to wide crimping in comparison to 6 t tools
- ▶ All tool data in view thanks to display and ipress app

Characteristics

- Choose your battery system: Bosch or Makita
- All data can be easily read via Bluetooth
- Closed head, rotatable
- Quality assurance via visual and audible signals in case of error
- Simple and safe: One-button operating concept for controlling all tool functions
- Effortless working due to balanced centre of gravity
- LED for work area illumination
- 2-stage hydraulic system with fast feed and power stroke
- Simple and safe: Automatic retraction when operation is complete
- Automatic retract stop (ARS) for positioning control in case of multiple crimps
- Always ready-to-use thanks to battery charge and service display

Suitable for

- 13-series interchangeable dies, wide crimping

**K13
SERIE**

IEC

Technical data	
Crimping force	120 kN
Stroke / opening width	20 mm
Crimping range	16 - 400 mm ²
Crimping cycle	7 s to 8 s (depending on crimp cross-section)
Charging time	45 min.
Weight incl. battery	6.2 kg
Ambient temperature	-10° C up to +40 °C

Item	Part No. Bosch	Part No. Makita	
Battery powered hydraulic crimping tool 16 - 400 mm ²	EK120UCFB	EK120UCFM	
Scope of supply			Page
Bosch battery 18 V / 5.0 Ah, Li-Ion	RALB2EU		493
Bosch quick-charger for 18 V Li-Ion battery	LGLB1EU		494
Makita battery 18 V / 4.0 Ah, Li-Ion		RAL40	492
Makita battery 18 V / 3.0 Ah, Li-Ion (54 Wh)		LGL1	494
Plastic case	KK120NG	KK120NG	
Accessories			Page
Bosch battery 18 V / 5.0 Ah, Li-Ion	RALB2EU		493
Makita battery 18 V / 4.0 Ah, Li-Ion		RAL40	492



Available dies for Series 13 for EK 120 U

Suitable for	Connection material	Crimping range mm ²	Crimp profile	Page
Tubular cable lugs and connectors, Cu				
Tubular cable lugs and connectors, Cu, standard type, tubular cable lugs for switchgear connectors		16 - 400		347
Insulated tubular cable lug and compression joints		10 - 150		347
Tubular cable lugs and connection for fine stranded conductors		16 - 150		348
Compression cable lugs and connectors acc. to DIN - Cu				
Copper compression cable lugs (DIN 46235) and connectors (DIN 46267, part 1) Cu		16 - 300		348
Double compression cable lugs		2 x 50 - 2 x 95		348
Terminals, connectors and pin terminals acc. to DIN - Cu				
Terminals (DIN 46234) and pin terminals (DIN 46230) Cu, solderless connectors (DIN 46341) Cu		16 - 150		349
Insulated terminals and pin terminals		10 - 95		349
Sleeves for compacted conductors and sector shaped conductors, Cu				
Pre-rounding crimping dies for Al and Cu sector shaped conductors, 3 and 4 core sector shaped conductors		10 sm - 300 se / 300 sm		349
Compression cable lugs and connectors acc. To DIN-Al				
Compression cable lugs and connectors acc. To DIN-Al		10 - 240		350
Compression joints for full tension connections of Aldrey cables acc. to DIN EN 50182, Al conductors DIN EN 50182, 120 - 185 mm ²		25 - 185		350
Compression joints acc. to DIN 48085, part 3 for Al-steel cables acc. to DIN EN 50182, aluminum crimping		25/4 - 120/20		350
Compression joints acc. to DIN 48085, part 3 for Al-Steel cables acc. to DIN EN 50182, steel crimping		25/4 - 120/20		350
Aluminum/copper compression cable lugs and connectors				
Aluminum/copper compression cable lugs and connectors		10 - 240		350
Clamps and screw connectors				
C-clamps		10 - 70		351
H-clamps		70 - 120		351
Cable end-sleeves				
Cable end-sleeves		25 - 240		351
Cable end-sleeves, trapezoidal, for fine stranded conductors		25 - 240		351

EK 135 FT Battery powered hydraulic crimping tool 10 - 630 mm²

**NEXT
GENERATION**



- ▶ Very large crimping range to 630 mm²
- ▶ Very powerful with a crimping force of 13.5 t
- ▶ All tool data in view thanks to display and ipress app

Characteristics

- Choose your battery system: Bosch or Makita
- All data can be easily read via Bluetooth
- Closed head, rotatable
- Quality assurance via visual and audible signals in case of error
- Simple and safe: One-button operating concept for controlling all tool functions
- Effortless working due to balanced centre of gravity
- LED for work area illumination
- 2-stage hydraulic system with fast feed and power stroke
- Simple and safe: Automatic retraction when operation is complete
- Automatic retract stop (ARS) for positioning control in case of multiple crimps
- Always ready-to-use thanks to battery charge and service display

Suitable for

- 13-series interchangeable dies, wide crimping
- 15-series interchangeable dies, wide crimping



Technical data	
Crimping force	135 kN
Stroke / opening width	50.8 mm
Crimping range	10 - 630 mm ²
Crimping cycle	ca. 10 s to 11 s (depending on cross-section)
Charging time	45 min.
Weight incl. battery	10.2 kg
Ambient temperature	-10 °C up to +40 °C

Item	Part No. Bosch	Part No. Makita	
Battery powered hydraulic crimping tool 10 - 630 mm ²	EK135FTCFB	EK135FTCFM	
Scope of supply			Page
Bosch battery 18 V / 5.0 Ah, Li-Ion	RALB2EU		493
Bosch quick-charger for 18 V Li-Ion battery	LGLB1EU		494
Adapter for crimping dies series 13	UA15T	UA15T	478
Makita battery 18 V / 4.0 Ah, Li-Ion		RAL40	492
Makita battery 18 V / 3.0 Ah, Li-Ion (54 Wh)		LGL1	494
Plastic case	KK135FTNG	KK135FTNG	
Accessories			Page
Bosch battery 18 V / 5.0 Ah, Li-Ion	RALB2EU		493
Makita battery 18 V / 4.0 Ah, Li-Ion		RAL40	492



Available dies for Series 13 and 15 for EK 135 FT

Suitable for	Connection material	Crimping range mm ²	Crimp profile	Page
Copper tubular cable lugs and connectors				
Tubular cable lugs and connectors, standard type, tubular cable lugs for switchgear connections		16 - 400		347
Insulated terminals and connectors, Insulated pin terminals		10 - 150		347
Tubular cable lugs and connectors for fine stranded conductors		16 - 150		348
Copper compression cable lugs and connectors to DIN				
Copper compression cable lugs (DIN 46235) and connectors (DIN 46267, part 1) acc. to DIN		16 - 300		348
Copper compression cable lugs (DIN 46235) and connectors (DIN 46267, part 1) acc. to DIN		400 - 625		352
Double compression cable lugs		2 x 50 - 2 x 95		348
Terminals, connectors and pin terminals to DIN - Cu				
Copper Copper solderless bterminals (DIN 46234) and pin terminals (DIN 46230) acc. to DIN, copper solderless connectors (DIN 46341) acc. to DIN		16 - 150		349
Insulated solderless terminals and pin terminals		10 - 95		349
Sleeves for compacted conductors and sector-shaped conductors, copper				
Pre-rounding dies for sector-shaped Al and Cu conductors, 3- and 4-core sector-shaped conductors		10 sm - 300 se / 300 sm		349
Aluminum compression cable lugs and connectors to DIN				
Aluminum compression cable lugs and connectors to DIN		10 - 240		350
Aluminum compression cable lugs and connectors to DIN		400 - 500		352
Compression joints for full tension connections of Aldrey conductors acc. to DIN EN 50182, Al-conductor acc. to DIN EN 50182, 120 - 185 mm ²		25 - 185		350
Compression joints acc. to DIN 48085, part 3 for Al/St-cable acc. to DIN EN 50182, Aluminum crimping		25 - 185		350
Compression joints acc. to DIN 48085, part 3 for Al/St-cables acc. to DIN EN 50182, stell crimping		25/4 - 120/20		350
Aluminum/copper compression cable lugs and connectors				
Aluminum/copper compression cable lugs and connectors acc. to DIN		10 - 300		350
Aluminum/copper compression cable lugs and connectors acc. to DIN		400 - 500		352
Clamps				
Clamps, C-type		10 - 70		351
Clamps, H-type		70 - 120		351
Cable end-sleeves				
Cable end-sleeves		25 - 240		351
Cable end-sleeves, special trapezoid crimp for fine stranded conductors		25 - 240		351



Crimping

Battery powered hydraulic crimping tools

EKM 60 UNV Battery-powered hydraulic universal tool 6 - 300 mm²

**NEXT
GENERATION**



- ▶ One head for crimping, cutting and punching - one tool for all
- ▶ Ideal in the assembly field where all common jobs can be carried out using one tool
- ▶ All tool data on view thanks to display and ipress app
- ▶ Small and slim, perfect for cramped conditions

Characteristics

- Choose your battery system: Bosch or Makita
- All data can be easily read via Bluetooth
- Universal head flip top style, rotatable
- Simple and safe: One-button operating concept for controlling all tool functions
- Effortless working due to balanced centre of gravity
- LED for work area illumination
- Simple and safe: Automatic retraction when operation is complete
- Always ready-to-use thanks to battery charge and service display

Technical instructions

- Interchangeable adapters and dies for crimping, cutting and punching you will find on page 478



**K22
SERIE**

**K18
SERIE**

**K5
SERIE**

Technical data	
Crimping force	60 kN
Stroke	42 mm
Crimping range	6 - 300 mm ²
Crimping cycle	7 s up to 9 s (depending on cross-section)
Cutting range	max. 40 mm dia.
Punching capacity	up to 64 mm dia. round, up to 92 x 92 mm square
Charging time	15 min.
Weight	3.0 kg
Ambient temperature	-10 °C up to +40 °C

Item	Part No. Bosch	Part No. Makita	
Battery-powered hydraulic universal tool 6 - 300 mm ²	EKM60UNVCFB	EKM60UNVCFM	
Scope of supply			Page
Bosch battery 18 V / 2.0 Ah, Li-Ion	RALB1EU		492
Bosch quick-charger for 18 V Li-Ion battery	LGLB1EU		494
Makita battery 18 V / 1.5 Ah, Li-Ion		RAL1	491
Makita quick-charger for 18 V Li-Ion battery		LGL1	494
Adapter for crimping dies of Series 22	UA22	UA22	478
Plastic case 450 x 370 x 105 mm	KKMUNVNG	KKMUNVNG	
Accessories			Page
Bosch battery 18 V / 5.0 Ah, Li-Ion	RALB2EU		493
Makita battery 18 V / 3.0 Ah, Li-Ion (54 Wh)		RAL2	491

EK 60 UNV Battery-powered hydraulic universal tool 6 - 300 mm²



- ▶ One head for crimping, cutting and punching - one tool for all
- ▶ Ideal in the assembly field where all common jobs can be carried out using one tool
- ▶ Fast working due to 2-stage hydraulics
- ▶ All tool data on view thanks to display and ipress app

Characteristics

- Choose your battery system: Bosch or Makita
- All data can be easily read via Bluetooth
- Universal head flip top style, rotatable
- Simple and safe: One-button operating concept for controlling all tool functions
- Effortless working due to balanced centre of gravity
- LED for work area illumination
- Simple and safe: Automatic retraction when operation is complete
- Always ready-to-use thanks to battery charge and service display

Technical instructions

- Interchangeable adapters and dies for crimping, cutting and punching you will find on page 478

Technical data	
Crimping force	60 kN
Stroke	42 mm
Crimping range	6 - 300 mm ²
Crimping cycle	3 s to 5 s (depending on cross-section)
Cutting range	max. 40 mm dia.
Punching capacity	up to 64 mm dia. round
Charging time	45 min.
Weight	4.8 kg
Ambient temperature	-10 °C up to +40 °C

Item	Part No. Bosch	Part No. Makita
Battery-powered hydraulic universal tool 6 - 300 mm ²	EK60UNVCFB	EK60UNVCFM

Scope of supply			Page
Bosch battery 18 V / 5.0 Ah, Li-Ion	RALB2EU		493
Bosch quick-charger for 18 V Li-Ion battery	LGLB1EU		494
Makita battery 18 V / 4.0 Ah, Li-Ion		RAL40	492
Makita quick-charger for 18 V Li-Ion battery		LGL1	494
Plastic case 450 x 370 x 105 mm	UA22	UA22	478
Adapter for crimping dies of Series 22	KK120UNVNG	KK120UNVNG	

EK 120 UNV Battery-powered hydraulic universal tool 10 - 400 mm²

**NEXT
GENERATION**



- ▶ One head for crimping, cutting and punching - one tool for all
- ▶ Ideal in the assembly field where all common jobs can be carried out using one tool
- ▶ All tool data on view thanks to display and ipress app

Characteristics

- Choose your battery system: Bosch or Makita
- All data can be easily read via Bluetooth
- Universal head flip top style, rotatable
- Simple and safe: One-button operating concept for controlling all tool functions
- Effortless working due to balanced centre of gravity
- LED for work area illumination
- Simple and safe: Automatic retraction when operation is complete
- Always ready-to-use thanks to battery charge and service display

Technical instructions

- Interchangeable adapters and dies for crimping, cutting and punching you will find on page 478

Technical data

Crimping force	108 kN
Stroke	42 mm
Crimping range	10 - 400 mm ²
Crimping cycle	Depending on cable type
Cutting range	max. 40 mm dia.
Punching capacity	up to 144 mm dia. round, up to 138 x 138 mm square
Charging time	45 min.
Weight	6.5 kg
Ambient temperature	-10 °C up to +40 °C

Item	Part No. Bosch	Part No. Makita	
Battery-powered hydraulic universal tool 10 - 400 mm ²	EK120UNVCFB	EK120UNVCFM	
Scope of supply			Page
Bosch battery 18 V / 5.0 Ah, Li-Ion	RALB2EU		493
Bosch quick-charger for 18 V Li-Ion battery	LGLB1EU		494
Plastic case 450 x 370 x 105 mm	KK120UNVNG	KK120UNVNG	
Adapter for crimping dies	UA12TKL	UA12TKL	478



**K13
SERIE**



EASY TO HANDLE - HAND-OPERATED HYDRAULIC CRIMPING TOOLS

2

Klauke tools work for you. The 2-stage hydraulic system ensures automatic retraction after crimping. Rotating heads come into their own even in confined areas and support you up to a cross-sectional range of 400 mm². Aluminium makes the tool lighter and the work easier. The bolt interlock makes the device safe when not in use. You save energy and time. All you need to do yourself is crimp.



► Convenient to use

Several crimps in succession are tiring. And so for our hand-operated hydraulic tools, we produced the housing and pump lever from aluminium to achieve a low weight. The pump lever is in exactly the correct position, and so the pump movement requires only a small space. Work better with the convenience of Klauke.

- Large crimping range up to 400 mm²
- Ergonomic design for effortless operations
- 2-stage hydraulic system with fast feed and power stroke
- Simple and reliable due to automatic retraction after every crimping operation
- Low weight thanks to the aluminium pump lever and housing

► Adapts

All hand-operated hydraulic crimping tools have crimping heads that rotate through 360°. You can work even in confined areas with flexible settings.

- 360° rotating crimping heads for safe operations in confined spaces
- Well suited for installing cable joints underground or in panel building

► Save yourself the return stroke

Your effort goes only into the crimping process. When the crimping process is complete, the crimping jaws retract into the home position via the automatic retraction function.



Crimping

Hand-operated hydraulic crimping tools

HK 60/18 Hand-operated hydraulic crimping tool 6 - 185 mm²



K18
SERIE

- ▶ For standardised crimping dies to DIN 48083
- ▶ Effortless operations thanks to low weight


Characteristics

- Closed head, flip top style, rotatable
- Light weight due to high quality aluminium housing
- 2-stage hydraulic system with fast feed and power stroke
- Simple and safe: Automatic retraction when operation is complete

Suitable for

- 18-series interchangeable dies, narrow crimping

































Technical data	
Crimping force	60 kN
Stroke	14 mm
Crimping range	6 - 185 mm ²
Length	470 mm
Weight	3.0 kg
Ambient temperature	-20 up to +40 °C
Item	Part No.
Hand-operated hydraulic crimping tool 6 - 185 mm ²	HK6018
Scope of supply	Part No.
Steel carrying case	MK6018





Available dies for Series 18 for HK 60/18

Refer to the limitations when crimping connectors in the technical appendix.

Suitable for	Connection material	Crimping range mm ²	Crimp profile	Page
Copper tubular cable lugs and connectors				
Tubular cable lugs and connectors, standard type, tubular cable lugs for switchgear connections		6 - 185		337
Insulated cable lugs and compression joints, standard type, insulated pin terminals		10 - 95		337
Tubular cable lugs and connectors for fine stranded conductors		10 - 50		337
Tubular cable lugs and connectors for solid conductors		1.5 - 16		338
Copper compression cable lugs and connectors to DIN				
Copper compression cable lugs (DIN 46235) and compression joints acc. to DIN		6 - 185		338
Terminals, connectors and pin terminals acc. to DIN - copper				
Solderless terminals (DIN 46234) and pin terminals (DIN 46230), solderless connectors (DIN 46341)		10 - 70		338
Insulated solderless terminals		10 - 50		338
Sleeves for compacted conductors and sector shaped conductors, copper				
Pre-rounding dies for sector shaped Al and Cu conductors		10 sm - 240 se / 185 sm		339
Aluminium compression cable lugs and connectors acc. to DIN				
Aluminium compression cable lugs and connectors		10 - 185		339
Compression joints for full tension connections of Aldrey cables acc. to DIN EN 50182		25 - 95		339
Aluminium/copper compression cable lugs and connectors				
Aluminum side of aluminum/copper compression cable lugs and connectors: crimping dies A, copper side of aluminum/copper compression cable lugs and connectors: crimping dies D		10 - 185		339
Clamps				
Clamps, C-type		4 - 50		339
Cable end-sleeves				
Cable end-sleeves		10 - 95		340
Twin cable end-sleeves		2 x 4 - 2 x 16		340
Cable end-sleeves, trapezoidal, for fine stranded conductors		10 - 95		340
Twin cable end-sleeves, trapezoidal, for fine stranded conductors		2 x 4 - 2 x 16		340
Cutting die				
Cutting die		18 mm dia.		412



Crimping

Hand-operated hydraulic crimping tools

HK 60/22 Hand-operated hydraulic crimping tool 6 - 300 mm²



- ▶ Large crimping range up to 300 mm²
- ▶ Slim crimping head - ideal when space is critical

Characteristics

- Closed head, flip top style, rotatable
- Light weight due to high quality aluminium housing
- 2-stage hydraulic system with fast feed and power stroke
- Simple and safe: Automatic retraction when operation is complete

Suitable for

- 22-series interchangeable dies, narrow crimping

Additional information















































- Part Number appendix for W crimping dies (UL-tested) "W"

Technical data	
Crimping force	60 kN
Stroke	17 mm
Crimping range	6 - 300 mm ²
Length	460 mm
Weight	3.3 kg
Ambient temperature	-20 °C up to +40 °C
Item	Part No.
Hand-operated hydraulic crimping tool 6 - 300 mm ²	HK6022
Scope of supply	Part No.
Steel carrying case	MK6022
Variants	Part No.
HK 60/22 with crimping die set R 22 from 16 - 240 mm ²	HK6022SETR
HK 60/22 with crimping die set D 22 from 16 - 240 mm ²	HK6022SETD



Available dies for Series 22 for HK 60/22

Refer to the limitations when crimping connectors in the technical appendix.

Suitable for	Connection material	Crimping range mm ²	Crimp profile	Page
Tubular cable lugs and connectors, Cu				
Tubular cable lugs and connectors blue connection for compacted conductors acc. to DIN EN 60228		6 - 300		342
Tubular cable lugs and connectors, Cu, standard type, tubular cable lugs for switchgear connections		6 - 300		341
Insulated tubular cable lugs and connectors, insulated pin terminals		10 - 150		341
Tubular cable lugs and connectors for fine stranded conductors		10 - 70		342
Tubular cable lugs and connectors for solid conductors		1.5 - 16		342
Tubular cable lugs and connectors, Ni, VA				
Stainless steel tubular cable lugs and connectors		10 - 50		342
Nickel tubular cable lugs and connectors		10 - 50		342
Copper compression cable lugs and connectors acc. to DIN - Cu				
Compression cable lugs (DIN 46235) and connectors (DIN 46267, part 1) Cu		6 - 300		343
Double crimping compression cable lugs		2 x 50 - 2 x 70		343
Terminals, connectors and pin terminals acc. to DIN, copper				
Terminals (DIN 46234) and pin terminals (DIN 46230) Cu, solderless connectors (DIN 46341) Cu		10 - 70		343
Insulated terminals and pin terminals		10 - 70		343
Sleeves for compacted conductors and sector-shaped conductors, copper				
Pre-rounding dies for sector-shaped Al and Cu conductors		10 sm - 300 se / 240 sm		344
Aluminium compression cable lugs and connectors to DIN				
Aluminium compression cable lugs and connectors to DIN		10 - 300		344
Compression joints connections for Aldrey-conductors DIN EN 50182, Al-conductors DIN EN 50182, 120 - 185 mm ²		25 - 185		344
Compression joints DIN 48085, part 3 for aluminium/steel conductors DIN EN 50182, aluminium crimping		25 / 4 - 120 / 20		345
Compression joints DIN 48085, part 3 for aluminium/steel conductors DIN EN 50182, steel crimping		25 / 4 - 120 / 20		345
Aluminium/copper compression cable lugs and connectors				
Aluminum side of aluminum/copper compression cable lugs and connectors: crimping dies A22, copper side of aluminum/copper compression cable lugs and connectors: crimping dies D22		10 - 300		334
Clamps				
Clamps, H-type		70		345
Clamps, C-type		4 - 50		345
Cable end-sleeves				
Cable end-sleeves		10 - 240		346
Twin cable end-sleeves		2 x 4 - 2 x 16		346
Cable end-sleeves, trapezoidal, for fine stranded conductors		10 - 240		346
Twin cable end-sleeves, trapezoidal, for fine stranded conductors		2 x 4 - 2 x 16		346



Crimping

Hand-operated hydraulic crimping tools

HK 60 VP Hand-operated hydraulic crimping head 10 - 240 mm²



- ▶ Suitable for crimping tubular cable lugs and connectors “standard type“ and fine and superfine stranded conductors up to 240 mm²
- ▶ The patented centring system guarantees optimum crimps every time

Characteristics

- Quad-point indent crimping feature with patented centring system, no dies required
- Open head, rotatable
- Light weight due to high quality aluminium housing
- 2-stage hydraulic system with fast feed and power stroke
- Simple and safe: Automatic retraction when operation is complete

Technical data

Crimping force	55 kN
Crimping range	10 - 240 mm ²
Length	525 mm
Weight	4.1 kg
Ambient temperature	-20 °C up to +40 °C

Item	Part No.
Hand-operated hydraulic crimping tool 10 - 240 mm ²	HK60VP
Scope of supply	Part No.
Steel carrying case	MK60VP
Gauge and 10 test cylinder	TS10B
Accessories	Part No.
Gauge and 10 test cylinder	TS10B



Suitable for	Connection material	Crimping range mm ²	Crimp profile
Copper tubular cable lugs and connectors			
Tubular cable lugs, standard type, tubular cable lugs for switchgear connections		10 - 240	
Tubular cable lugs for fine stranded conductors		10 - 240	
Connectors for fine stranded conductors		10 - 95	
Connectors, standard type		10 - 120	



HK 60 VP/FT Hand-operated hydraulic crimping head 16 - 300 mm²



- ▶ Suitable for crimping tubular cable lugs and connectors "standard type" and fine and superfine stranded conductors to 300 mm²
- ▶ The patented centring system guarantees optimum crimps every time
- ▶ Closed crimping head - ideal for utility lines construction

Characteristics





- Quad-point indent crimping feature with patented centring system, no dies required
- Closed head with bolt interlock, rotatable, flip top style
- Light weight due to high quality aluminium housing
- 2-stage hydraulic system with fast feed and power stroke
- Simple and safe: Automatic retraction when operation is complete

Technical data

Crimping force	55 kN
Crimping range	16 - 300 mm ²
Length	535 mm
Weight	4.1 kg
Ambient temperature	-20 °C up to +40 °C

Item	Part-No.
Hand-operated hydraulic crimping tool 16 - 300 mm ²	HK60VPFT
Scope of supply	Part-Nr.
Steel carrying case	MK60VP
Gauge and 10 test cylinder	TS10B
Accessories	Part.-Nr.
Gauge and 10 test cylinder	TS10B



Suitable for	Connection material	Crimping range mm ²	Crimp profile
Copper tubular cable lugs and connectors			
Tubular cable lugs and connectors, standard type, tubular cable lugs for switchgear connections		16 - 300	
Tubular cable lugs and compression joints for fine stranded conductors		16 - 300	



Crimping

Hand-operated hydraulic crimping tools

HK 120/30 Hand-operated hydraulic crimping tool 16 - 400 mm²

- ▶ Very large crimping range to 400 mm²
- ▶ Up to 60% fewer crimps thanks to wide crimping in comparison to 6 t tools



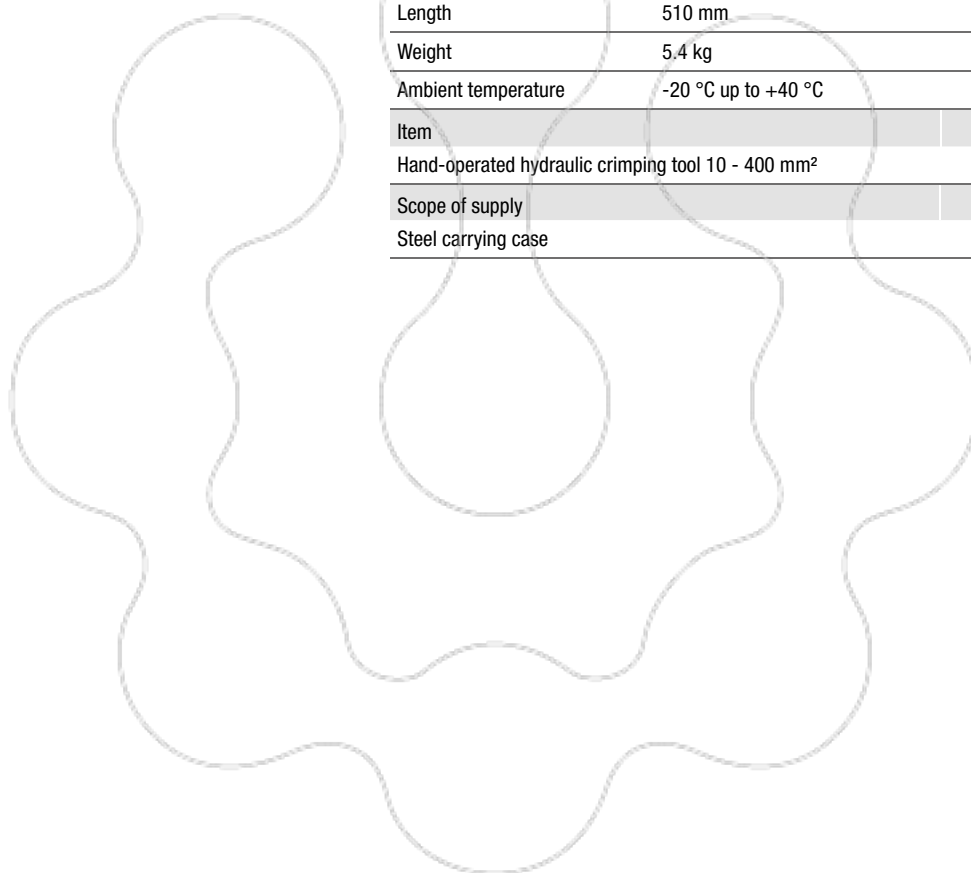
Characteristics

- Open head, rotatable
- Light weight due to high quality aluminium housing
- 2-stage hydraulic system with fast feed and power stroke
- Simple and safe: Automatic retraction when operation is complete

Suitable for

- 13-series interchangeable dies, wide crimping

Technical data	
Crimping force	120 kN
Stroke	30 mm
Crimping range	16 - 400 mm ²
Length	510 mm
Weight	5.4 kg
Ambient temperature	-20 °C up to +40 °C
Item	Part No.
Hand-operated hydraulic crimping tool 10 - 400 mm ²	HK12030
Scope of supply	Part No.
Steel carrying case	MK12042





Available dies for Series 13 for HK 120/30

Refer to the limitations when crimping connectors in the technical appendix.

Suitable for	Connection material	Crimping range mm ²	Crimp profile	Page
Copper tubular cable lugs and connectors				
Tubular cable lugs and connectors, Cu, standard type, tubular cable lugs for switchgear connections		16 - 400		347
Butt connectors, standard type		16 - 185		347
Insulated cable lugs and compression joints, standard type, Insulated pin terminals		10 - 150		347
Tubular cable lugs and connectors for fine stranded conductors		16 - 150		348
Copper compression cable lugs and connectors to DIN				
Copper compression cable lugs and connectors to DIN		16 - 300		348
Compression joints DIN 46267, part 1		16 - 150		348
Double compression cable lugs		2 x 50 - 2 x 95		348
Terminals, connectors and pin terminals acc. to DIN, copper				
Solderless terminals (DIN 46234), connectors and pin terminals (DIN 46230) acc. to DIN		16 - 150		349
Insulated solderless terminals		10 - 95		349
Sleeves for compacted conductors and sector-shaped conductors, copper				
Pre-rounding dies for sector-shaped Al and Cu conductors		10 sm - 300 se / 300 sm		349
Aluminium compression cable lugs and connectors to DIN				
Aluminium connectors		10 - 120		350
Compression joints connections for Aldrey-conductors DIN EN 50182, Al-conductors DIN EN 50182, 120 - 185 mm ²		25 - 185		350
Compression joints DIN 48085, part 3 for aluminium/steel conductors DIN EN 50182, aluminium crimping		25/4 - 120/20		350
Compression joints DIN 48085, part 3 for aluminium/steel conductors DIN EN 50182, steel crimping		25/4 - 120/20		350
Aluminium/copper compression cable lugs and connectors				
Aluminum side of aluminum/copper compression cable lugs and connectors: crimping dies A13, copper side of aluminum/copper compression cable lugs and connectors: crimping dies D13		10 - 240		350
Clamps				
Clamps, C-type		10 - 70		351
Clamps, H-type		70 - 120		351
Cable end-sleeves				
Cable end-sleeves		25 - 240		351
Cable end-sleeves, trapezoidal, for fine stranded conductors		25 - 240		351



Crimping

Hand-operated hydraulic crimping tools

HK 120/42 Hand-operated hydraulic crimping tool 16 - 400 mm²



- ▶ Very large crimping range up to 400 mm²
- ▶ Up to 60% fewer crimps thanks to wide crimping in comparison to 6 t tools
- ▶ C-head with larger 42 mm jaw opening

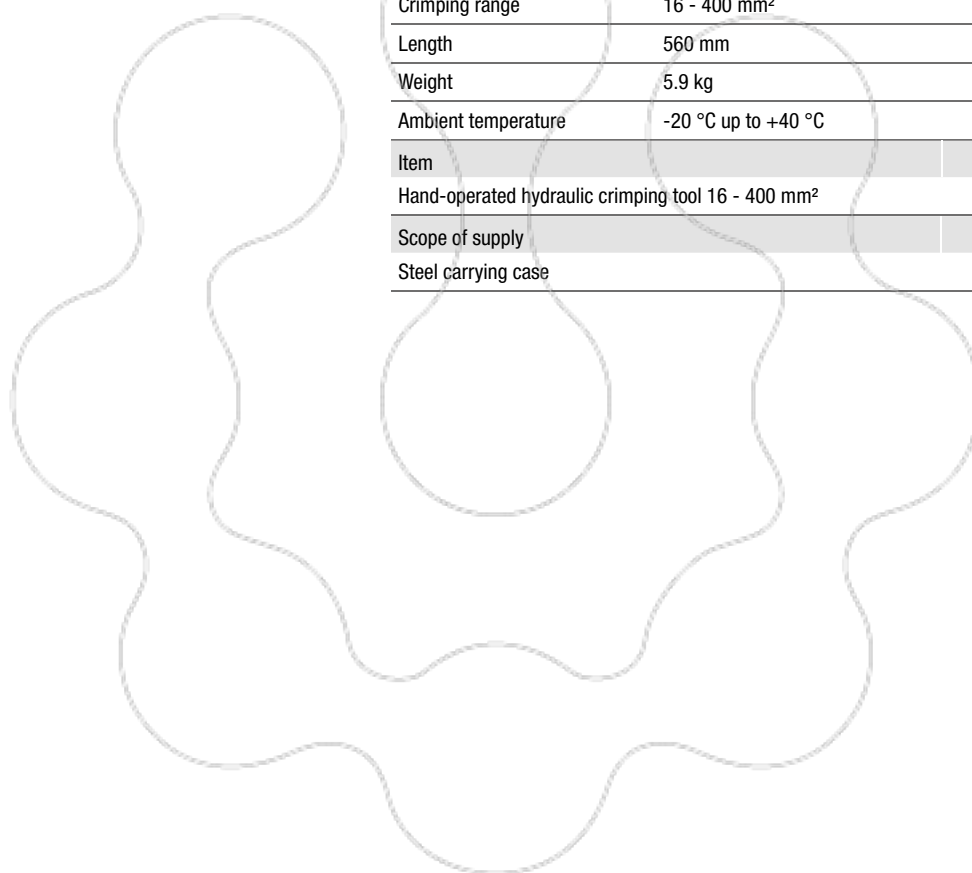
Characteristics

- Open head, rotatable
- Light weight due to high quality aluminium housing
- 2-stage hydraulic system with fast feed and power stroke
- Simple and safe: Automatic retraction when operation is complete

Suitable for

- 13-series interchangeable dies, wide crimping

Technical data	
Crimping force	120 kN
Stroke	42 mm
Crimping range	16 - 400 mm ²
Length	560 mm
Weight	5.9 kg
Ambient temperature	-20 °C up to +40 °C
Item	Part No.
Hand-operated hydraulic crimping tool 16 - 400 mm ²	HK12042
Scope of supply	Part No.
Steel carrying case	MK12042





Available dies for Series 13 for HK 120/42

Refer to the limitations when crimping connectors in the technical appendix.

Suitable for	Connection material	Crimping range mm ²	Crimp profile	Page
Tubular cable lugs and connectors, Cu				
Tubular cable lugs and connectors, Cu, standard type, tubular cable lugs for switchgear connections		16 - 400		347
Insulated tubular cable lugs and connectors, insulated pin terminals		10 - 150		347
Tubular cable lugs and connectors for fine stranded conductors		16 - 150		348
Compression cable lugs and connectors acc. to DIN - Cu				
Compression cable lugs (DIN 46235) and connectors (DIN 46267, part 1) Cu		16 - 300		348
Double crimping compression cable lugs		2 x 50 - 2 x 95		348
Terminals, connectors and pin terminals acc. to DIN - Cu				
Terminals (DIN 46234) and pin terminals (DIN 46230) Cu, solderless connectors (DIN 46341) Cu		16 - 150		349
Insulated terminals and pin terminals		10 - 95		349
Pre-rounding crimping dies				
Pre-rounding crimping dies for Al and Cu sector shaped conductors, 3 and 4 core sector shaped conductors		10 sm - 300se / 300 sm		349
Compression cable lugs and connectors acc. to DIN - Al				
Compression joints for full tension connections of Aldrey cables acc. to DIN EN 50182, Al conductors DIN EN 50182, 120 - 185 mm ²		25 - 185		350
Compression joints acc. to DIN 48085, part 3 for Al-steel cables acc. to DIN EN 50182, aluminium crimping		25/4 - 120/20		350
Compression joints acc. to DIN 48085, part 3 for Al-steel cables acc. to DIN EN 50182, steel crimping		25/4 - 120/20		350
Aluminum/copper compression cable lugs and connectors				
Aluminum side of aluminum/copper compression cable lugs and connectors: crimping dies HA13, copper side of aluminum/copper compression cable lugs and connectors: crimping dies HD13		10 - 240		350
Clamps and screw connectors				
C-clamps		10 - 70		351
H-clamps		70 - 120		351
Cable end-sleeves				
Cable end-sleeves		25 - 240		351
Cable end-sleeves, trapezoidal, for fine stranded conductors		25 - 240		351



Crimping

Hand-operated hydraulic crimping tools

HK 120 U Hand-operated hydraulic crimping tool 16 - 400 mm²



- ▶ H-head for deep groove crimps
- ▶ Up to 60% fewer crimps thanks to wide crimping in comparison to 6 t tools

Characteristics


- Closed head, rotatable
- Light weight due to high quality aluminium housing
- 2-stage hydraulic system with fast feed and power stroke
- Simple and safe: Automatic retraction when operation is complete

Suitable for

- 13-series interchangeable dies, wide crimping

K13
SERIE

































Technical data	
Crimping force	120 kN
Stroke	20 mm
Crimping range	16 - 400 mm ²
Length	540 mm
Weight	5.2 kg
Ambient temperature	-20 °C up to +40 °C
Item	Part No.
Hand-operated hydraulic crimping tool 16 - 400 mm ²	HK120U
Scope of supply	Part No.
Steel carrying case	MK120U





Available dies for Series 13 for HK 120 U

Refer to the limitations when crimping connectors in the technical appendix.

Suitable for	Connection material	Crimping range mm ²	Crimp profile	Page
Copper tubular cable lugs and connectors				
Tubular cable lugs and connectors, standard type, tubular cable lugs for switchgear connections		16 - 400		347
Insulated cable lugs and compression joints, standard type		10 - 150		347
Tubular cable lugs and compression joints for fine stranded conductors		16 - 150		348
Copper compression cable lugs and connectors to DIN				
Copper compression cable lugs and connectors to DIN		16 - 300		348
Double compression cable lugs		2 x 50 - 2 x 95		348
Terminals, connectors and pin terminals acc. to DIN, copper				
Solderless terminals (DIN 46234), connectors and pin terminals (DIN 46230) acc. to DIN		16 - 150		349
Insulated solderless terminals		10 - 95		349
Sleeves for compacted conductors and sector-shaped conductors, copper				
Pre-rounding dies for sector-shaped Al and Cu conductors		10 sm - 300 se / 300 sm		349
Aluminium compression cable lugs and connectors to DIN				
Compression joints connections for Aldrey-conductors DIN EN 50182, Al-conductors DIN EN 50182, 120 - 185 mm ²		25 - 185		350
Compression joints DIN 48085, part 3 for aluminium/steel conductors DIN EN 50182, aluminium crimping		25/4 - 120/20		350
Compression joints DIN 48085, part 3 for aluminium/steel conductors DIN EN 50182, steel crimping		25/4 - 120/20		350
Aluminium/copper compression cable lugs and connectors				
Aluminum side of aluminum/copper compression cable lugs and connectors: crimping dies HA13, copper side of aluminum/copper compression cable lugs and connectors: crimping dies HD13		10 - 240		350
Clamps				
Clamps, C-type		10 - 70		351
Clamps, H-type		70 - 120		351
Cable end-sleeves				
Cable end-sleeves		25 - 240		351
Cable end-sleeves, trapezoidal, for fine stranded conductors		25 - 240		351





FLEXIBLE HEADS - HYDRAULIC CRIMPING HEADS AND CRIMPING TOOL SYSTEMS

No matter whether continuous operation in the workshop or portable use in the field - Klauke crimping heads and systems provide the right solution each and every time.



► The Klauke system

Full flexibility with the Klauke system - all hydraulic heads and pumps are mutually compatible and your 13, 18 and 22 series crimping dies can also be used in the hydraulic crimping heads.

- Crimping heads for the 13, 18 and 22 series, also for workbench mounting
- Crimping heads with a crimping force of 55 kN to 1000 kN
- Workbench tools BG-tested

► High crimping force for greater width

The crimping heads achieve a crimping force of 55 kN to 1000 kN. Allowing you to process cable lugs of up to 1600 mm².

- Compact design
- Easy handling
- Versatile
- Broadest range of applications



Crimping

Hydraulic crimping heads and crimping systems

PK 18 Hydraulic crimping head 6 - 185 mm²



- ▶ For connecting to hydraulic pumps with 700 bar operating pressure for optimum crimping results
- ▶ Crimping dies are spring-secured

Characteristics

- Open head with quick coupling, 360° rotation when not pressurised

Suitable for

- 18-series interchangeable dies, narrow crimping
- Standardised dies to DIN 48083, sheet 1

Technical data		
Crimping force	60 kN	
Crimping range	6 - 185 mm ²	
Operating pressure	max. 700 bar	
Length	310 mm	
Weight	3.2 kg	
Item	Part No.	
Hydraulic crimping head 6 - 185 mm ²	PK18	
Scope of supply	Part No.	Page
Carrying bag	TT2	196



K18
SERIE

THK 18 Hydraulic crimping tool for workbench mounting 6 - 185 mm²



- ▶ BG-compliant version
- ▶ For connecting to hydraulic pumps with 700 bar operating pressure for optimum crimping results

Characteristics

- Quick coupling
- For workbench mounting

Suitable for

- 18-series interchangeable dies, narrow crimping
- Standardised dies to DIN 48083, sheet 1

































Technical data		
Crimping force	60 kN	
Crimping range	6 - 185 mm ²	
Operating pressure	max. 700 bar	
Weight	8.6 kg	
Dimensions	H x W x D: 220 x 160 x 120 mm	
Item	Part No.	
Hydraulic crimping tool for workbench mounting 6 - 185 mm ²	THK18	

K18
SERIE



Available dies for Series 18 for PK 18

Refer to the limitations when crimping connectors in the technical appendix.

Suitable for	Connection material	Crimping range mm ²	Crimp profile	Page
Copper tubular cable lugs and connectors				
Tubular cable lugs and connectors, standard type, tubular cable lugs for switchgear connections		6 - 185		337
Insulated cable lugs and compression joints, standard type, Insulated pin terminals		10 - 95		337
Tubular cable lugs and connectors for fine stranded conductors		10 - 50		337
Tubular cable lugs and connectors for solid conductors		1.5 - 16		338
Copper compression cable lugs and connectors to DIN				
Copper compression cable lugs (DIN 46235) and connectors (DIN 46267, part 1) acc. to DIN		6 - 185		338
Terminals, connectors and pin terminals acc. to DIN, copper				
Solderless terminals (DIN 46234), connectors (DIN 46341) and pin terminals (DIN 46230)		10 - 70		338
Insulated solderless terminals and connectors		10 - 50		338
Sleeves for compacted conductors and sector-shaped conductors, copper				
Pre-rounding dies for sector-shaped Al and Cu conductors		10 sm - 240 se / 185 sm		339
Aluminium compression cable lugs and connectors to DIN				
Aluminium compression cable lugs and connectors to DIN		10 - 185		339
Compression joints for full-tension connections of Aldrey-conductors DIN EN 50182		25 - 95		339
Aluminium/copper compression cable lugs and connectors				
Aluminum side of aluminum/copper compression cable lugs and connectors: crimping dies A, copper side of aluminum/copper compression cable lugs and connectors: crimping dies D		10 - 185		339
Clamps				
Clamps, C-type		4 - 50		339
Cable end-sleeves				
Cable end-sleeves		10 - 95		340
Twin cable end-sleeves		2 x 4 - 2 x 16		340
Cable end-sleeves, trapezoidal, for fine stranded conductors		10 - 95		340
Twin cable end-sleeves, trapezoidal, for fine stranded conductors		2 x 4 - 2 x 16		340
Cutting die				
Cutting die		18 mm dia.		412



Crimping

Hydraulic crimping heads and crimping systems

PK 22 Hydraulic crimping heads 6 - 300 mm²



K22
SERIE

- ▶ Large crimping range up to 300 mm²
- ▶ Slim crimping head - ideal when space is critical

Characteristics

- Closed head, flip top style, 360° rotation when not pressurised
- For connecting to hydraulic pumps with 700 bar operating pressure for best possible results

Suitable for

- 22-series interchangeable dies, narrow crimping

Additional information

- Part Number appendix for W crimping dies (UL-tested) "W"

Technical data		
Crimping force	60 kN	
Stroke / opening width	17 mm	
Crimping range	6 - 300 mm ²	
Operating pressure	max. 700 bar	
Length	305 mm	
Weight	3.0 kg	
Item	Part No.	
Hydraulic crimping head 6 - 300 mm ²	PK22	
Scope of supply	Part No.	Page
Carrying bag	TT2	196

THK 22 Hydraulic crimping tool for workbench mounting 6 - 300 mm²



K22
SERIE

- ▶ Large crimping range up to 300 mm²
- ▶ For connecting to hydraulic pumps with 700 bar operating pressure for optimum crimping results

Characteristics

- Quick coupling
- For workbench mounting
- BG-conformity version

Suitable for















































- 22-series interchangeable dies, narrow crimping

Technical data		
Crimping force	60 kN	
Crimping range	6 - 300 mm ²	
Operating pressure	max. 700 bar	
Weight	8.8 kg	
Dimensions	H x W x D: 220 x 160 x 120 mm	
Item	Part No.	
Hydraulic crimping tool for workbench mounting 6 - 300 mm ²	THK22	



Available dies for Series 22 for PK 22 and THK 22

Refer to the limitations when crimping connectors in the technical appendix.

Suitable for	Connection material	Crimping range mm ²	Crimp profile	Page
Copper tubular cable lugs and connectors				
Tubular cable lugs and connectors blue connection for compacted conductors acc. to Tubular cable lugs and connectors blue connection for compacted conductors acc. to DIN EN 60228		6 - 300		342
Tubular cable lugs and connectors, standard type, tubular cable lugs for switchgear connections		6 - 300		341
Insulated cable lugs and compression joints, standard type, insulated pin terminals		10 - 150		341
Tubular cable lugs and connectors for fine stranded conductors		10 - 70		342
Tubular cable lugs and connectors for solid conductors		1.5 - 16		342
Tubular cable lugs and connectors, Ni, VA				
Stainless steel tubular cable lugs and connectors		10 - 50		342
Nickel tubular cable lugs and connectors		10 - 50		342
Copper compression cable lugs and connectors to DIN				
Copper compression cable lugs (DIN 46235) and connectors (DIN 46267, part 1) acc. to DIN		6 - 300		343
Double compression cable lugs		2 x 50 - 2 x 70		343
Terminals, connectors and pin terminals acc. to DIN, copper				
Solderless terminals (DIN 46234), connectors (DIN 46341) and pin terminals (DIN 46230)		10 - 70		343
Insulated solderless terminals and connectors		10 - 70		343
Sleeves for compacted conductors and sector-shaped conductors, copper				
Pre-rounding dies for sector-shaped Al and Cu conductors		10 sm - 300 se/ 240 sm		344
Aluminium compression cable lugs and connectors to DIN				
Aluminium compression cable lugs and connectors to DIN		10 - 300		344
Compression joints connections for Aldrey-conductors DIN EN 50182, Al-conductors DIN EN 50182, 120 - 185 mm ²		25 - 185		344
Compression joints DIN 48085, part 3 for aluminium/steel conductors DIN EN 50182, aluminium crimping		25/4 - 120/20		345
Compression joints DIN 48085, part 3 for aluminium/steel conductors DIN EN 50182, steel crimping		25/4 - 120/20		345
Aluminium/copper compression cable lugs and connectors				
Aluminum side of aluminum/copper compression cable lugs and connectors: crimping dies A22, copper side of aluminum/copper compression cable lugs and connectors: crimping dies D22		10 - 300		344
Clamps				
Clamps, C-type		4 - 50		345
Clamps, H-type		70		345
Cable end-sleeves				
Cable end-sleeves		10 - 240		346
Twin cable end-sleeves		2 x 4 - 2 x 16		346
Cable end-sleeves, trapezoidal, for fine stranded conductors		10 - 240		346
Twin cable end-sleeves, trapezoidal, for fine stranded conductors		2 x 4 - 2 x 16		346



Crimping

Hydraulic crimping heads and crimping systems

PK 60 VP Hydraulic crimping head 10 - 240 mm²



- ▶ Suitable for crimping tubular cable lugs and connectors “standard type“ and fine and superfine stranded conductors up to 240 mm²
- ▶ The patented centring system guarantees optimum crimps every time
- ▶ No additional dies required

Characteristics

- Quad-point indent crimping and wide crimping
- Open head with quick coupling, 360° rotation when not pressurised
- For connecting to hydraulic pumps with 700 bar operating pressure for best possible results

Technical data	
Crimping force	55 kN
Crimping range	10 - 240 mm ²
Operating pressure	max. 700 bar
Length	305 mm
Weight	2.8 kg

Item	Part No.	
Hydraulic crimping head 10 - 240 mm ²	PK60VP	
Scope of supply	Part No.	Page
Carrying bag	TT2	196

Suitable for	Connection material	Crimping range mm ²	Crimp profile
Copper tubular cable lugs and connectors			
Tubular cable lugs, standard type, tubular cable lugs for switchgear connections		10 - 240	
Connectors, standard type		10 - 120	
Tubular cable lugs for fine stranded conductors		10 - 240	
Connectors for fine stranded conductors		10 - 95	

PK 60 VP/FT Hydraulic crimping head 16 - 300 mm²



- ▶ Suitable for crimping tubular cable lugs and connectors “standard type“ and fine and superfine stranded conductors to 300 mm²
- ▶ The patented centring system guarantees optimum crimps every time
- ▶ Closed crimping head - ideal for utility lines construction, for example

Characteristics

- Quad-point indent crimping and wide crimping
- Closed head, flip top style, 360° rotation when not pressurised
- For connecting to hydraulic pumps with 700 bar operating pressure for best possible results

Technical data	
Crimping force	55 kN
Crimping range	16 - 300 mm ²
Operating pressure	max. 700 bar
Length	315 mm
Weight	2.8 kg

Item	Part No.	
Hydraulic crimping head 16 - 300 mm ²	PK60VPFT	
Scope of supply	Part No.	Page
Carrying bag	TT2	196

Suitable for	Connection material	Crimping range mm ²	Crimp profile
Copper tubular cable lugs and connectors			
Tubular cable lugs and connectors, standard type, tubular cable lugs for switchgear connections		16 - 300	
Tubular cable lugs and connectors for fine stranded conductors		16 - 300	

PK 60 ID Hydraulic crimping head 10 - 240 mm²



- ▶ Extra large crimping area due to innovative 2-stage telescopic cylinders (patent pending)
- ▶ Indent crimping - no changing of dies required

Characteristics

- Closed head, flip top style, rotatable
- For connecting to hydraulic pumps with 700 bar operating pressure for best possible results

Technical data		
Crimping force	30 - 60 kN	
Stroke / opening width	35.5 mm	
Crimping range	Copper: 10 - 240 mm ² / Aluminum: 50 - 240 mm ² mm ²	
Operating pressure	max. 700 bar	
Length	249.5 mm	
Weight	approx. 2.5 kg	
Item	Part No.	
Hydraulic crimping head 10 - 240 mm ²	PK60VP	
Scope of supply	Part No.	Page
Carrying bag	TT2	196

Suitable for	Connection material	Crimping range mm ²	Crimp profile
Copper tubular cable lugs and connectors			
Tubular cable lugs and connectors, standard type, Tubular cable lugs for switch gear connections		10 - 240	
Tubular cable lugs and connectors for fine stranded conductors		10 - 240	
Terminals, connectors and pin terminals acc. to DIN			
Solderless terminals (DIN 46234) connectors and pin terminals (DIN 46230, DIN 46341)		10 - 240	
Aluminum compression cable lugs and connectors			
Aluminum compression cable lugs and connectors acc. to DIN		50 - 240	
Compression joints acc. to DIN 48085, part 3 for Al/St-cable acc. to DIN EN 50182		50 - 240	
Compression joints for full tension connections of Aldrey conductors acc. to DIN EN 50182, Al-conductor acc. to DIN EN 50182, 120 - 185 mm ²		50 - 185	
Aluminum/copper compression cable lugs and connectors			
Aluminum/copper compression cable lugs and connectors		50 - 240	



Crimping

Hydraulic crimping heads and crimping systems

PK 120/42 Hydraulic crimping head 10 - 400 mm²



- ▶ Large crimping range up to 400 mm²
- ▶ C-head with larger 42 mm jaw opening
- ▶ Up to 60% fewer crimps thanks to wide crimping in comparison to narrow crimping

Characteristics

- Head with quick coupling, 360° rotation when not pressurised
- For connecting to hydraulic pumps with 700 bar operating pressure for best possible results

Suitable for

- 13-series interchangeable dies, wide crimping

Technical data		
Crimping force	120 kN	
Stroke / opening width	42 mm	
Crimping range	10 - 400 mm ²	
Operating pressure	max. 700 bar	
Length	335 mm	
Weight	4.5 kg	
Item	Part No.	
Hydraulic crimping head 10 - 400 mm ²	PK12042	
Scope of supply	Part No.	Page
Carrying bag	TT2	196



THK 120 Hydraulic crimping tool for workbench mounting 10 - 400 mm²



- ▶ Large crimping range up to 400 mm²
- ▶ For workbench mounting
- ▶ BG-compliant version
- ▶ Up to 60% fewer crimps thanks to wide crimping in comparison to narrow crimping

Characteristics

- Quick coupling
- For connecting to hydraulic pumps with 700 bar operating pressure for best possible results

Suitable for

- 13-series interchangeable dies, wide crimping

Technical data	
Crimping force	120 kN
Crimping range	10 - 400 mm ²
Operating pressure	max. 700 bar
Weight	12 kg
Dimensions	H x W x D: 285 x 160 x 110 mm
Item	Part No.
Hydraulic crimping tool for workbench mounting 10 - 400 mm ²	THK120





Available dies for Series 13 for PK 120/42 and THK 120

Refer to the limitations when crimping connectors in the technical appendix.

Suitable for	Connection material	Crimping range mm ²	Crimp profile	Page
Copper tubular cable lugs and connectors				
Tubular cable lugs and connectors, standard type, tubular cable lugs for switchgear connections		16 - 400		347
Insulated cable lugs and compression joints, standard type, Insulated pin terminals		10 - 150		347
Tubular cable lugs and connectors for fine stranded conductors		16 - 150		348
Copper compression cable lugs and connectors to DIN				
Copper compression cable lugs (DIN 46235) and connectors (DIN 46267, part 1) acc. to DIN		16 - 300		348
Double compression cable lugs		2 x 50 - 2 x 95		348
Terminals, connectors and pin terminals acc. to DIN, copper				
Terminals, connectors and Solderless terminals (DIN 46234), connectors (DIN 46341) and pin terminals (DIN 46230)		16 - 150		349
Insulated solderless terminals and connectors		10 - 95		349
Sleeves for compacted conductors and sector-shaped conductors, copper				
Pre-rounding dies for sector-shaped Al and Cu conductors		10 sm - 300 se / 300 sm		349
Aluminium compression cable lugs and connectors to DIN				
Compression joints connections for Aldrey-conductors DIN EN 50182, Al-conductors DIN EN 50182, 120 - 185 mm ²		25 - 185		350
Compression joints DIN 48085, part 3 for aluminium/steel conductors DIN EN 50182, aluminium crimping		25/4 - 120/20		350
Compression joints DIN 48085, part 3 for aluminium/steel conductors DIN EN 50182, steel crimping		25/4 - 120/20		350
Aluminium/copper compression cable lugs and connectors				
Aluminium/copper compression cable lugs and connectors		10 - 240		350
Clamps				
Clamps, C-type		10 - 70		351
Clamps, H-type		70 - 120		351
Cable end-sleeves				
Cable end-sleeves		25 - 240		351
Cable end-sleeves, trapezoidal, for fine stranded conductors		25 - 240		351



Crimping

Hydraulic crimping heads and crimping systems

PK 120 U Hydraulic crimping head 10 - 400 mm²



- ▶ H-head for deep groove crimps
- ▶ Up to 60% fewer crimps thanks to wide crimping in comparison to narrow crimping

Characteristics

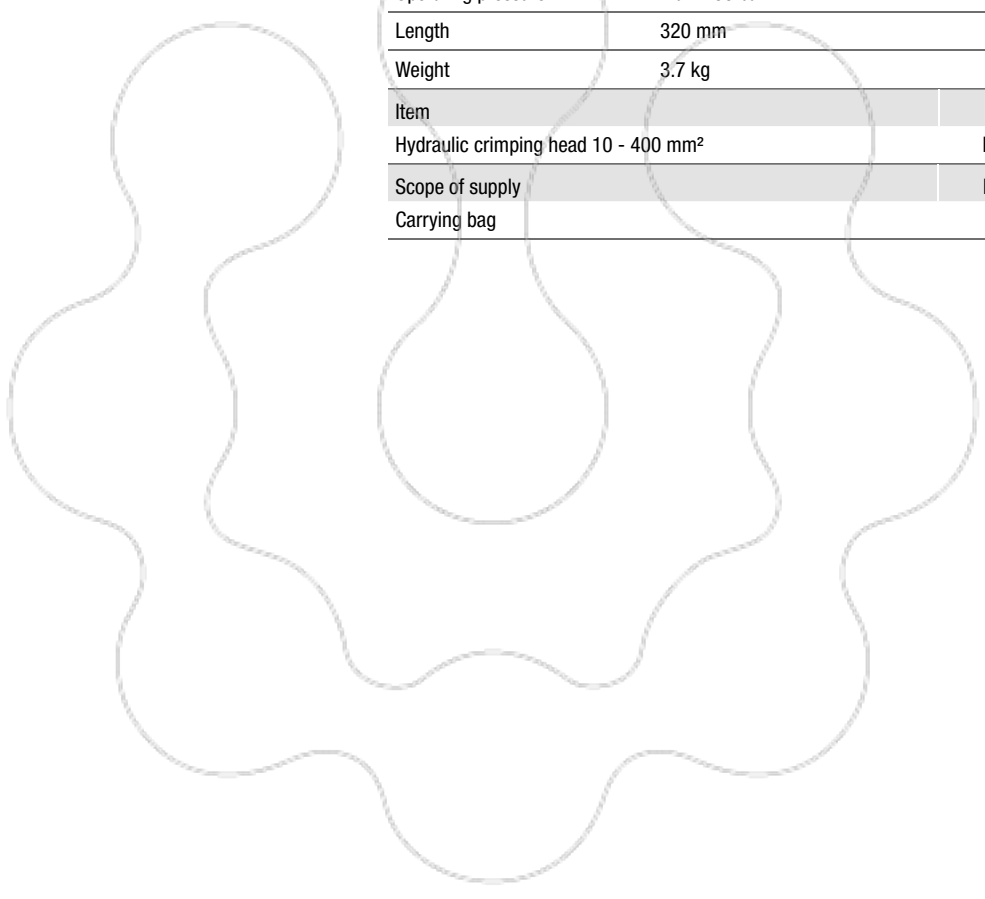
- Head with quick coupling, 360° rotation when not pressurised
- For connecting to hydraulic pumps with 700 bar operating pressure for best possible results

Suitable for

- 13-series interchangeable dies, wide crimping

Technical data		
Crimping force	120 kN	
Stroke / opening width	20 mm	
Crimping range	10 - 400 mm ²	
Operating pressure	max. 700 bar	
Length	320 mm	
Weight	3.7 kg	
Item	Part No.	
Hydraulic crimping head 10 - 400 mm ²	PK120U	
Scope of supply	Part No.	Page
Carrying bag	TT2	196

































K13
SERIE





Available dies for Series 13 for PK 120 U

Refer to the limitations when crimping connectors in the technical appendix.

Suitable for	Connection material	Crimping range mm ²	Crimp profile	Page
Copper tubular cable lugs and connectors				
Tubular cable lugs and connectors, standard type, tubular cable lugs for switchgear connections		16 - 400		347
Insulated cable lugs and compression joints, standard type, Insulated pin terminals		10 - 150		347
Tubular cable lugs and connectors for fine stranded conductors		16 - 150		348
Copper compression cable lugs and connectors to DIN				
Copper compression cable lugs and connectors to DIN		16 - 300		348
Double compression cable lugs		2 x 50 - 2 x 95		348
Terminals, connectors and pin terminals acc. to DIN, copper				
Solderless terminals (DIN 46234), connectors (DIN 46341) and pin terminals (DIN 46230)		16 - 150		349
Insulated solderless terminals and connectors		10 - 95		349
Sleeves for compacted conductors and sector-shaped conductors, copper				
Pre-rounding dies for sector-shaped Al and Cu conductors		10 sm - 300 se / 300 sm		349
Aluminium compression cable lugs and connectors to DIN				
Compression joints connections for Aldrey-conductors DIN EN 50182, Al-conductors DIN EN 50182, 120 - 185 mm ²		25 - 185		350
Compression joints DIN 48085, part 3 for aluminium/steel conductors DIN EN 50182, aluminium crimping		25/4 - 120/20		350
Aluminium compression cable lugs and connectors to DIN DIN - Al				
Compression joints DIN 48085, part 3 for aluminium/steel conductors DIN EN 50182, steel crimping		25/4 - 120/20		350
Aluminium/copper compression cable lugs and connectors				
Aluminum side of aluminum/copper compression cable lugs and connectors: crimping dies HA13, copper side of aluminum/copper compression cable lugs and connectors: crimping dies HD13		10 - 240		350
Clamps				
Clamps, C-type		10 - 70		351
Clamps, H-type		70 - 120		351
Cable end-sleeves				
Cable end-sleeves		25 - 240		351
Cable end-sleeves, trapezoidal, for fine stranded conductors		25 - 240		351



Crimping

Hydraulic crimping heads and crimping systems

PK 25/2 Hydraulic crimping head 16 - 625 mm²



- ▶ For dies acc. to DIN 48083, sheet 3
- ▶ Very large crimping range up to 625 mm²
- ▶ For connecting to hydraulic pumps with 700 bar operating pressure for optimum crimping results

Characteristics

- Head with quick coupling, 360° rotation when not pressurised


Suitable for

- 25-series interchangeable dies, wide crimping

Technical data		
Crimping force	250 kN	
Stroke / opening width	20 mm	
Crimping range	16 - 625 mm ²	
Operating pressure	max. 700 bar	
Length	335 mm	
Weight	5.3 kg	
Item	Part No.	
Hydraulic crimping head 16 - 625 mm ²	PK252	
Scope of supply	Part No.	Page
Carrying bag	TT2	196



K25
SERIE





Available dies for Series 25 for PK 25/2

Refer to the limitations when crimping connectors in the technical appendix.

Suitable for	Connection material	Crimping range mm ²	Crimp profile	Page
Tubular cable lugs and connectors, Cu				
Tubular cable lugs and connectors, Cu, standard type, tubular cable lugs for switchgear connections		16 - 400		353
Insulated tubular cable lugs and connectors, insulated pin terminals		10 - 150		353
Tubular cable lugs and connectors for fine stranded conductors		16 - 300		354
Compression cable lugs and connectors acc. to DIN - Cu				
Compression cable lugs (DIN 46235) and connectors (DIN 46267, part 1) Cu		16 - 625		354
Double crimping compression cable lugs		2 x 50 - 2 x 120		354
Terminals, connectors and pin terminals acc. to DIN - Cu				
Terminals (DIN 46234) and pin terminals (DIN 46230) Cu, solderless connectors (DIN 46341) Cu		16 - 240		354
Insulated terminals and pin terminals		10 - 150		355
Sleeves for compacted conductors and sector shaped conductors, Cu				
Pre-rounding crimping dies for Al and Cu sector shaped conductors, 3 and 4 core sector shaped conductors		10 sm - 300 se / 300 sm		355
Compression cable lugs and connectors acc. to DIN - Al				
Compression cable lugs and connectors acc. to DIN - Al		10 - 500		355
Compression joints for full tension connections of Aldrey cables acc. to DIN EN 50182, Al conductors DIN EN 50182, 120 - 300 mm ²		25 - 300		355
Compression joints acc. to DIN 48085, part 3 for Al-steel cables acc. to DIN EN 50182, aluminium crimping		25/4 - 120/20		356
Compression joints acc. to DIN 48085, part 3 for Al-steel cables acc. to DIN EN 50182, steel crimping		25/4 - 120/20		356
Aluminium/copper compression cable lugs and connectors				
Aluminum side of aluminium/copper compression cable lugs and connectors: crimping dies HA13, copper side of aluminium/copper compression cable lugs and connectors: crimping dies HD13		10 - 500		355
Clamps and screw connectors				
C-clamps		10 - 185		356
H-clamps		70 - 120		356
Cable end-sleeves				
Cable end-sleeves		25 - 240		357
Cable end-sleeves, trapezoidal, for fine stranded conductors		25 - 240		357



Crimping

Hydraulic crimping heads and crimping systems

PK 45 Hydraulic crimping head 120 - 1000 mm²



K45
SERIE

- ▶ Very large crimping range to 1000 mm²
- ▶ Good sturdy construction for safe operations
- ▶ For connecting to hydraulic pumps with 700 bar operating pressure for optimum crimping results

Characteristics









- Head with quick coupling, 360° rotation when not pressurised

Suitable for

- 45-series interchangeable dies, wide crimping

Technical data		
Crimping force	450 kN	
Crimping range	120 - 1000 mm ²	
Operating pressure	max. 700 bar	
Weight	10.3 kg	
Height	265 mm	
Item	Part No.	
Hydraulic crimping head 120 - 1000 mm ²	PK45	
Scope of supply	Part No.	Page
Carrying bag	TT2	196

Available dies for Series 45 for PK 45

Suitable for	Connection material	Crimping range mm ²	Crimp profile	Page
Compression cable lugs and connectors acc. to DIN - Cu				
Compression cable lugs (DIN 46235) and connectors (DIN 46267, part 1) Cu		120 - 1000		358
Compression cable lugs and connectors acc. to DIN - Al				
Compression cable lugs and connectors acc. to DIN - Al		150 - 500		358
Compression joints for full tension connections of Aldrey cables acc. to DIN EN 50182, Al conductors DIN EN 50182, 150 - 300 mm ²		150 - 300		358
Aluminium/copper compression cable lugs and connectors				
Aluminium side of aluminium/copper compression cable lugs and connectors: crimping dies HA45, copper side of aluminium/copper compression cable lugs and connectors: crimping dies HD45		150 - 500		358



PK 1000 Hydraulic 100 t crimping heads up to 1600 mm²



K100
SERIE

- ▶ Single-acting crimping head for connecting to hydraulic pumps with 700 bar operating pressure
- ▶ Compact, simple design
- ▶ Extremely high crimping force

Characteristics

- Nickel-plated version
- Quick coupling

Suitable for



- Interchangeable dies (outer: to IZUMI standard EP-100W, inside: DIN standard or customer request)

Additional information

- Also available in country-specific variants, Part Number appendix "C"

Technical data	
Crimping force	1000 kN
Stroke	25 mm
Crimping range	up to 1600 mm ²
Operating pressure	max. 700 bar
Weight	Without dies: 27 kg
Height	Incl. handles: 365 mm
Dimensions	External diameter: 195 mm
Item	Part No.
Hydraulic 100 t crimping head with Cejn coupling	PK1000

Available dies for Series 100 for PK 1000

Suitable for	Connection material	Crimping range mm ²	Crimp profile	Page
Copper compression cable lugs and connectors acc. to DIN				
Compression cable lugs (DIN 46235) and connectors (DIN 46267, part 1)		625 - 1000		358




Crimping

Hydraulic crimping heads and crimping systems

HK 25/2 Hydraulic crimping tool with foot pump 16 - 625 mm²

- ▶ Extremely wide cross section range up to 625 mm²
- ▶ Hydraulic system with 250 kN crimping force
- ▶ Foot pump with two-stage hydraulics



Characteristics

- Head with quick coupling, 360° rotation when not pressurised
- Manual retract as required

Suitable for

- 25-series interchangeable dies, wide crimping

Additional information

- The wide choice of available crimping dies can be found in chapter "Crimping dies" under Series 25.




Technical data		
Crimping force	250 kN	
Crimping range	16 - 625 mm ²	
Operating pressure	max. 700 bar	
Weight	17.6 kg	
Item	Part No.	
Hydraulic crimping tool with foot pump 16 - 625 mm ²	HK252	
Scope of supply	Part No.	Page
Hydraulic hose, 2 m	HS22	497
Steel carrying case	MKU	196
Accessories	Part No.	Page
Hydraulic hose, 3 m	HS23	497
Hydraulic hose, 4 m	HS24	497
Hydraulic hose, 5 m	HS25	497
Hydraulic hose, 6 m	HS26	497
Hydraulic hose, 8 m	HS28	497
Hydraulic hose, 10 m	HS210	497



HK 45 Hydraulic crimping tool with foot pump 120 - 1000 mm²

- ▶ Extremely large cross section range up to 1000 mm²
- ▶ Hydraulic system with 450 kN crimping force
- ▶ Foot pump with two-stage hydraulics



K45
SERIE

Characteristics

- Head with quick coupling
- Manual retract as required
- Hydraulic hose, 2 m

Suitable for

- 45-series interchangeable dies, wide crimping

Additional information

- The wide choice of available crimping dies can be found in chapter "Crimping dies" under Series 45.

Technical data		
Crimping force	450 kN	
Crimping range	120 - 1.000 mm ²	
Operating pressure	max. 700 bar	
Weight	23 kg	
Item	Part No.	
Hydraulic crimping tool with foot pump 120 - 1000 mm ²	HK45	
Scope of supply	Part No.	Page
Hydraulic hose, 2 m	HS22	497
Steel carrying case	MKU	196
Accessories	Part No.	Page
Hydraulic hose, 3 m	HS23	497
Hydraulic hose, 4 m	HS24	497
Hydraulic hose, 5 m	HS25	497
Hydraulic hose, 6 m	HS26	497
Hydraulic hose, 8 m	HS28	497
Hydraulic hose, 10 m	HS210	497



Crimping

Hydraulic crimping heads and crimping systems

HK 12/2 EL/380 Hydraulic crimping tool with pump, 16 - 400 mm², 400 V



K13
SERIE

- ▶ Large cross section range up to 400 mm²
- ▶ C-head with 42 mm jaw opening
- ▶ Suitable for portable use thanks to transport trolley and extremely long cable

Characteristics

- Head with quick coupling, 360° rotation when not pressurised
- Electronic control with AC motor

Suitable for

- 13-series interchangeable dies, wide crimping

Additional information

- The wide choice of available crimping dies can be found in chapter "Crimping dies" under Series 13.

Technical data		
Crimping force	120 kN	
Crimping range	16 - 400 mm ²	
Version	Three-phase motor 400 V	
Rated output	0.55 kW	
Motor voltage	360 V - 440 V / 50 Hz	
Capacity	0.82 l / min.	
Operating pressure	max. 700 bar	
Weight	44.5 kg	
Item	Part No.	
Crimping tool with pump, 16 - 400 mm ² , 400 V	HK122EL380	
Scope of supply	Part No.	Page
Hydraulic hose, 2 m	HS22	497
Foot switch for electro-hydraulic pumps EHP 4 and HK 12/2 EL	FTA1	496
Transport trolley for electro-hydraulic pump EHP 2	TW50	
Accessories	Part No.	Page
Hydraulic hose, 3 m	HS23	497
Hydraulic hose, 4 m	HS24	497
Hydraulic hose, 5 m	HS25	497
Hydraulic hose, 6 m	HS26	497
Hydraulic hose, 8 m	HS28	497
Hydraulic hose, 10 m	HS210	497
Two-hand safety controller for pumps EHP 2 to EHP 4	ZST3	496



HK 25/2 EL/380 Hydraulic crimping tool with pump, 16 - 625 mm², 400 V



K25
SERIE

- ▶ Extremely wide cross section range up to 625 mm²
- ▶ Crimping head, H-shape
- ▶ Suitable for portable use thanks to transport trolley and extremely long cable

Characteristics

- Head with quick coupling, 360° rotation when not pressurised
- Electronic control with AC motor

Suitable for

- 25-series interchangeable dies, wide crimping

Additional information

- The wide choice of available crimping dies can be found in chapter "Crimping dies" under Series 25.

Technical data

Crimping force	250 kN
Crimping range	16 - 625 mm ²
Version	Three-phase motor 400 V
Rated output	0.55 kW
Motor voltage	360 V - 440 V / 50 Hz
Capacity	0.82 l / min.
Operating pressure	max. 700 bar
Weight	45.9 kg

Item	Part No.	
Crimping tool with pump, 16 - 625 mm ² , 400 V	HK252EL380	
Scope of supply	Part No.	Page
Hydraulic hose, 2 m	HS22	497
Foot switch for electro-hydraulic pumps EHP 4 and HK 12/2 EL	FTA1	496
Transport trolley for electro-hydraulic pump EHP 2	TW50	
Accessories	Part No.	Page
Hydraulic hose, 3 m	HS23	497
Hydraulic hose, 4 m	HS24	497
Hydraulic hose, 5 m	HS25	497
Hydraulic hose, 6 m	HS26	497
Hydraulic hose, 8 m	HS28	497
Hydraulic hose, 10 m	HS210	497
Two-hand safety controller for pumps EHP 2 to EHP 4	ZST3	496

TEN SERIES IN USE - CRIMPING DIES

The Klauke range of crimping dies is unbeatable. We have developed a total of 10 series to suit your requirements. All are set apart by their high durability and highest precision. For optimum crimping results, the crimping surface of the dies are polished. You can count on that: Tools, crimping dies and connection materials from Klauke deliver the perfect electrical connection every time.



In brief


- ▶ Broad range with 10 different crimping dies series
- ▶ Solutions for every material
- ▶ Polished crimping surfaces for optimum crimping results
- ▶ Quickly find the correct die through coloured coatings



Connection material	K50 SERIE	K4 SERIE	K5 SERIE	K18 SERIE	K22 SERIE	K13 SERIE	K15 SERIE	K25 SERIE	K45 SERIE	K100 SERIE
	-	6-150 mm ²	6-185 mm ²	-	6-300 mm ²	16-300 mm ²	-	-	-	-
	0.75-25 mm ²	6-150 mm ²	6-240 mm ²	6-185 mm ²	6-300 mm ²	16-400 mm ²	500-630 mm ²	16-400 mm ²	-	-
	-	10-70 mm ²	10-95 mm ²	10-95 mm ²	10-150 mm ²	10-150 mm ²	-	10-150 mm ²	-	-
	-	10-50 mm ²	10-50 mm ²	10-50 mm ²	10-70 mm ²	16-150 mm ²	-	16-300 mm ²	-	-
	1.5-10 mm ²	1.5-16 mm ²	-	1.5-16 mm ²	1.5-16 mm ²	-	-	-	-	-
	-	0.5-16 mm ²	-	-	10-50 mm ²	10-95 mm ²	-	-	-	-
	-	0.5-16 mm ²	-	-	10-50 mm ²	10-95 mm ²	-	-	-	-
	6-25 mm ²	6-120 mm ²	6-185 mm ²	6-185 mm ²	6-300 mm ²	16-300 mm ²	300-625 mm ²	16-625 mm ²	120-1000 mm ²	625-1000 mm ²
	0.5-10 mm ²	10-35 mm ²	10-50 mm ²	10-70 mm ²	10-70 mm ²	16-150 mm ²	-	16-240 mm ²	-	-
	10-16 mm ²	10-16 mm ²	-	10-50 mm ²	10-70 mm ²	10-95 mm ²	-	10-150 mm ²	-	-
	-	10 sm* - 150 se** / 120 sm*	10 sm* - 300 se** / 240 sm*	10 sm* - 240 se** / 185 sm*	10 sm* - 300 se** / 240 sm*	10 sm* - 300 sm*	-	10 sm* - 300 sm*	-	-
	-	10-70 mm ²	10-150 mm ²	10-185 mm ²	10-300 mm ²	10-300 mm ²	400-500 mm ²	10-500 mm ²	150-500 mm ²	Upon request
	-	25-50 mm ²	25-95 mm ²	25-95 mm ²	25-185 mm ²	25-185 mm ²	-	25-300 mm ²	100-300 mm ²	Upon request
	-	-	-	-	4-20 (St) 25-120 (Al)	4 (St)-120 (Al)	-	4 (St)-120 (Al)	-	Upon request
	-	10-70 mm ²	-	10-185 mm ²	10-300 mm ²	10-300 mm ²	400-500 mm ²	10-500 mm ²	150-500 mm ²	Upon request
	-	4-35 mm ²	16-35 mm ²	4-50 mm ²	4-50 mm ²	10-70 mm ²	-	10-185 mm ²	-	-
	-	-	-	70 mm ²	70-120 mm ²	70-120 mm ²	-	-	-	-
	0.14-50 mm ²	10-50 mm ²	10-95 mm ²	10-95 mm ²	10-240 mm ²	25-240 mm ²	-	25-240 mm ²	-	-
	-	2x4-2x16 mm ²	2x4-2x16 mm ²	2x4-2x16 mm ²	2x4-2x16 mm ²	-	-	-	-	-
	0.1-16 mm ²	-	-	-	-	-	-	-	-	-
	0.25-6 mm ²	-	-	-	-	-	-	-	-	-
BNC plug	RG 58, RG 59, RG 62, RG 71	-	-	-	-	-	-	-	-	-
Turned pin receptacle and pin connectors	0.1-4 mm ²	-	-	-	-	-	-	-	-	-

* Sector multi-stranded ** Sector single-stranded

K50 SERIE



Crimping dies R 50



Suitable for

- Tubular cable lugs and connectors - Cu, standard type

Cross section mm ²	Part No.
0.75 - 2.5	R501
4 - 10	R502

Crimping dies D 50



Suitable for

- Compression cable lugs to DIN 46235 and connectors to DIN 46267, part 1 - Cu

Cross section mm ²	Part No.
6 - 16	D504
16 - 25	D505

Crimping dies R 505



Suitable for

- Tubular cable lugs and connectors - Cu, standard type

Cross section mm ²	Part No.
16 - 25	R505

Crimping dies Q 50



Suitable for

- Solderless terminals to DIN 46234 and pin terminals to DIN 46230 - Cu
- Solderless connectors to DIN 46341 - Cu

Cross section mm ²	Part No.
0.5 - 10	Q501

Crimping dies M 50



Suitable for

- Tubular cable lugs and connectors for solid conductors

Cross section mm ²	Part No.
1.5 - 4	M50154
6 - 10	M50610

Crimping dies AE 50



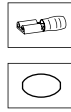
Suitable for

- Cable end-sleeves

Cross section mm ²	Part No.
0.14 - 10	AE501
10 - 25	AE502
35 - 50	AE503



Crimping dies IS 50, single crimping



Suitable for

- Insulated cable connections, single crimping

Cross section mm ²	Part No.	for item
10 - 16	IS5072	ST1716IS, ST1717IS, 652C5, 652C6, 653C6
0.5 - 2.5	IS504	670 WS, 680 WS
4 - 6	IS505	700 WS

Crimping dies BNC 50

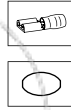


Suitable for

- Stud and shielded sleeves
- BNC plugs for coax cable RG 58, 59, 62 and 71

Part No.
BNC501

Crimping dies IS 50, double crimping



Suitable for

- Insulated cable connections, double crimping

Cross section mm ²	Part No.	for item
0.5 - 6	IS501	
0.1 - 1	IS503	8201-8201B

Crimping dies SB 50



Suitable for

- Turned pin receptacles
- Pin connectors

Cross section mm ²	Part No.
0.1 - 1; 1.5 - 2.5; 4	SB501

Crimping dies CR 50



Suitable for

- Non-insulated receptacles

Cross section mm ²	Part No.	for item	Tab Width
0.25 - 6	CR501		2.8 / 6.3
0.5 - 2.5	CR502		4.8
0.5 - 1	CR503	38201, 38201A	2.8
0.5 - 2.5	CR504	3720, 3735	6.3
0.5 - 1.5	CR505	3725	6.3



K 35/4

EK 35/4 ML

EK 35/4

Crimping dies HR 4



Suitable for

- Tubular cable lugs and connectors - Cu, standard type
- Tubular cable lugs for switchgear connections

Cross section mm ²	Part No.	Crimp width mm
6	HR46	5
10	HR410	5
16	HR416	5
25	HR425	5
35	HR435	5
50	HR450	5
70	HR470	5
95	HR495	5
120	HR4120	5
150	HR4150	5

Crimping dies HIS 4



Suitable for

- Insulated tubular cable lugs and connectors
- Insulated pin terminals

Cross section mm ²	Part No.	Crimp width mm
10	HIS410	5
16	HIS416	5
25	HIS425	5
35	HIS435	5
50	HIS450	5
70	HIS470	5

Crimping die set, 6 - 150 mm² HR 4 in plastic case, 11-pce.



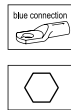
Suitable for

- Tubular cable lugs and connectors - Cu, standard type
- Tubular cable lugs for switchgear connections

Part No.
HR4SET



Crimping dies blue connection[®] HB 4



► Accurate assignment of crimping tool/crimping die through colour-coding system

Suitable for

- Tubular cable lugs and connectors, blue connection[®] for compacted conductors acc. to DIN EN 60228 Class 2

Cross section mm ²	Part No.	Crimp width mm	Number of crimps
6	HB46	9	1
10	hb410	9	1
16	hb416	9	1
25	hb425	9	1
35	HB435	9	1
50	HB450	9	1
70	hb470	5	2
95	hb495	5	2
120	hb4120	5	2
150	hb4150	5	2

Crimping die set 6 - 150 mm² blue connection[®] HB 4 in plastic case, 11-pce.

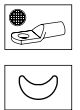


Suitable for

- Tubular cable lugs and connectors, blue connection[®] for compacted conductors acc. to DIN EN 60228 Class 2

Part No.
HB4SET

Crimping dies HF 4

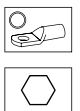


Suitable for

- Tubular cable lugs and connectors for fine stranded conductors

Cross section mm ²	Part No.
10	HF410
16	HF416
25	HF425
35	HF435

Crimping dies HM 4



Suitable for

- Tubular cable lugs and connectors for solid conductors

Cross section mm ²	Part No.	Crimp width mm
1.5 - 2.5; 4	HM4154	5
6 - 10	HM4610	5
16	HM416	5

Crimping dies HN 4



Suitable for

- Tubular cable lugs and connectors - Ni
- Tubular cable lugs and connectors - stainless steel

Cross section mm ²	Part No.
0.5 - 1.0	HN4051
1.5 - 2.5	HN41525
4 - 6	HN446
10	HN410
16	HN416

Crimping dies HD 4



Suitable for

- Compression cable lugs to DIN 46235 and connectors to DIN 46267, part 1 - Cu

Cross section mm ²	Part No.	Code	Crimp width mm
6	HD46	5	5
10	HD410	6	5
16	HD416	8	5
25	HD425	10	5
35	HD435	12	5
50	HD450	14	5
70	HD470	16	5
95	HD495	18	5
120	HD4120	20	5

Crimping die set, 6 - 120 mm² HD 4 in plastic case, 10-pce.



Suitable for

- Compression cable lugs to DIN 46235 and connectors to DIN 46267, part 1 - Cu

Part No.
HD4SET

Crimping dies HQ 4



Suitable for

- Solderless terminals to DIN 46234 and pin terminals to DIN 46230 - Cu
- Solderless connectors to DIN 46341 - Cu

Cross section mm ²	Part No.
10	HQ410
16	HQ416
25	HQ425
35	HQ435

Crimping dies HISQ 4



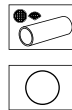
Suitable for

- Insulated solderless terminals and pin terminals

Cross section mm ²	Part No.
10	HISQ410
16	HISQ416



Crimping dies HRU 4

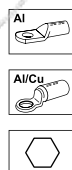


Suitable for

- Pre-rounding dies for sector-shaped Al and Cu conductors
- 3- and 4-core sector-shaped conductors

Nominal cross section mm ² se	Nominal cross section mm ² sm	Part No.	Conductor dia. mm	Pre-rounding width mm
	10	HRU410	4.1	9
	16	HRU416	5.1	9
35	25	HRU43525	6.3	9
50	35	HRU45035	7.5	9
70	50	HRU47050	9.0	9
95	70	HRU49570	10.5	9
120	95	HRU412095	12.5	9
150	120	HRU4150120	14.0	9

Crimping dies HA 4

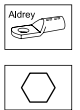


Suitable for

- Compression cable lugs and connectors to DIN - Al
- Compression cable lugs and connectors Al/Cu (aluminium side)

Cross section mm ²	Part No.	Code	Crimp width mm
10	HA410	10	7
16 - 25	HA41625	12	7
35	HA435	14	7
50	HA450	16	7
70	HA470	18	7

Crimping dies HAD 4

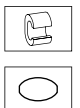


Suitable for

- Compression joints for full tension connections of Aldrey conductors according to DIN EN 50182

Cross section mm ²	Part No.	Code	Crimp width mm
25	HAD425	12	7
35	HAD435	14	7
50	HAD450	16	7

Crimping dies HC 4 / HMC 4



Suitable for

- C-clamps

Cross section mm ²	Part No.	Crimp width mm
16	HC416	5
25	HC425	5
4 - 4	HMC44	5
10 - 10	HMC410	5
10 - 16 10 - 25 35 - 35	HMC435	5



Crimping dies HAE 4



Suitable for

- Cable end-sleeves

Cross section mm ²	Part No.	Crimp width mm
10	HAE410	10
16	HAE416	10
25	HAE425	10
35	HAE435	10
50	HAE450	10

Crimping dies HZAE 4



Suitable for

- Twin-cable end-sleeves

Cross section mm ²	Part No.	Crimp width mm
2 x 4	HZAE44	10
2 x 6	HZAE46	10
2 x 10	HZAE410	10
2 x 16	HZAE416	10

Crimping dies HAES 4



Suitable for

- Cable end-sleeves
- Special trapezoid crimp for fine stranded conductors

Cross section mm ²	Part No.	Crimp width mm
10	HAES410	10
16	HAES416	10
25	HAES425	10
35	HAES435	10
50	HAES450	10


Crimping dies HZAES 4



Suitable for

- Twin-cable end-sleeves
- Special trapezoid crimp for fine stranded conductors

Cross section mm ²	Part No.	Crimp width mm
2 x 4	HZAES44	10
2 x 6	HZAES46	10
2 x 10	HZAES410	10
2 x 16	HZAES416	10



K5 SERIE



Crimping dies HR 5

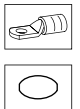


Suitable for

- Tubular cable lugs and connectors - Cu, standard type

Cross section mm ²	Part No.	Crimp width mm
6 + 35	HR5635	5
10 + 50	HR51050	5
16 + 70	HR51670	5
25 + 95	HR52595	5
120	HR5120	5
150	HR5150	5
185	HR5185	5
240	HR5240	5

Crimping dies HIS 5



Suitable for

- Insulated tubular cable lugs and connectors
- Insulated pin terminals

Cross section mm ²	Part No.	Crimp width mm
10	HIS510	5
16	HIS516	5
25	HIS525	5
35	HIS535	5
50	HIS550	5
70	HIS570	5
95	HIS595	5

Crimping die set, 6 - 240 mm² HR 5 in plastic case, 9-pce.

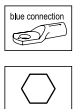


Suitable for

- Tubular cable lugs and connectors - Cu, standard type

Part No.
HR5SET

Crimping dies blue connection® HB 5



► Accurate assignment of crimping tool/crimping die through colour-coding system

Suitable for

- Tubular cable lugs and connectors, blue connection® for compacted conductors acc. to DIN EN 60228 Class 2

Cross section mm ²	Part No.	Crimp width mm	Number of crimps
6 + 35	hb5635	9	1
10 + 50	HB51050	9	1
16 + 70	hb51670	9	1
25 + 95	hb52595	9	1
120	hb5120	5	2
150	hb5150	5	2
185	hb5185	5	2



Crimping die set, 6 - 185 mm² blue connection® HB 5 in plastic case, 8-pce.



Suitable for

- Tubular cable lugs and connectors, blue connection® for compacted conductors acc. to DIN EN 60228 Class 2

Part No.
HB5SET

Crimping dies HF 5



Suitable for

- Tubular cable lugs and connectors for fine stranded conductors

Cross section mm ²	Part No.
10	HF510
16	HF516
25	HF525
35	HF535
50	HF550

Crimping dies HD 5



Suitable for

- Compression cable lugs to DIN 46235 and connectors to DIN 46267, part 1 - Cu

Cross section mm ²	Part No.	Code	Crimp width mm
6 + 35	HD5635	5 + 12	5
10 + 50	HD51050	6 + 14	5
16 + 70	HD51670	8 + 16	5
25 + 95	HD52595	10 + 18	5
120	HD5120	20	5
150	HD5150	22	5
185	HD5185	25	5

Crimping die set, 6 - 185 mm² HD 5 in plastic case, 8-pce.



Suitable for

- Compression cable lugs to DIN 46235 and connectors to DIN 46267, part 1 - Cu

Part No.
HD5SET

Crimping dies HQ 5



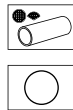
Suitable for

- Solderless terminals to DIN 46234 and pin terminals to DIN 46230 - Cu

Cross section mm ²	Part No.
10	HQ510
16	HQ516
25	HQ525
35	HQ535
50	HQ550



Crimping dies HRU 5

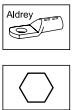


Suitable for

- Pre-rounding dies for sector-shaped Al and Cu conductors
- 3- and 4-core sector-shaped conductors

Nominal cross section mm ² se	Nominal cross section mm ² sm	Part No.	Conductor dia. mm	Pre-rounding width mm
	10	HRU510	4.1	12
	16	HRU516	5.1	12
35	25	HRU53525	6.3	12
50	35	HRU55035	7.5	12
70	50	HRU57050	9	12
95	70	HRU59570	10.5	12
120	95	HRU512095	12.5	12
150	120	HRU5150120	14	12
185	150	HRU5185150	15.7	12
240	185	HRU5240185	17.5	12
300	240	HRU5300240	20.3	12

Crimping dies HAD 5

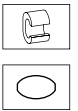


Suitable for

- Compression joints for full tension connections of Aldrey conductors according to DIN EN 50182

Cross section mm ²	Part No.	Code	Crimp width mm
25	HAD525	12	7
35	HAD535	14	7
50	HAD550	16	7
70	HAD570	18	7
95	HAD595	20	7

Crimping dies HC 5



Suitable for

- C-clamps

Cross section mm ²	Part No.	Crimp width mm
16	HC516	5
25	HC525	5
35	HC535	5

Crimping dies HA 5



Suitable for

- Compression cable lugs and connectors to DIN - Al
- Compression cable lugs and connectors Al/Cu (aluminium side)

Cross section mm ²	Part No.	Code	Crimp width mm
10	HA510	10	7
16 - 25	HA51625	12	7
35	HA535	14	7
50	HA550	16	7
70	HA570	18	7
95 - 120	HA595120	22	7
150	HA5150	25	7



Crimping dies HAE 5

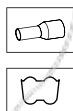


Suitable for

- Cable end-sleeves

Cross section mm ²	Part No.	Crimp width mm
10	HAE510	20
16	HAE516	20
25	HAE525	20
35	HAE535	20
50	HAE550	20
70	HAE570	20
95	HAE595	20

Crimping dies HAES 5

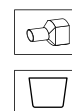


Suitable for

- Cable end-sleeves
- Special trapezoid crimp for fine stranded conductors

Cross section mm ²	Part No.	Crimp width mm
10	HAES510	20
16	HAES516	20
25	HAES525	20
35	HAES535	20
50	HAES550	20
70	HAES570	20
95	HAES595	20

Crimping dies HZAE 5

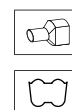


Suitable for

- Twin-cable end-sleeves

Cross section mm ²	Part No.	Crimp width mm
2 x 4	HZAE54	20
2 x 6	HZAE56	20
2 x 10	HZAE510	20
2 x 16	HZAE516	20

Crimping dies HZAES 5



Suitable for

- Twin-cable end-sleeves
- Special trapezoid crimp for fine stranded conductors

Cross section mm ²	Part No.	Crimp width mm
2 x 4	HZAES54	20
2 x 6	HZAES56	20
2 x 10	HZAES510	20
2 x 16	HZAES516	20



K18 SERIE



Crimping dies R



Suitable for

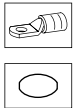
- Tubular cable lugs and connectors - Cu, standard type
- Tubular cable lugs for switchgear connections

Technical instructions

- For connectors, refer to the installation instructions in the technical appendix, page i-8

Cross section mm ²	Part No.	Crimp width mm
6	R6	5
10	R10	5
16	R16	5
25	R25	5
35	R35	5
50	R50	5
70	R70	5
95	R95	5
120	R120	5
150	R150	5
185	R185	5

Crimping dies IS

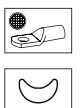


Suitable for

- Insulated tubular cable lugs and connectors
- Insulated pin terminals

Cross section mm ²	Part No.	Crimp width mm
10	IS10	5
16	IS16	5
25	IS25	5
35	IS35	5
50	IS50	5
70	IS70	5
95	IS95	5

Crimping dies F



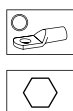
Suitable for

- Tubular cable lugs and connectors for fine stranded conductors

Cross section mm ²	Part No.
10	F10
16	F16
25	F25
35	F35
50	F50



Crimping dies M



Suitable for

- Tubular cable lugs and connectors for solid conductors

Cross section mm ²	Part No.	Crimp width mm
1.5 - 4	M154	5
6 - 10	M610	5
16	M16	5

Crimping dies D



Suitable for

- Compression cable lugs to DIN 46235 and connectors to DIN 46267, part 1 - Cu

Technical instructions

- For connectors, refer to the installation instructions in the technical appendix, page i-8

Cross section mm ²	Part No.	Code	Crimp width mm
6	D6	5	5
10	D10	6	5
16	D16	8	5
25	D25	10	5
35	D35	12	5
50	D50	14	5
70	D70	16	5
95	D95	18	5
120	D120	20	5
150	D150	22	5
185	D185	25	5

Crimping dies Q



Suitable for

- Solderless terminals to DIN 46234 and pin terminals to DIN 46230 - Cu
- Solderless connectors to DIN 46341 - Cu

Cross section mm ²	Part No.
10	Q10
16	Q16
25	Q25
35	Q35
50	Q50
70	Q70

Crimping dies ISQ



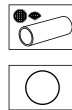
Suitable for

- Insulated solderless terminals and pin terminals

Cross section mm ²	Part No.
10	ISQ10
16	ISQ16
25	ISQ25
35	ISQ35
50	ISQ50



Crimping dies RU

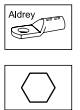



Suitable for

- Pre-rounding dies for sector-shaped Al and Cu conductors
- 3- and 4-core sector-shaped conductors

Nominal cross section mm ² se	Nominal cross section mm ² sm	Part No.	Conductor dia. mm	Pre-rounding width mm
	10	RU10	4.1	19.5
	16	RU16	5.1	19.5
35	25	RU3525	6.3	19.5
50	35	RU5035	7.5	19.5
70	50	RU7050	9.0	19.5
95	70	RU9570	10.5	19.5
120	95	RU12095	12.5	19.5
150	120	RU150120	14.0	19.5
185	150	RU185150	15.8	19.5
240	185	RU240185	17.5	19.5

Crimping dies AD



Suitable for

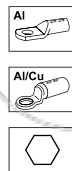
- Compression joints for full tension connections of Aldrey conductors according to DIN EN 50182

Technical instructions

- For connectors, refer to the installation instructions in the technical appendix, page i-8

Cross section mm ²	Part No.	Code	Crimp width mm
25	AD25	12	7
35	AD35	14	7
50	AD50	16	7
70	AD70	18	7
95	AD95	20	7

Crimping dies A



Suitable for

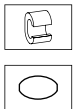
- Compression cable lugs and connectors to DIN - Al
- Compression cable lugs and connectors Al/Cu (aluminium side)

Technical instructions

- For connectors, refer to the installation instructions in the technical appendix, page i-8

Cross section mm ²	Part No.	Code	Crimp width mm
10	A10	10	7
16 - 25	A1625	12	7
35	A35	14	7
50	A50	16	7
70	A70	18	7
95 - 120	A95120	22	7
150	A150	25	7
185	A185	28	7

Crimping dies C / MC



Suitable for

- C-clamps

Cross section mm ²	Part No.	Crimp width mm
16	C16	5
25	C25	5
35	C35	5
50	C50	5
4 - 4	MC4	5
10 - 10	MC10	5
10 - 16 10 - 25 10 - 35	MC35	5



Crimping dies AE

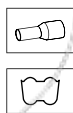


Suitable for

- Cable end-sleeves

Cross section mm ²	Part No.	Crimp width mm
10	AE10	20
16	AE16	20
25	AE25	20
35	AE35	20
50	AE50	20
70	AE70	20
95	AE95	20

Crimping dies AES

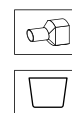


Suitable for

- Cable end-sleeves
- Special trapezoid crimp for fine stranded conductors

Cross section mm ²	Part No.	Crimp width mm
10	AES10	20
16	AES16	20
25	AES25	20
35	AES35	20
50	AES50	20
70	AES70	20
95	AES95	20

Crimping dies ZAE

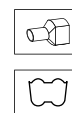


Suitable for

- Twin-cable end-sleeves

Cross section mm ²	Part No.	Crimp width mm
2 x 4	ZAE4	20
2 x 6	ZAE6	20
2 x 10	ZAE10	20
2 x 16	ZAE16	20

Crimping dies ZAES



Suitable for

- Twin-cable end-sleeves
- Special trapezoid crimp for fine stranded conductors

Cross section mm ²	Part No.	Crimp width mm
4	ZAES4	20
6	ZAES6	20
10	ZAES10	20
16	ZAES16	20



**K22
SERIE**




K 22

HK 60/22

HK 60 UNV + UA22

EK 60/22

EKM 60/22



EKM 60 UNV + UA22



EK 60 UNV + UA22



THK 22



PK 22



PK 60 UNV + UA22

Crimping dies R 22

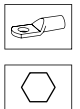


Suitable for

- Tubular cable lugs and connectors - Cu, standard type
- Tubular cable lugs for switchgear connections

Cross section mm ²	Part No.	Crimp width mm
6	R226	5
10	R2210	5
16	R2216	5
25	R2225	5
35	R2235	5
50	R2250	5
70	R2270	5
95	R2295	5
120	R22120	5
150	R22150	5
185	R22185	5
240	R22240	5
300	R22300	5

Crimping die set, 6-300 mm² R 22 in plastic case, 14-pce.

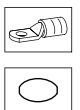


Suitable for

- Tubular cable lugs and connectors - Cu, standard type
- Tubular cable lugs for switchgear connections

Part No.
R22SET

Crimping dies IS 22



Suitable for

- Insulated tubular cable lugs and connectors
- Insulated pin terminals

Cross section mm ²	Part No.	Crimp width mm
10	IS2210	5
16	IS2216	5
25	IS2225	5
35	IS2235	5
50	IS2250	5
70	IS2270	5
95	IS2295	5
120	IS22120	5
150	IS22150	5



Crimping dies, blue connection® B 22



► Accurate assignment of crimping tool/crimping die through colour-coding system

Suitable for

- Tubular cable lugs and connectors, blue connection® for compacted conductors acc. to DIN EN 60228 Class 2

Cross section mm ²	Part No.	Crimp width mm	Number of crimps
6	b226	9	1
10	b2210	9	1
16	b2216	9	1
25	b2225	9	1
35	b2235	9	1
50	b2250	9	1
70	b2270	9	1
95	b2295	9	1
120	b22120	9	1
150	b22150	9	1
185	b22185	5	2
240	b22240	5	2
300	b22300	5	3

Presseinsatzset 6-300 mm² blue connection® B22 im Kunststoffkoffer, 14-teilig



Suitable for

- Tubular cable lugs and connectors, blue connection® for compacted conductors acc. to DIN EN 60228 Class 2

Part No.
B22SET

Crimping dies F 22



Suitable for

- Tubular cable lugs and connectors for fine stranded conductors

Cross section mm ²	Part No.
10	F2210
16	F2216
25	F2225
35	F2235
50	F2250
70	F2270

Crimping dies M 22



Suitable for

- Tubular cable lugs and connectors for solid conductors

Cross section mm ²	Part No.	Crimp width mm
1.5 - 4	M22154	5
6 - 10	M22610	5
16	M2216	5

Presseinsätze N 22



Suitable for

- Tubular cable lugs and connectors - Ni
- Tubular cable lugs and connectors - stainless steel

Cross section mm ²	Part No.
10	N2210
16	N2216
25	N2225
35	N2235
50	N2250



Crimping dies D 22



Suitable for

- Compression cable lugs to DIN 46235 and connectors to DIN 46267, part 1 - Cu

Cross section mm ²	Part No.	Code	Crimp width mm
6	D226	5	5
10	D2210	6	5
16	D2216	8	5
25	D2225	10	5
35	D2235	12	5
50	D2250	14	5
70	D2270	16	5
95	D2295	18	5
120	D22120	20	5
150	D22150	22	5
185	D22185	25	5
240	D22240	28	5
300	D22300	32	5

Crimping die set, 6-300 mm² D 22 in plastic case, 14-pce.

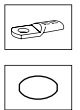


Suitable for

- Compression cable lugs to DIN 46235 and connectors to DIN 46267, part 1 - Cu

Part No.
D22SET

Crimping dies DP 22

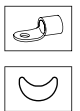


Suitable for

- Double compression cable lugs

Cross section mm ²	Part No.	Code
2 x 50	DP2250	22 DP
2 x 70	DP2270	24 DP

Crimping dies Q 22

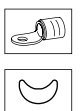


Suitable for

- Solderless terminals to DIN 46234 and pin terminals to DIN 46230 - Cu
- Solderless connectors to DIN 46341 - Cu

Cross section mm ²	Part No.
10	Q2210
16	Q2216
25	Q2225
35	Q2235
50	Q2250
70	Q2270

Crimping dies ISQ 22



Suitable for

- Insulated solderless terminals and pin terminals

Cross section mm ²	Part No.
10	ISQ2210
16	ISQ2216
25	ISQ2225
35	ISQ2235
50	ISQ2250
70	ISQ2270

Crimping dies RU 22




Suitable for

- Pre-rounding of sector-shaped Al- and Cu-conductors
- 3- and 4-core sector-shaped conductors

Nominal cross section mm ² se	Nominal cross section mm ² sm	Part No.	Conductor dia. mm	Pre-rounding width mm
	10	RU2210	4.1	19.5
	16	RU2216	5.1	19.5
35	25	RU223525	6.3	19.5
50	35	RU225035	7.5	19.5
70	50	RU227050	9.0	19.5
95	70	RU229570	10.5	19.5
120	95	RU2212095	12.5	19.5
150	120	RU22150120	14.0	19.5
185	150	RU22185150	15.8	19.5
240	185	RU22240185	17.5	19.5
300	240	RU22300240	20.3	19.5

Crimping dies A 22



Suitable for

- Compression cable lugs and connectors to DIN - Al
- Compression cable lugs and connectors Al/Cu (aluminium side)

Cross section mm ²	Part No.	Code	Crimp width mm
10	A2210	10	7
16 - 25	A221625	12	7
35	A2235	14	7
50	A2250	16	7
70	A2270	18	7
95 - 120	A2295120	22	7
150	A22150	25	7
185	A22185	28	7
240	A22240	32	5
300	A22300	34	5

Crimping die set, 10-300 mm² A 22 in plastic case, 11-pce.



Suitable for

- Compression cable lugs and connectors to DIN - Al
- Compression cable lugs and connectors Al/Cu (aluminium side)

Part No.
A22SET

Crimping dies AD 22



Suitable for

- Compression joints for full tension connections of Aldrey conductors according to DIN EN 50182
- Al-conductor acc. to DIN EN 50182, 120 - 185 mm²

Cross section mm ²	Part No.	Code	Crimp width mm
25	AD2225	12	7
35	AD2235	14	7
50	AD2250	16	7
70	AD2270	18	7
95	AD2295	20	7
120	AD22120	25	7
150 - 185	AD22150185	28	7



Crimping dies AST 22



Suitable for

- Compression joints acc. to DIN 48085, part 3 for Al-/St-cable acc. to DIN EN 50182
- Aluminium crimping

Cross section mm ²	Part No.	Code	Crimp width mm
25 - 4	AST2225	12	7
35 - 6	AST2235	14	7
50 - 8	AST2250	16	7
70 - 12	AST2270	18	7
95 - 15	AST2295	22	7
120 - 20	AST22120	25	7

Crimping dies ST 22

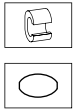


Suitable for

- Compression joints acc. to DIN 48085, part 3 for Al-/St-cable acc. to DIN EN 50182
- Steel crimping

Cross section mm ²	Part No.	Code	Crimp width mm
25 - 4 35 - 6	ST2246	6	5
50 - 8	ST228	7	5
70 - 12 95 - 15	ST221215	9	5
120 - 20	ST2220	13	5

Crimping dies C 22 / MC 22

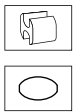


Suitable for

- C-clamps

Cross section mm ²	Part No.	Crimp width mm
16	C2216	5
25	C2225	5
35	C2235	5
50	C2250	5
4 - 4	MC224	5
10 - 10	MC2210	5
10 - 1 10 - 25 35 - 35	MC2235	5

Crimping dies H 22



Suitable for

- H-clamps

Cross section mm ²	Part No.	Crimp width mm
70	H2270	5

Crimping dies AE 22



Suitable for

- Cable end-sleeves

Additional information

- * = Not suitable for THK 22 due to opening width

Cross section mm ²	Part No.	Crimp width mm
10	AE2210	21
16	AE2216	21
25	AE2225	21
35	AE2235	21
50	AE2250	21
70	AE2270	21
95	AE2295	21
120	AE22120	21
150	AE22150	21
185 *	AE22185	21
240 *	AE22240	21

Crimping dies AES 22



Suitable for

- Cable end-sleeves
- Special trapezoid crimp for fine stranded conductors

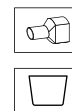
Technical instructions

Additional information

- * = Not suitable for THK 22 due to opening width

Cross section mm ²	Part No.	Crimp width mm
10	AES2210	21
16	AES2216	21
25	AES2225	21
35	AES2235	21
50	AES2250	21
70	AES2270	21
95	AES2295	21
120	AES22120	21
150	AES22150	21
185 *	AES22185	21
240 *	AES22240	21

Crimping dies ZAE 22

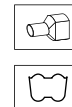


Suitable for

- Twin-cable end-sleeves

Cross section mm ²	Part No.	Crimp width mm
2 x 4	ZAE224	21
2 x 6	ZAE226	21
2 x 10	ZAE2210	21
2 x 16	ZAE2216	21

Crimping dies ZAES 22



Suitable for

- Twin-cable end-sleeves
- Special trapezoid crimp for fine stranded conductors

Cross section mm ²	Part No.	Crimp width mm
2 x 4	ZAES224	21
2 x 6	ZAES226	21
2 x 10	ZAES2210	21
2 x 16	ZAES2216	21



K13 SERIE



HK 120/30

HK 120/42

HK 120 U

EK 120/32

EK 120/42

EK 120 UNV

EK 120 U

EK 135 FT

THK 120

HK 12/2 EL/380

PK 120/42

PK 120 U

Crimping dies HR 13



Suitable for

- Tubular cable lugs and connectors - Cu, standard type
- Tubular cable lugs for switchgear connections

Technical instructions

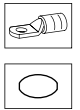
- For connectors, refer to the installation instructions in the technical appendix, page i-8

Additional information

- * = Narrow crimping (crimp 5 x)

Cross section mm ²	Part No.	Crimp width mm
16	HR1316	10
25	HR1325	10
35	HR1335	10
50	HR1350	13
70	HR1370	13
95	HR1395	14
120	HR13120	14
150	HR13150	14
185	HR13185	11
240	HR13240	11
300	HR13300	11
400 *	HR13400	5

Crimping dies HIS 13



Suitable for

- Insulated tubular cable lugs and connectors
- Insulated pin terminals

Cross section mm ²	Part No.	Crimp width mm
10	HIS1310	5
16	HIS1316	5
25	HIS1325	5
35	HIS1335	5
50	HIS1350	5
70	HIS1370	5
95	HIS1395	5
120	HIS13120	5
150	HIS13150	5



Crimping dies HF 13



Suitable for

- Tubular cable lugs and connectors for fine stranded conductors

Cross section mm ²	Part No.
16	HF1316
25	HF1325
35	HF1335
50	HF1350
70	HF1370
95	HF1395
120	HF13120
150	HF13150

Crimping dies HN 13



Suitable for

- Tubular cable lugs and connectors - Ni
- Tubular cable lugs and connectors - stainless steel

Cross section mm ²	Part No.
70	HN1370
95	HN1395

Crimping dies HD 13



Suitable for

- Compression cable lugs to DIN 46235 - Cu
- Compression joints to DIN 46267, part 1 - Cu

Technical instructions

- For connectors, refer to the installation instructions in the technical appendix, page i-8

Additional information

* = Narrow crimping (crimp 5 x)

Cross section mm ²	Part No.	Code	Crimp width mm
16	HD1316	8	10
25	HD1325	10	10
35	HD1335	12	10
50	HD1350	14	13
70	HD1370	16	13
95	HD1395	18	14
120	HD13120	20	14
150	HD13150	22	10
185	HD13185	25	10
240	HD13240	28	10
300 *	HD13300	32	7

Crimping dies HDP 13



Suitable for

- Double compression cable lugs

Cross section mm ²	Part No.	Code	Crimp width mm
2 x 50	HDP1350	22 DP	12
2 x 70	HDP1370	24 DP	12
2 x 95	HDP1395	29 DP	12



Crimping dies HQ 13

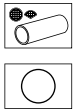


Suitable for

- Solderless terminals to DIN 46234 and pin terminals to DIN 46230 - Cu
- Solderless connectors to DIN 46341 - Cu

Cross section mm ²	Part No.
16	HQ1316
25	HQ1325
35	HQ1335
50	HQ1350
70	HQ1370
95	HQ1395
120	HQ13120
150	HQ13150

Crimping dies HRU 13



Suitable for

- Pre-rounding dies for sector-shaped Al and Cu conductors
- 3- and 4-core sector-shaped conductors

Nominal cross section mm ² se	Nominal cross section mm ² sm	Part No.	Conductor dia. mm	Pre-rounding width mm
	10	HRU1310	4.1	35
	16	HRU1316	5.1	35
35	25	HRU133525	6.3	35
50	35	HRU135035	7.5	35
70	50	HRU137050	9.0	35
95	70	HRU139570	10.5	35
120	95	HRU1312095	12.5	35
150	120	HRU13150120	14.0	35
185	150	HRU13185150	15.8	35
240	185	HRU13240185	17.5	35
300	240	HRU13300240	20.3	35
	300	HRU13300SM	22.5	35

Crimping dies HISQ 13



Suitable for

- Insulated solderless terminals and pin terminals

Cross section mm ²	Part No.
10	HISQ1310
16	HISQ1316
25	HISQ1325
35	HISQ1335
50	HISQ1350
70	HISQ1370
95	HISQ1395



Crimping dies HA 13



Suitable for

- Compression cable lugs and connectors to DIN - Al
- Compression cable lugs and connectors Al/Cu (aluminium side)

Technical instructions

- For connectors, refer to the installation instructions in the technical appendix, page i-8

Cross section mm ²	Part No.	Code	Crimp width mm
10	HA1310	10	12
16 - 25	HA131625	12	12
35	HA1335	14	12
50	HA1350	16	12
70	HA1370	18	12
95 - 120	HA1395120	22	14
150	HA13150	25	14
185	HA13185	28	14
240	HA13240	32	17
300	HA13300	34	17

Crimping dies HAD 13



Suitable for

- Compression joints for full tension connections of Aldrey conductors according to DIN EN 50182
- Al-conductor acc. to DIN EN 50182, 120 - 185 mm²

Technical instructions

- For connectors, refer to the installation instructions in the technical appendix, page i-8

Cross section mm ²	Part No.	Code	Crimp width mm
25	HAD1325	12	12
35	HAD1335	14	12
50	HAD1350	16	12
70	HAD1370	18	12
95	HAD1395	20	14
120	HAD13120	25	14
150 - 185	HAD13150185	28	14

Crimping dies HAST 13



Suitable for

- Compression joints acc. to DIN 48085, part 3 for Al-/St-cable acc. to DIN EN 50182
- Aluminium crimping

Technical instructions

- For connectors, refer to the installation instructions in the technical appendix, page i-8

Cross section mm ²	Part No.	Code	Crimp width mm
25 - 4	HAST1325	12	12
35 - 6	HAST1335	14	12
50 - 8	HAST1350	16	12
70 - 12	HAST1370	18	12
95 - 15	HAST1395	22	14
120 - 20	HAST13120	25	14

Crimping dies HST 13



Suitable for

- Compression joints acc. to DIN 48085, part 3 for Al-/St-cable acc. to DIN EN 50182
- Steel crimping

Technical instructions

- For connectors, refer to the installation instructions in the technical appendix, page i-8

Cross section mm ²	Part No.	Code	Crimp width mm
25 - 4	HST1346	6	12
35 - 6			
50 - 8	HST138	7	12
70 - 12	HST131215	9	12
95 - 15			
120 - 20	HST1320	13	12



Crimping dies HC 13 / HMC 13



Suitable for

- C-clamps

Cross section mm ²	Part No.	Crimp width mm
16	HC1316	16
25	HC1325	17
35	HC1335	20
50	HC1350	20
70	HC1370	20
10 - 10	HMC1310	13
10 - 16	HMC1335	18
10 - 25		
35 - 35		
25 - 50	HMC1350	20
50 - 50		
35 - 70	HMC1370	20

Crimping dies HAE 13



Suitable for

- Cable end-sleeves

Cross section mm ²	Part No.	Crimp width mm
25	HAE1325	20
35	HAE1335	20
50	HAE1350	26
70	HAE1370	26
95	HAE1395	26
120	HAE13120	26
150	HAE13150	26
185	HAE13185	26
240	HAE13240	26

Crimping dies HAH 13



Suitable for

- H-clamps

Cross section mm ²	Part No.	Crimp width mm
70	HAH1370	30
95	HAH1395	30
120	HAH13120	20

Crimping dies HAES 13



Suitable for

- Cable end-sleeves
- Special trapezoid crimp for fine stranded conductors

Cross section mm ²	Part No.	Crimp width mm
25	HAES1325	20
35	HAES1335	20
50	HAES1350	26
70	HAES1370	26
95	HAES1395	26
120	HAES13120	26
150	HAES13150	26
185	HAES13185	26
240	HAES13240	26

K15 SERIE



Crimping dies HR 15

NEW



Suitable for

- Tubular cable lugs and connectors - Cu, standard type
- Tubular cable lugs for switchgear connections

Additional information

- * = Narrow crimping (crimp 5 x)
- ** = Narrow crimping (crimp 6 x)

Cross section mm ²	Part No.	Crimp width mm
500 *	HL15500	10
630 **	HL15630	8

Crimping dies HA 15

NEW



Suitable for

- Compression cable lugs and connectors to DIN - Al
- Compression cable lugs and connectors Al/Cu (aluminium side)

Cross section mm ²	Part No.	Code	Crimp width mm
400	HA15400	38	15
500	HA15500	38	15

Crimping dies HD 15

NEW



Suitable for

- Compression cable lugs to DIN 46235 and connectors to DIN 46267, part 1 - Cu

Additional information

- * = Narrow crimping (crimp 7 x)

Cross section mm ²	Part No.	Code	Crimp width mm
400 *	HD15400	38	7
500 *	HD15500	42	7
625 *	HD15625	44	7



Crimping dies HR 25

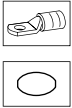


Suitable for

- Tubular cable lugs and connectors - Cu, standard type
- Tubular cable lugs for switchgear connections

Cross section mm ²	Part No.	Crimp width mm
16	HR2516	10
25	HR2525	10
35	HR2535	10
50	HR2550	13
70	HR2570	13
95	HR2595	15
120	HR25120	15
150	HR25150	20
185	HR25185	20
240	HR25240	20
300	HR25300	20
400	HR25400	20

Crimping dies HIS 25



Suitable for

- Insulated tubular cable lugs and connectors
- Insulated pin terminals

Cross section mm ²	Part No.	Crimp width mm
10	HIS2510	7
16	HIS2516	7
25	HIS2525	8
35	HIS2535	8
50	HIS2550	10
70	HIS2570	12
95	HIS2595	14
120	HIS25120	14
150	HIS25150	16

Crimping dies HF 25



Suitable for

- Tubular cable lugs and connectors for fine stranded conductors

Cross section mm ²	Part No.
16	HF2516
25	HF2525
35	HF2535
50	HF2550
70	HF2570
95	HF2595
120	HF25120
150	HF25150
185	HF25185
240	HF25240
300	HF25300

Crimping dies HD 25



Suitable for

- Compression cable lugs to DIN 46235 - Cu
- Compression joints to DIN 46267, part 1 - Cu

Cross section mm ²	Part No.	Code	Crimp width mm
16	HD2516	8	10
25	HD2525	10	10
35	HD2535	12	10
50	HD2550	14	13
70	HD2570	16	13
95	HD2595	18	14
120	HD25120	20	14
150	HD25150	22	15
185	HD25185	25	15
240	HD25240	28	15
300	HD25300	32	17
400	HD25400	38	17
500	HD25500	42	17
625	HD25625	44	15

Crimping dies HDP 25



Suitable for

- Double compression cable lugs

Cross section mm ²	Part No.	Code	Crimp width mm
2 x 50	HDP2550	22 DP	15
2 x 70	HDP2570	24 DP	15
2 x 95	HDP2595	29 DP	15
2 x 120	HDP25120	32 DP	15

Crimping dies HQ 25



Suitable for

- Solderless terminals to DIN 46234 and pin terminals to DIN 46230 - Cu
- Solderless connectors to DIN 46341 - Cu

Cross section mm ²	Part No.
16	HQ2516
25	HQ2525
35	HQ2535
50	HQ2550
70	HQ2570
95	HQ2595
120	HQ25120
150	HQ25150
185	HQ25185
240	HQ25240



Crimping dies HISQ 25



Suitable for

- Insulated solderless terminals and pin terminals

Cross section mm ²	Part No.
10	HISQ2510
16	HISQ2516
25	HISQ2525
35	HISQ2535
50	HISQ2550
70	HISQ2570
95	HISQ2595
120	HISQ25120
150	HISQ25150

Crimping dies HRU 25

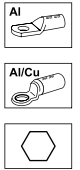


Suitable for

- Pre-rounding dies for sector-shaped Al and Cu conductors
- 3- and 4-core sector-shaped conductors

Nominal cross section mm ² se	Nominal cross section mm ² sm	Part No.	Conductor dia. mm	Pre-rounding width mm
	10	HRU2510	4.1	40
	16	HRU2516	5.1	40
35	25	HRU253525	6.3	40
50	35	HRU255035	7.5	40
70	50	HRU257050	9.0	40
95	70	HRU259570	10.5	40
120	95	HRU2512095	12.5	40
150	120	HRU25150120	14.0	40
185	150	HRU25185150	15.8	40
240	185	HRU25240185	17.5	40
300	240	HRU25300240	20.3	40
	300	HRU25300SM	22.5	40

Crimping dies HA 25

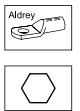


Suitable for

- Compression cable lugs and connectors to DIN - Al
- Compression cable lugs and connectors Al/Cu (aluminium side)

Cross section mm ²	Part No.	Code	Crimp width mm
10	HA2510	10	12
16 - 25	HA251625	12	12
35	HA2535	14	12
50	HA2550	16	12
70	HA2570	18	12
95 - 120	HA2595120	22	14
150	HA25150	25	14
185	HA25185	28	14
240	HA25240	32	17
300	HA25300	34	17
400	HA25400	38	17
500	HA25500	44	15

Crimping dies HAD 25



Suitable for

- Compression joints for full tension connections of Aldrey conductors according to DIN EN 50182
- Al-conductor acc. to DIN EN 50182, 120 - 300 mm²

Cross section mm ²	Part No.	Code	Crimp width mm
25	HAD2525	12	12
35	HAD2535	14	12
50	HAD2550	16	12
70	HAD2570	18	12
95	HAD2595	20	14
120	HAD25120	25	14
150 - 185	HAD25150185	28	14
240	HAD25240	34	17
300	HAD25300	38	17



Crimping dies HAST 25



Suitable for

- Compression joints acc. to DIN 48085, part 3 for Al-/St-cable acc. to DIN EN 50182
- Aluminium crimping

Cross section mm ²	Part No.	Code	Crimp width mm
25 - 4	HAST2525	12	12
35 - 6	HAST2535	14	12
50 - 8	HAST2550	16	12
70 - 12	HAST2570	18	12
95 - 15	HAST2595	22	14
120 - 20	HAST25120	25	14

Crimping dies HST 25



Suitable for

- Compression joints acc. to DIN 48085, part 3 for Al-/St-cable acc. to DIN EN 50182
- Steel crimping

Cross section mm ²	Part No.	Code	Crimp width mm
25 - 4; 35 - 6	HST2546	6	14
50 - 8	HST258	7	14
70 - 12; 95 - 15	HST251215	9	14
120 - 20	HST2520	13	14

Crimping dies HC 25 / HMC 25



Suitable for

- C-clamps

Cross section mm ²	Part No.	Crimp width mm
16	HC2516	16
25	HC2525	17
35	HC2535	20
50	HC2550	20
70	HC2570	20
95	HC2595	20
10 - 16; 10 - 25; 35 - 35	HMC2535	18
25 - 50; 50 - 50	HMC2550	20
35 - 70	HMC2570	20
35 - 95; 70 - 95	HMC2595	20
120 - 120	HMC25120	20
150 - 150	HMC25150	20
185 - 185	HMC25185	20

Crimping dies HAH 25



Suitable for

- H-clamps

Cross section mm ²	Part No.	Crimp width mm
70	HAH2570	20
95	HAH2595	20
120	HAH25120	30



Crimping dies HAE 25

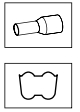


Suitable for

- Cable end-sleeves

Cross section mm ²	Part No.	Crimp width mm
25	HAE2525	20
35	HAE2535	20
50	HAE2550	26
70	HAE2570	26
95	HAE2595	26
120	HAE25120	26
150	HAE25150	26
185	HAE25185	26
240	HAE25240	26

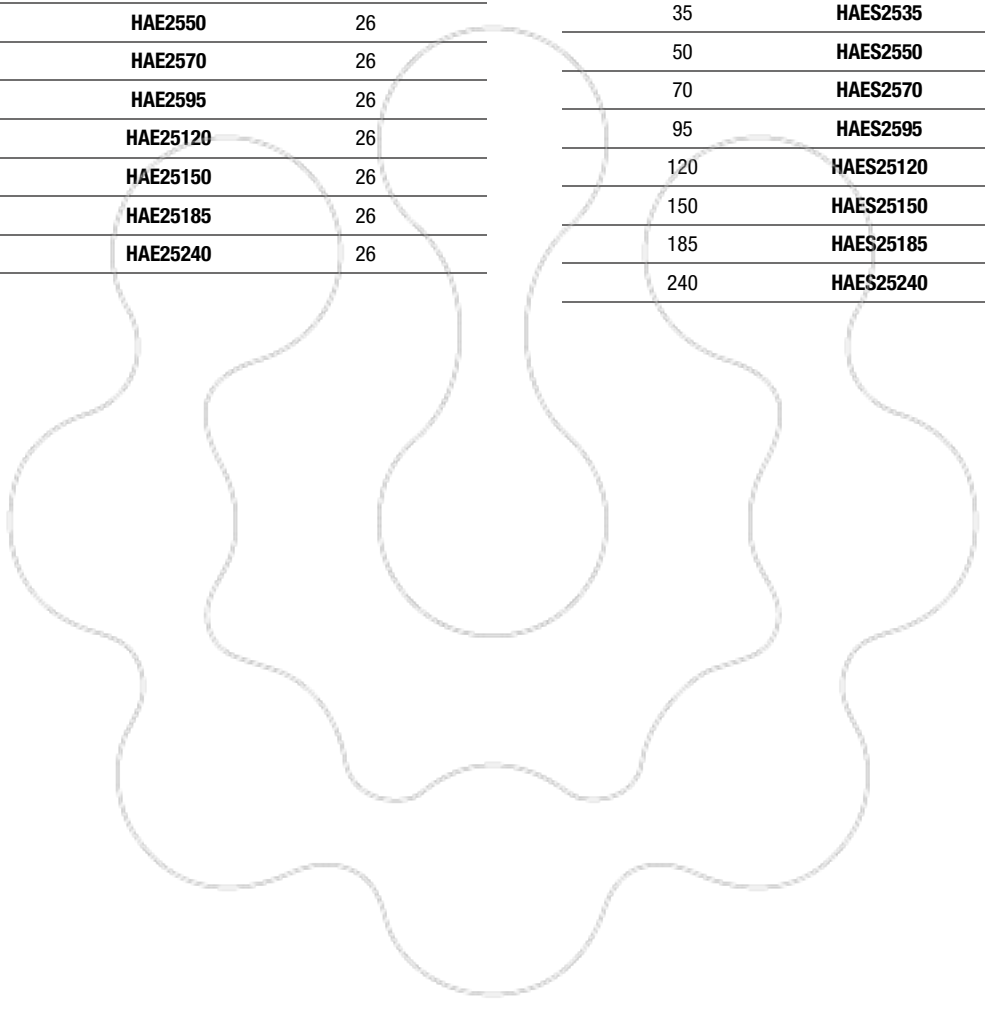
Crimping dies HAES 25




Suitable for

- Cable end-sleeves
- Special trapezoid crimp for fine stranded conductors

Cross section mm ²	Part No.	Crimp width mm
25	HAES2525	20
35	HAES2535	20
50	HAES2550	26
70	HAES2570	26
95	HAES2595	26
120	HAES25120	26
150	HAES25150	26
185	HAES25185	26
240	HAES25240	26



K45 SERIE



HK 45

PK 45

Crimping dies HD 45



Suitable for

- Compression cable lugs to DIN 46235 - Cu
- Compression joints to DIN 46267, part 1 - Cu

Cross section mm ²	Part No.	Code	Crimp width mm
120	HD45120	20	15
150	HD45150	22	15
185	HD45185	25	15
240	HD45240	28	15
300	HD45300	32	17
400	HD45400	38	17
500	HD45500	42	17
625	HD45625	44	17
800	HD45800	52	20
1000	HD451000	58	20

Crimping dies HAD 45



Suitable for

- Compression joints for full tension connections of Aldrey conductors according to DIN EN 50182
- Al-conductor acc. to DIN EN 50182, 150 - 300 mm²

Cross section mm ²	Part No.	Code	Crimp width mm
150 - 185	HAD45150185	28	20
240	HAD45240	34	20
300	HAD45300	38	20

Crimping dies HA 45



Suitable for

- Compression cable lugs and connectors to DIN - Al
- Compression cable lugs and connectors Al/Cu (aluminium side)

Cross section mm ²	Part No.	Code	Crimp width mm
150	HA45150	25	15
185	HA45185	28	15
240	HA45240	32	17
300	HA45300	34	20
400	HA45400	38	20
500	HA45500	44	20



Crimping dies HD 100

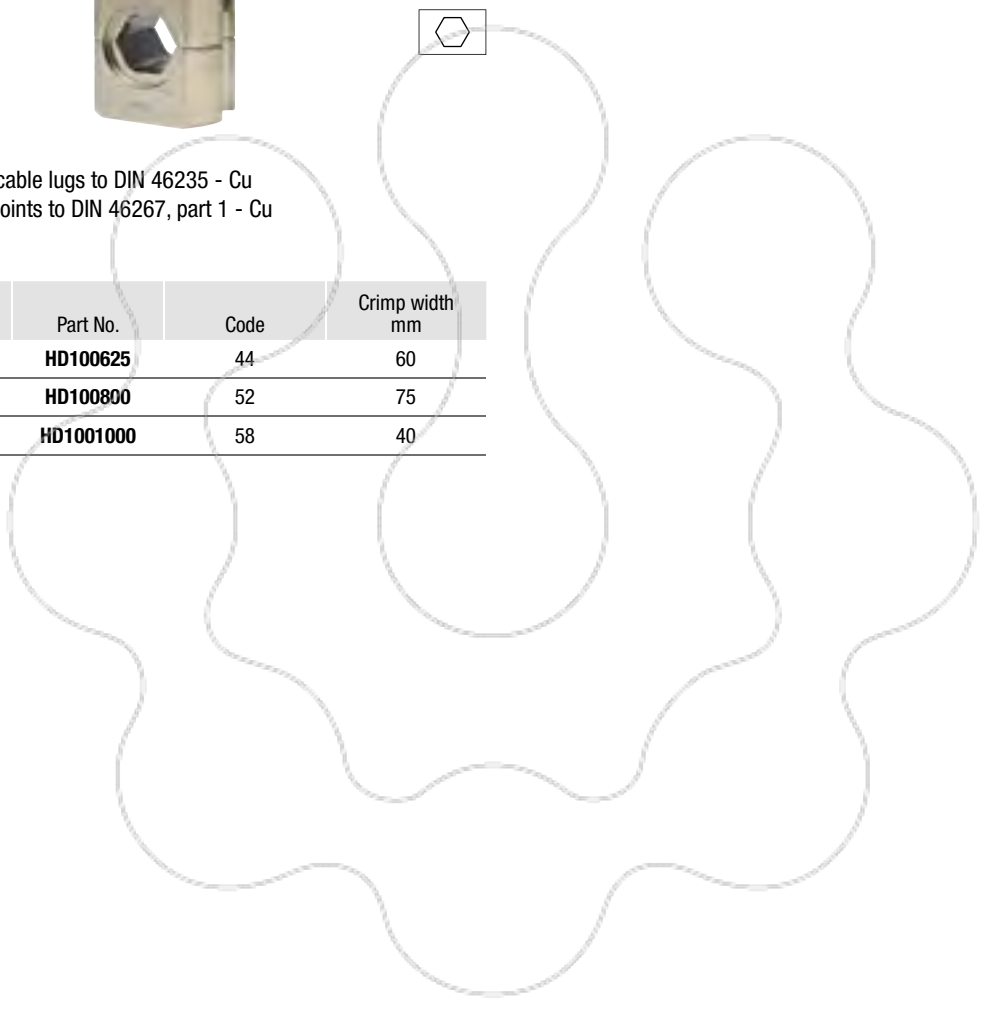
NEW



Suitable for

- Compression cable lugs to DIN 46235 - Cu
- Compression joints to DIN 46267, part 1 - Cu

Cross section mm ²	Part No.	Code	Crimp width mm
625	HD100625	44	60
800	HD100800	52	75
1000	HD1001000	58	40



CUTS ABSOLUTELY EVERYTHING.

Klauke cutting tools offer an impressively broad range of applications. No matter which material or cross sections you want to cut, Klauke tools ensure you work simply, quickly and safely.





Cutting

Mechanical cutting tools	362
<hr/>	
Battery powered cutting tools	370
Platform based on 10.8 V	371
Platform based on 18 V	374
Battery powered cutting tools	393
<hr/>	
Hand-operated hydraulic cutting tools	396
<hr/>	
Hydraulic cutting heads and cutting systems	399
Hydraulic cutting heads	400
Hydraulic cutting systems	404
<hr/>	
Safety cutting tools	406
<hr/>	
Special cutting tools	410
DIN rail cutting tools	411
Wiring duct cutter	412
Cutting dies	412



PERFECT CUTTING - MECHANICAL CUTTING TOOLS

In use, every cut must sit straight away. Our mechanical cutting tools are prepared for your work. The ergonomic handle is there to assist you, because the first moment, the typical Klauke lever technology optimally transfers your force. Your cuts are precise, the tools are easy to use and durable thanks to high material quality. Good first impression.



In brief

- ▶ Cutting tools for aluminium and copper cables up to 100 mm diameter
- ▶ Simple working due to optimised force transmission
- ▶ Precise cuts with high-quality cutting blades
- ▶ Effortless operations thanks to ergonomic shape



► For everyday use

Klauke cutting tools are made from high-quality materials: “Made in Germany”. Highly durable and are therefore best suited for daily use in workshops or on the construction site.

- Cutting tools for aluminium and copper cables up to 100 mm diameter

- Also available as fully-insulated tool to 1000 V to DIN EN 60900
- Re-adjustable cutters
- Effortless operations due to low weight
- Processing of high-quality materials



► Powerful in every situation

- Compact and convenient size
- Practical single-handed operation with low effort
- Effective cutting performance up to Cu 12 mm dia.
- Reduced effort required due to different cutting profiles for large and small diameters

► Flexible in use

- Stepless telescopic handles permit optimum lever adjustment
- Cutting head can be replaced
- Well suited for fine-stranded conductors





K 118 Hand-operated cutting tool for Al and Cu cables to 12 mm dia.



- ▶ Perfect in confined areas
- ▶ Handy shape with high cutting performance
- ▶ Exceptional cutting tool for solid, multi, fine and superfine stranded cables e.g. to DIN EN 60228, Class 1, 2, 5 and 6
- ▶ Increased user convenience thanks to two cutting profiles for small and large cable dimensions

Characteristics

- One-hand operation

Suitable for

- For solid conductors, class 1, to 10 mm² (max. 4 mm dia.)
- Copper stranded conductors, class 2, to 16 mm² (max. 5 mm dia.)
- Aluminium stranded conductors, class 2, to 25 mm² (max. 10 mm dia.)
- Copper fine and superfine stranded conductors, class 5 and 6, to 50 mm² (max. 12 mm dia.)

Technical data	
Cutting range	max. 12 mm dia., e.g. 1 x 50 mm ² H07VK
Length	165 mm
Weight	0.17 kg
Item	Part No.
Hand-operated cutting tool for to 12 mm dia.	K118

K 100 Hand-operated cutting tool for Al and Cu cables to 14 mm dia.



- ▶ Optimised cutting tool for fine and multi-stranded cables

Characteristics

- Compact design permits cutting in confined areas
- Two-hand operation

Technical data	
Cutting range	max. 14 mm dia., e.g. 1 x 50 mm ² H07VK
Length	280 mm
Weight	0.55 kg
Item	Part No.
Hand-operated cutting tool for Cu and Al cables to 14 mm dia.	K100

K 102 Hand-operated cutting tool for to 25 mm dia.



- ▶ Optimised cutting tool for fine and superfine stranded Cu cables to DIN EN 60228, Cl. 5+6
- ▶ Adjustable pivot point

Characteristics

- Handle with slip guard and inscription panel
- With integrated opening spring
- Two-handed locking

Technical data	
Cutting range	max. 25 mm dia., e.g. 1 x 95 mm ² H07V-K
Length	210 mm
Weight	0.38 kg
Item	Part No.
Hand-operated cutting tool for to 25 mm dia.	K102



K 106/1 Hand-operated cutting tool for Al and Cu cables to 34 mm dia.

NEW



- ▶ Effortless operations thanks to energy-saving 2-stage ratchet system
- ▶ Lightweight design with great cutting performance
- ▶ For earth, plastic and rubber cables

Characteristics

- One-hand operation
- Not suitable for cutting steel or steel wire
- Handle with slip guard and inscription panel

Technical data

Cutting range	max. 34 mm dia., e.g. 4 x 35 mm ² NYN
Length	260 mm
Weight	0.6 kg

Item	Part No.
Hand-operated cutting tool for Cu and Al cables to 34 mm dia.	K1061

K 106/2 Hand-operated cutting tool for Al and Cu cables to 62 mm dia.

NEW



- ▶ Effortless operations thanks to energy-saving 2-stage ratchet system
- ▶ Lightweight design with great cutting performance
- ▶ Cutting range to 62 mm
- ▶ For earth, plastic and rubber cables

Characteristics

- One-hand operation
- Not suitable for cutting steel or steel wire
- Handle with slip guard and inscription panel

Technical data

Cutting range	e.g. 4 x 120 mm ² NYN, max. 62 mm dia.
Length	260 mm
Weight	0.6 kg

Item	Part No.
Hand-operated cutting tool for Cu and Al cables to 62 mm dia.	K1062

K 103/1 Hand-operated cutting tool for Al and Cu cables to 60 mm dia.

- ▶ Energy-efficient 2-stage ratchet system
- ▶ For earth, plastic and rubber cables

Characteristics

- Not suitable for cutting steel or steel wire

Technical data

Cutting range	e.g. 4 x 240 mm ² NAYN, max. 60 mm dia.
Length	720 mm
Weight	4.5 kg

Item	Part No.
Hand-operated cutting tool for Cu and Al cables to 60 mm dia.	K1031





Cutting

Mechanical cutting tools

K 104/1 Hand-operated cutting tool for Al and Cu cables to 100 mm dia.



- ▶ Energy-efficient 2-stage ratchet system
- ▶ For earth, plastic and rubber cables
- ▶ Very wide cutting range up to 100 mm diameter

Characteristics

- Not suitable for cutting steel or steel wire

Technical data

Cutting range e.g. 4 x 400 mm² NAYY, max. 100 mm dia.

Length 870 mm

Weight 5.7 kg

Item	Part No.
Hand-operated cutting tool for Cu and Al cables to 100 mm dia.	K1041

K 130 Hand-operated cutting tool for Al and Cu cables to 30 mm dia.



- ▶ Exceptional cutting performance even with fine-stranded conductors thanks to specially designed, extremely sharp cutting blades
- ▶ Large cutting range

Characteristics

- Safe working thanks to roughened handle
- Not suitable for cutting steel or steel wire

Technical data

Cutting range e.g. 4 x 35 mm² NY, max. 30 mm dia.

Length 570 mm

Weight 1.7 kg

Item	Part No.
Hand-operated cutting tool for Cu and Al cables to 30 mm dia.	K130

K 230 Hand-operated cutting tool for Al and Cu cables to 30 mm dia.



- ▶ Exceptional cutting performance even with fine-stranded conductors thanks to specially designed, extremely sharp cutting blades
- ▶ Secure grip due to roughened handle
- ▶ 1000 V fully insulated to IEC 60900

Characteristics

- Not suitable for cutting steel or steel wire

Technical data

Cutting range max. 30 mm dia., e.g. 4 x 35 mm² NY

Length 570 mm

Weight 2.1 kg

Item	Part No.
Hand-operated cutting tool for Cu and Al cables to 30 mm dia.	K230





K 250 Hand-operated cutting tool for Al and Cu cables to 50 mm dia.



1000V
IEC 60900

- ▶ Exceptional cutting performance even with fine-stranded conductors thanks to specially designed, extremely sharp cutting blades
- ▶ 1000 V fully insulated to IEC 60900

Characteristics

- Two-hand operation
- Large cutting range
- Not suitable for cutting steel or steel wire

Technical data	
Cutting range	e.g. 4 x 120 mm ² NYY, max. 50 mm dia.
Length	710 mm
Weight	3.7 kg
Item	Part No.
Hand-operated cutting tool for Cu and Al cables to 50 mm dia.	K250

K 150 Hand-operated cutting tool for Al and Cu cables to 50 mm dia.



- ▶ Exceptional cutting performance even with fine-stranded conductors thanks to specially designed, extremely sharp cutting blades
- ▶ Secure grip due to roughened handle

Characteristics

- Large cutting range
- Not suitable for cutting steel or steel wire

Technical data	
Cutting range	max. 50 mm dia., e.g. 4 x 120 mm ² NYY
Length	710 mm
Weight	3 kg
Item	Part No.
Hand-operated cutting tool for Cu and Al cables to 50 mm dia.	K150

K 101/1 Hand-operated cutting tool for Al and Cu cables to 26 mm dia.



- ▶ Can be maintained on-site thanks to replaceable cutting heads
- ▶ Exceptional cutting performance even with fine-stranded conductors

Characteristics

- Two-hand operation
- Excellent leverage
- Not suitable for cutting steel or steel wire
- Safe working thanks to roughened handle

Technical data	
Cutting range	e.g. 4 x 25 mm ² NYY, max. 26 mm dia.
Length	570 mm
Weight	1.8 kg
Item	Part No.
Hand-operated cutting tool for Cu and Al cables to 26 mm dia.	K1011
Accessories	Part No.
Replacement cutting head	K1011E



Cutting

Mechanical cutting tools

K 105/1 Hand-operated cutting tool for Al and Cu cables to 26 mm with telescopic handles dia.



- ▶ Compact dimensions with extending telescopic handles for easier carrying
- ▶ High cutting performance
- ▶ Also for fine-stranded conductors e.g. to DIN EN 60228 Cl. 5

Characteristics

- Two-hand operation
- Maintenance on-site due to replacement of cutting heads
- Safe working thanks to roughened handle
- Not suitable for cutting steel or steel wire

Technical data

Cutting range e.g. 4 x 25 mm² NY, max. 26 mm dia.

Length Stepless 350 - 520 mm

Weight 1.4 kg

Item	Part No.
Hand-operated cutting tool for Al and Cu cables to 26 mm dia., length 350 - 520 mm continuous	K1051

Accessories	Part No.	Page
Replacement cutting head	K1011E	

K 201/1 Hand-operated cutting tool for Al and Cu cables to 26 mm dia., length 570 mm



- ▶ 1000 V fully insulated to IEC 60900
- ▶ High cutting performance
- ▶ Also for fine-stranded conductors e.g. to DIN EN 60228 Cl. 5

Characteristics

- Two-hand operation
- Maintenance on-site due to replacement of cutting heads
- Not suitable for cutting steel or steel wire

Technical data

Cutting range max. 26 mm dia., e.g. 4 x 95 mm² NY

Length 570 mm

Weight 2 kg

Item	Part No.
Hand-operated cutting tool for Al and Cu cables to 26 mm dia., length 570 mm	K2011

Accessories	Part No.	Page
Replacement cutting head	K1011E	





K 101/2 Hand-operated cutting tool for Al and Cu cables to 38 mm dia.



- ▶ Large cutting range
- ▶ Telescopic handles
- ▶ Also for fine-stranded conductors e.g. to DIN EN 60228 Cl. 5
- ▶ Can be maintained on-site thanks to replaceable cutting heads

Characteristics

- Not suitable for cutting steel or steel wire
- Safe working thanks to roughened handle

Technical data

Cutting range max. 38 mm dia.

Length 930 mm

Weight 4.2 kg

Item

Hand-operated cutting tool for Cu and Al cables to 38 mm dia.

Part No.

K1012


Accessories

Replacement cutting head

Part No.

K1012E

Page



THE LITTLE CUTTING EXPERT - BATTERY-POWERED HYDRAULIC CUTTING TOOL (10.8 V)

The Klauke mini is lightweight yet powerful. The high-quality shears cut with an opening width of 32 mm, the bolt cutters with a 12 mm opening width. Its practical dimensions make it especially suitable for confined areas.

Klauke[®]*mini*

► Pure performance without frills

The Klauke mini concentrates on its core task: reliable cutting. Even without pressure sensor and display, the little expert does its job well - no fuss or quibble.

► Usage time at a glance

Read the charge level at any time directly from the powerful 10.8 V battery.

► All-round cutting

Cutting in confined areas? No problem with these cutting heads, which rotate through 360°.





EBS 8 ML / EBS 12 ML Battery powered hydraulic bolt cutter 8 mm dia. / 12 mm dia.



- ▶ For cutting cable channels, bolts and steel wire, medium-hard (e.g. ST 37)
- ▶ Slim cutting head - ideal when space is critical
- ▶ Powerful 10.8 V Li-Ion battery with charge status display

Characteristics

- Open head, rotatable
- Simple and safe: One-button operating concept for controlling all tool functions
- Comfortable and secure one-hand operation thanks to 2-component plastic housing with soft grips
- Effortless working thanks to low weight
- Simple and safe: Automatic retraction when operation is complete
- Maintenance display via LED

Technical data		
Cutting range	EBS8ML: max. 8 mm dia., EBS12ML: max. 12 mm dia.	
Cutting force	EBS8ML: 15 kN, EBS12ML: 45 kN	
Cutting time	EBS8ML: 2 s, EBS12ML: 4 s (depending on material thickness)	
Number of cuts	ES8ML: 80 at silver steel 6 mm, EBS12ML: 105 at mild steel 10 mm	
Battery voltage	10.8 V	
Battery capacity	1.5 Ah, Li-Ion	
Charging time	approx. 40 min.	
Weight incl. battery	EBS8ML: 1.2 kg, EBS12ML: 1.8 kg	
Ambient temperature	-10 °C up to +40 °C	
Item	Part No.	
Battery powered hydraulic bolt cutting tool 8 mm dia.	EBS8ML	
Battery powered hydraulic bolt cutting tool 12 mm dia.	EBS12ML	
Scope of supply	Part No.	Page
Battery 10.8 V / 1.5 Ah, Li-Ion (16.2 Wh)	RAML1	493
Charger for 10.8 V Li-Ion batteries, 230 V	LGML1	495
Plastic case	KKML	



Cutting

Battery-powered hydraulic cutting tools 10.8 V

ES 20 ML Battery powered hydraulic cutting tool 20 mm dia.



- ▶ For cutting Al/St conductors (ACSR) to DIN EN 50182, solid Al/Cu cables to DIN EN 60228, Class 1 and laminated copper bus bars
- ▶ Extremely robust design and lightweight
- ▶ Powerful 10.8 V Li-Ion battery technology with battery charge indicator

Characteristics

- Open head, rotatable
- Simple and safe: One-button operating concept for controlling all tool functions
- Comfortable and secure one-hand operation thanks to 2-component plastic housing with soft grips
- Effortless working thanks to low weight
- Simple and safe: Automatic retraction when operation is complete
- Maintenance display via LED

Technical data

Cutting range	Multi-stranded max. 20 mm dia. (depending on cable type)
Cutting force	23 kN
Cutting time	4 s to 6 s (depending on material thickness)
Number of cuts	approx.160 for steel cable 8 mm
Battery voltage	10.8 V
Battery capacity	1.5 Ah, Li-Ion
Charging time	approx. 40 min.
Weight incl. battery	1.6 kg
Ambient temperature	-10 °C up to +40 °C

Item	Part No.	
Battery powered hydraulic cutting tool 20 mm dia.	ES20ML	
Scope of supply	Part No.	Page
Battery 10.8 V / 1.5 Ah, Li-Ion (16.2 Wh)	RAML1	493
Charger for 10.8 V Li-Ion batteries, 230 V	LGML1	495
Plastic case	KKML	



ES 32 ML / ES 32 F ML Battery powered hydraulic cutting tools 32 mm dia.



- ▶ Cuts multi-stranded copper and aluminium cables (ES 32 ML)
- ▶ Cuts fine and superfine stranded copper cables (ES 32 F ML)
- ▶ Slim cutting head - ideal when space is critical
- ▶ Powerful 10.8 V Li-Ion battery technology with battery charge indicator

Characteristics

- Open head, rotatable
- Electronic control and monitoring of operation
- Simple and safe: One-button operating concept for controlling all tool functions
- Comfortable and secure one-hand operation thanks to 2-component plastic housing with soft grips
- Effortless working thanks to low weight
- Simple and safe: Automatic retraction when operation is complete
- Maintenance display via LED

Technical data		
Cutting range	max. 32 mm dia.	
Cutting force	15 kN	
Cutting time	8 s to 10 s (depending on material thickness)	
Number of cuts	ES32ML: approx. 90 at 150 mm ² NYV, ES32FML: approx. 120 at H07V-K 185 mm ²	
Battery voltage	10.8 V	
Battery capacity	1.5 Ah, Li-Ion	
Charging time	approx. 40 min.	
Weight incl. battery	1.8 kg	
Ambient temperature	-10 °C up to +40 °C	
Item	Part No.	
Battery powered hydraulic cutting tool 32 mm dia.	ES32ML	
Battery powered hydraulic cutting tool 32 mm dia., superfine-stranded	ES32FML	
Scope of supply	Part No.	Page
Battery 10.8 V / 1.5 Ah, Li-Ion (16.2 Wh)	RAML1	493
Charger for 10.8 V Li-Ion batteries, 230 V	LGML1	495
Plastic case	KKML	

THE NEW STANDARD - KLAUKE NEXT GENERATION CUTTING TOOLS

Aspire to the new standard: Battery-powered hydraulic cutting tools from Klauke offer impressive power and durability. The tools effortlessly cut cross-sections up to 105mm, with open cutting head for better accessibility or closed cutting head for improved force transmission. Improved ergonomics with optimised centre of gravity makes work more convenient and faster. Also through the time-saving opening mechanism.

**NEXT
GENERATION**

In brief

- ▶ Freely-selectable battery platform: with Bosch or Makita
- ▶ Proof of quality can be created via Bluetooth
- ▶ Ensure tool availability: Read the tool properties from the display or via the app
- ▶ Effortless operations thanks to modern, ergonomic design

Interested in Klauke Next Generation tools? Then take a look at our Multi universal tool on [Page 472 >>](#)





▶ Making work easier

Klauke cutting tools guarantee effortless operations: The “mini” impresses through its low weight and the pistol shape ensures a balanced centre of gravity

- Our compact “mini” is just perfect for confined areas
- The 2-stage hydraulic system allows you to work quickly thanks to fast feed and power stroke
- Save time with the innovative opening mechanism of the cutters. They open immediately after every cut.
- Extremely impressive and reliable: The one-button control concept for all tools



▶ Latest developments for your everyday work

Mini design - Pure cutting force: The ESGM45 and the ESM50 impress all along the line and for every application

- Cutting made simple thanks to a new, improved cutter geometry
- Burr-free cutting of wire mesh cable trays without any rework whatsoever thanks to the new wire mesh cable tray cutter

▶ i-press app

Use the i-press app to check and control your tool data on the go. Individual tool settings, such as the double-click function for increased user safety, help make your day-to-day work simpler and more reliable - just as you need it.



The i-press app can be found at:
www.klauke.com/en/support/download/connectivity-werkzeugdaten-auslesen/





EBS 6 L GKS Battery powered hydraulic cable tray cutter 6 mm dia.



- ▶ No follow-up work required thanks to burr-free cutting
- ▶ Fast and efficient operations: The cut is made in less than 1 second
- ▶ Maintenance required only after 20.000 cuts (renew hydraulic shock absorber system)
- ▶ Always cut ready due to autonomous replaceable blades

Characteristics

- Open head, rotatable
- Electronic control and monitoring of operation
- Simple and safe: One-button operating concept for controlling all tool functions
- Comfortable and secure one-hand operation thanks to 2-component plastic housing with soft grips
- Balanced centre of gravity for easy handling and effortless operations
- LED for work area illumination
- Powerful 18 V Li-Ion battery - high capacity, short charging time
- High-performance motor for maximum operating speed
- Energy saving function with motor cut-out after successful operation
- Quick motor stop for high user safety
- Simple and safe: Automatic retraction when operation is complete
- Manual retract as required
- Multifunction LED for maintenance display and charge status display of the battery
- Environmentally-friendly hydraulic oil, quickly biodegradable

Technical data

Cutting range	max. 6 mm (VA)
Cutting force	24 kN
Cutting time	< 1 s
Number of cuts	approx. 300 at 6 mm VA, 360 at grid channel 5 mm
Battery voltage	18 V
Battery capacity	1.5 Ah
Charging time	15 min.
Weight incl. battery	1.9 kg
Ambient temperature	-10 °C up to +40 °C

Item	Part No.	
Battery powered hydraulic cable tray cutter 6 mm dia.	EBS6LGKS	
Scope of supply	Part No.	Page
Makita battery 18 V / 1.5 Ah, Li-Ion	RAL1	491
Makita quick-charger for 18 V Li-Ion battery	LGL1	494
Plastic case	KK50L	
Accessories	Part No.	Page
Makita battery 18 V / 3.0 Ah, Li-Ion (54 Wh)	RAL2	491
Makita battery 18 V / 4.0 Ah, Li-Ion	RAL40	492
18 V mains adapter for 230 V Voltage	NG2230	493



EBS 8 Battery powered hydraulic bolt cutter 8 mm dia.



- ▶ For cutting cable trays, bolts and medium-hard steel wire (e.g. ST 37)
- ▶ Narrow crimping head - Ideal in confined areas
- ▶ All tool data in view thanks to display and ipress app

Characteristics

- Choose your battery system: Bosch or Makita
- All data can be easily read via Bluetooth
- Open head, rotatable
- Simple and safe: One-button operating concept for controlling all tool functions
- Effortless working due to balanced centre of gravity
- LED for work area illumination
- Simple and safe: Automatic retraction when operation is complete
- LED display for showing tool data
- Always ready-to-use thanks to battery charge and service display

Suitable for

- Cable trays, bolts, medium-hard steel wire

Technical data			
Cutting range	max. 8 mm dia.		
Cutting force	15 kN		
Cutting time	1 s (depending on material thickness)		
Charging time	15 min.		
Weight incl. battery	1.65 kg		
Ambient temperature	-10 °C up to +40 °C		
Item	Part-No. Bosch	Part-No. Makita	
Battery powered hydraulic bolt cutting tool 8 mm dia.	EBS0CFB	EBS8CFM	
Scope of supply			Page
Bosch battery 18 V / 2.0 Ah, Li-Ion	RALB1EU	492	
Bosch quick-charger for 18 V Li-Ion battery	LGLB1EU	494	
Makita battery 18 V / 1.5 Ah, Li-Ion		RAL1	491
Makita quick-charger for 18 V Li-Ion battery		LGL1	494
Plastic case 450 x 370 x 105 mm	KK50NG	KK50NG	
Accessories			Page
Bosch battery 18 V / 5.0 Ah, Li-Ion	RALB2EU	493	
Makita battery 18 V / 3.0 Ah, Li-Ion (54 Wh)		RAL2	491



EBS 12 Battery powered hydraulic bolt cutter 12 mm dia.

**NEXT
GENERATION**



- ▶ For cutting cable trays, bolts and medium-hard steel wire (e.g. ST 37)
- ▶ Slim cutting head - ideal when space is critical
- ▶ All tool data in view thanks to display and ipress app

Characteristics

- Choose your battery system: Bosch or Makita
- All data can be easily read via Bluetooth
- Open head, rotatable
- Simple and safe: One-button operating concept for controlling all tool functions
- Effortless working due to balanced centre of gravity
- LED for work area illumination
- Simple and safe: Automatic retraction when operation is complete
- LED display for showing tool data
- Always ready-to-use thanks to battery charge and service display

Suitable for

- Cable trays, bolts, medium-hard steel wire

Technical data			
Cutting range	max. 12 mm dia.		
Cutting force	45 kN		
Cutting time	2 s (depending on cable size)		
Charging time	15 min.		
Weight incl. battery	2.1 kg		
Ambient temperature	-10 °C up to +40 °C		
Item	Part No. Bosch	Part No. Makita	
Battery powered hydraulic bolt cutting tool 12 mm dia.	EBS12CFB	EBS12CFM	
Scope of supply			Page
Bosch battery 18 V / 2.0 Ah, Li-Ion	RALB1EU		492
Bosch quick-charger for 18 V Li-Ion battery	LGLB1EU		494
Makita battery 18 V / 1.5 Ah, Li-Ion	RAL1		491
Makita quick-charger for 18 V Li-Ion battery	LGL1		494
Plastic case 450 x 370 x 105 mm	KK50NG	KK50NG	
Accessories			Page
Bosch battery 18 V / 5.0 Ah, Li-Ion	RALB2EU		493
Makita battery 18 V / 3.0 Ah, Li-Ion (54 Wh)	RAL2		491



**NEXT
GENERATION**

ES 20 Battery powered hydraulic cutting tool 20 mm dia.



- ▶ For cutting Al/St conductors (ACSR) to DIN EN 50182, solid Al/Cu cables to DIN EN 60228, Class 1 and laminated copper bus bars
- ▶ Extremely robust design and lightweight
- ▶ Slim cutting head - ideal when space is critical
- ▶ All tool data in view thanks to display and ipress app

Characteristics

- Choose your battery system: Bosch or Makita
- All data can be easily read via Bluetooth
- Open head, rotatable
- Simple and safe: One-button operating concept for controlling all tool functions
- Effortless working due to balanced centre of gravity
- LED for work area illumination
- Simple and safe: Automatic retraction when operation is complete
- Manual retract stop (MRS) for efficient operations
- Always ready-to-use thanks to battery charge and service display

Suitable for

- Al/St wire (ACSR)



Technical data	
Cutting range	max. 18 mm dia. (depending on cable type)
Cutting force	23 kN
Cutting time	2 s to 4 s (depending on cable type)
Charging time	15 min.
Weight incl. battery	2.0 kg
Ambient temperature	-10 °C up to +40 °C

Item	Part No. Bosch	Part No. Makita	
Battery powered hydraulic cutting tool 20 mm dia.	ES20CFB	ES20CFM	
Scope of supply			Page
Bosch battery 18 V / 2.0 Ah, Li-Ion	RALB1EU		492
Bosch quick-charger for 18 V Li-Ion battery	LGLB1EU		494
Makita battery 18 V / 1.5 Ah, Li-Ion		RAL1	491
Makita quick-charger for 18 V Li-Ion battery		LGL1	494
Plastic case 450 x 370 x 105 mm	KK50NG	KK50NG	
Accessories			Page
Bosch battery 18 V / 5.0 Ah, Li-Ion	RALB2EU		493
Makita battery 18 V / 3.0 Ah, Li-Ion (54 Wh)		RAL2	491

3

ESG 25 Battery powered hydraulic cutting tool 25 mm dia.

**NEXT
GENERATION**



- ▶ For cutting Al/St cables (ACSR), round materials (Cu, Al, St) as well as armoured cables, solid structural steel and fine-stranded copper cables
- ▶ High-performance cutting characteristics for highly-flexible conductors and wire cables
- ▶ Extremely robust design and lightweight
- ▶ All tool data in view thanks to display and ipress app

Characteristics

- Choose your battery system: Bosch or Makita
- All data can be easily read via Bluetooth
- Closed head, flip top style, rotatable
- Simple and safe: One-button operating concept for controlling all tool functions
- Effortless working due to balanced centre of gravity
- LED for work area illumination
- Simple and safe: Automatic retraction when operation is complete
- Manual retract stop (MRS) for efficient operations
- Always ready-to-use thanks to battery charge and service display

Suitable for

- Al/St wire (ACSR), Cu, Al, St and armoured cables, construction steel, fine-stranded copper cable

Technical data	
Head type	Guillotine closed
Cutting range	max. 25 mm dia.
Cutting force	60 kN
Cutting time	Depending on material
Charging time	15 min.
Weight incl. battery	2.0 kg
Ambient temperature	-10 °C up to +40 °C

Item	Part No. Bosch	Part No. Makita	
Battery powered hydraulic cutting tool 25 mm dia.	ESG25CFB	ESG25CFM	
Scope of supply			Page
Bosch battery 18 V / 2.0 Ah, Li-Ion	RALB1EU		492
Bosch quick-charger for 18 V Li-Ion battery	LGLB1EU		494
Makita battery 18 V / 1.5 Ah, Li-Ion		RAL1	491
Makita quick-charger for 18 V Li-Ion battery		LGL1	494
Plastic case 450 x 370 x 105 mm	KK50NG	KK50NG	
Accessories			Page
Bosch battery 18 V / 5.0 Ah, Li-Ion	RALB2EU		493
Makita battery 18 V / 3.0 Ah, Li-Ion (54 Wh)		RAL2	491





ES 32 Battery powered hydraulic cutting tool 32 mm dia.



- ▶ Slim cutting head - ideal when space is critical
- ▶ All tool data in view thanks to display and ipress app

Characteristics

- Choose your battery system: Bosch or Makita
- All data can be easily read via Bluetooth
- Open head, rotatable
- Simple and safe: One-button operating concept for controlling all tool functions
- Effortless working due to balanced centre of gravity
- LED for work area illumination
- Simple and safe: Automatic retraction when operation is complete
- Manual retract stop (MRS) for efficient operations
- Always ready-to-use thanks to battery charge and service display

Suitable for

- Stranded Cu and Al cables

Technical data	
Head type	Cutter open
Cutting range	max. 32 mm dia.
Cutting force	15 kN
Cutting time	8 s to 10 s (depending on cable type)
Charging time	15 min.
Weight incl. battery	2.0 kg
Ambient temperature	-10 °C up to +40 °C

Item	Part No. Bosch	Part No. Makita	
Battery powered hydraulic cutting tool 32 mm dia.	ES32CFB	ES32CFM	
Scope of supply			Page
Bosch battery 18 V / 2.0 Ah, Li-Ion	RALB1EU		492
Bosch quick-charger for 18 V Li-Ion battery	LGLB1EU		494
Makita battery 18 V / 1.5 Ah, Li-Ion		RAL1	491
Makita quick-charger for 18 V Li-Ion battery		LGL1	494
Plastic case 450 x 370 x 105 mm	KK50NG	KK50NG	
Accessories			Page
Bosch battery 18 V / 5.0 Ah, Li-Ion	RALB2EU		493
Makita battery 18 V / 3.0 Ah, Li-Ion (54 Wh)		RAL2	491





ES 32 F Battery powered hydraulic cutting tool 32 mm dia. for fine and superfine stranded copper cable

**NEXT
GENERATION**



- ▶ Cuts fine and superfine stranded copper cables
- ▶ Slim cutting head - ideal when space is critical
- ▶ All tool data in view thanks to display and ipress app

Characteristics

- Choose your battery system: Bosch or Makita
- All data can be easily read via Bluetooth
- Open head, rotatable
- Simple and safe: One-button operating concept for controlling all tool functions
- Effortless working due to balanced centre of gravity
- LED for work area illumination
- Simple and safe: Automatic retraction when operation is complete
- Manual retract stop (MRS) for efficient operations
- Always ready-to-use thanks to battery charge and service display

Suitable for

- Fine and superfine stranded copper cables

Technical data			
Head type	Cutter open		
Cutting range	max. 32 mm dia.		
Cutting force	15 kN		
Cutting time	8 s to 10 s (depending on material thickness)		
Charging time	15 min.		
Weight incl. battery	2.0 kg		
Ambient temperature	-10 °C up to +40 °C		
Item	Part No. Bosch	Part No. Makita	
Battery powered hydraulic cutting tool 32 mm dia., superfine-stranded	ES32FCFB	ES32FCFM	
Scope of supply			Page
Bosch battery 18 V / 2.0 Ah, Li-Ion	RALB1EU	492	
Bosch quick-charger for 18 V Li-Ion battery	LGLB1EU	494	
Makita battery 18 V / 1.5 Ah, Li-Ion		RAL1	491
Makita quick-charger for 18 V Li-Ion battery		LGL1	494
Plastic case 450 x 370 x 105 mm	KK50NG	KK50NG	
Accessories			Page
Bosch battery 18 V / 5.0 Ah, Li-Ion	RALB2EU	493	
Makita battery 18 V / 3.0 Ah, Li-Ion (54 Wh)		RAL2	491



ESGM 45 Battery powered hydraulic cutting tool 45 mm dia.



- ▶ For cutting Al/St cables (ACSR), round materials (Cu, Al, St) as well as armoured cables, solid structural steel and fine-stranded copper cables
- ▶ High-performance cutting characteristics for highly-flexible conductors and wire cables
- ▶ All tool data in view thanks to display and ipress app

Characteristics

- Choose your battery system: Bosch or Makita
- All data can be easily read via Bluetooth
- Closed head with bolt interlock, rotatable, flip top style
- Simple and safe: One-button operating concept for controlling all tool functions
- Effortless working due to balanced centre of gravity
- LED for work area illumination
- 2-stage hydraulic system with fast feed and power stroke
- Simple and safe: Automatic retraction when operation is complete
- Manual retract stop (MRS) for efficient operations

Suitable for

- Cu and Al cables, Al/St wires (ACSR)

Technical data	
Head type	Guillotine closed
Cutting range	max. 45 mm dia.
Cutting force	70 kN
Cutting time	8 s to 10 s (depending on material thickness)
Charging time	15 min.
Weight incl. battery	4.6 kg
Ambient temperature	-10 °C up to +40 °C

Item	Part No. Bosch	Part No. Makita	
Battery powered hydraulic cutting tool 45 mm dia.	ESGM45CFB	ESGM45CFM	
Scope of supply			Page
Bosch battery 18 V / 2.0 Ah, Li-Ion	RALB1EU		492
Bosch quick-charger for 18 V Li-Ion battery	LGLB1EU		494
Makita battery 18 V / 1.5 Ah, Li-Ion		RAL1	491
Makita quick-charger for 18 V Li-Ion battery		LGL1	494
Plastic case 450 x 370 x 105 mm	KKESGM45NG	KKESGM45NG	
Accessories			Page
Bosch battery 18 V / 5.0 Ah, Li-Ion	RALB2EU		493
Makita battery 18 V / 3.0 Ah, Li-Ion (54 Wh)		RAL2	491

ESG 45 Battery powered hydraulic cutting tool 45 mm dia.

**NEXT
GENERATION**



- ▶ High cutting force cuts armoured copper and aluminium cables and Al/St cables (ACSR)
- ▶ Also suitable for round material made of Al, Cu and steel
- ▶ Extremely robust design and lightweight
- ▶ Saves time with multiple cuts thanks to innovative opening mechanism
- ▶ Alle Werkzeugdaten im Blick dank Display und ipress App

Characteristics

- Choose your battery system: Bosch or Makita
- All data can be easily read via Bluetooth
- Closed head with bolt interlock, rotatable, flip top style
- Simple and safe: One-button operating concept for controlling all tool functions
- Effortless working due to balanced centre of gravity
- LED for work area illumination
- 2-stage hydraulic system with fast feed and power stroke
- Simple and safe: Automatic retraction when operation is complete
- Manual retract stop (MRS) for efficient operations
- Always ready-to-use thanks to battery charge and service display

Suitable for

- Armoured Cu and Al cables, Al/St wires

Technical data			
Head type	Guillotine closed		
Cutting range	max. 45 mm dia.		
Cutting force	60 kN		
Cutting time	8 s to 18 s (depending on material)		
Charging time	45 min.		
Weight incl. battery	5.9 kg		
Ambient temperature	-10 °C up to +40 °C		
Item	Part No. Bosch	Part No. Makita	
Battery powered hydraulic cutting tool 45 mm dia.	ESG45CFB	ESG45CFM	
Scope of supply			Page
Bosch battery 18 V / 5.0 Ah, Li-Ion	RALB2EU	493	
Bosch quick-charger for 18 V Li-Ion battery	LGLB1EU	494	
Makita battery 18 V / 3.0 Ah, Li-Ion (54 Wh)		RAL2	491
Makita quick-charger for 18 V Li-Ion battery		LGL1	494
Plastic case 450 x 370 x 105 mm	KK120NG	KK120NG	
Accessories			Page
Bosch battery 18 V / 5.0 Ah, Li-Ion	RALB2EU	493	
Makita battery 18 V / 4.0 Ah, Li-Ion		RAL40	492



**ESM 50 Battery powered hydraulic cutting tool 50 mm dia.
for copper and aluminium cable**



- ▶ For cutting copper and aluminium cables (fine-stranded also)
- ▶ Very high cutting capacity thanks to innovative cutting geometry
- ▶ All tool data in view thanks to display and ipress app

Characteristics

- Choose your battery system: Bosch or Makita
- All data can be easily read via Bluetooth
- Open head, rotatable
- Simple and safe: One-button operating concept for controlling all tool functions
- Effortless working due to balanced centre of gravity
- LED for work area illumination
- Simple and safe: Automatic retraction when operation is complete
- Manual retract stop (MRS) for efficient operations
- Always ready-to-use thanks to battery charge and service display

Suitable for

- Cu and Al cables (multi and fine stranded) even armoured cable

Technical data	
Head type	Cutter open
Cutting range	max. 50 mm dia.
Cutting force	38 kN
Cutting time	8 s up to 10 s (depending on material thickness)
Charging time	15 min.
Weight incl. battery	3.0 kg
Ambient temperature	-10 °C up to +40 °C

Item	Part No. Bosch	Part No. Makita	
Battery powered hydraulic cutting tool 50 mm dia.	ESM50CFB	ESM50CFM	
Scope of supply			Page
Bosch battery 18 V / 2.0 Ah, Li-Ion	RALB1EU		492
Bosch quick-charger for 18 V Li-Ion battery	LGLB1EU		494
Makita battery 18 V / 1.5 Ah, Li-Ion		RAL1	491
Makita quick-charger for 18 V Li-Ion battery		LGL1	494
Plastic case 450 x 370 x 105 mm	KK50NG	KK50NG	
Accessories			Page
Bosch battery 18 V / 5.0 Ah, Li-Ion	RALB2EU		493
Makita battery 18 V / 3.0 Ah, Li-Ion (54 Wh)		RAL2	491

ESG 50 Battery powered hydraulic cutting tool 48 mm dia.

**NEXT
GENERATION**



- ▶ Cuts copper and aluminium cables with lightweight steel armouring (depending on cable type)
- ▶ Low weight for effortless operations
- ▶ Saves time thanks to innovative opening mechanism
- ▶ All tool data in view thanks to display and ipress app

Characteristics

- Choose your battery system: Bosch or Makita
- All data can be easily read via Bluetooth
- Closed head, flip top style, rotatable
- Simple and safe: One-button operating concept for controlling all tool functions
- Effortless working due to balanced centre of gravity
- LED for work area illumination
- 2-stage hydraulic system with fast feed and power stroke
- Simple and safe: Automatic retraction when operation is complete
- Manual retract stop (MRS) for efficient operations
- Always ready-to-use thanks to battery charge and service display

Suitable for

- lightly armoured Cu and Al cables

Technical data			
Head type	Guillotine closed		
Cutting range	max. 48 mm dia.		
Cutting force	60 kN		
Cutting time	8 s to 20 s (depending on material thickness)		
Charging time	45 min.		
Weight incl. battery	4.9 kg		
Ambient temperature	-10 °C up to +40 °C		
Item	Part No. Bosch	Part No. Makita	
Battery powered hydraulic cutting tool 48 mm dia.	ESG50CFB	ESG50CFM	
Scope of supply			Page
Bosch battery 18 V / 5.0 Ah, Li-Ion	RALB1EU	492	
Bosch quick-charger for 18 V Li-Ion battery	LGLB1EU	494	
Makita battery 18 V / 4.0 Ah, Li-Ion		RAL1	491
Makita quick-charger for 18 V Li-Ion battery		LGL1	494
Plastic case 450 x 370 x 105 mm	KK50NG	KK50NG	
Accessories			Page
Bosch battery 18 V / 5.0 Ah, Li-Ion	RALB2EU	RALB2EU	493



ESG 55 Battery powered hydraulic cutting tool 55 mm dia.

**NEXT
GENERATION**



- ▶ High cutting force cuts armoured copper and aluminium cables and Al/St cables (ACSR)
- ▶ Also suitable for round material made of Al, Cu and steel
- ▶ 120 kN cutting force for maximum output
- ▶ Saves time with multiple cuts thanks to innovative opening mechanism

Characteristics

- Choose your battery system: Bosch or Makita
- All data can be easily read via Bluetooth
- Closed head with bolt interlock, rotatable, flip top style
- Simple and safe: One-button operating concept for controlling all tool functions
- Effortless working due to balanced centre of gravity
- LED for work area illumination
- 2-stage hydraulic system with fast feed and power stroke
- Simple and safe: Automatic retraction when operation is complete
- Manual retract stop (MRS) for efficient operations
- Always ready-to-use thanks to battery charge and service display

Suitable for

- Armoured Cu and Al cables, Al/St wires

Technical data	
Head type	Guillotine closed
Cutting range	max. 55 mm dia.
Cutting force	120 kN
Cutting time	10 s to 19 s (depending on material thickness)
Charging time	45 min.
Weight incl. battery	8.2 kg
Ambient temperature	-10 °C up to +40 °C

Item	Part No. Bosch	Part No. Makita	
Battery powered hydraulic cutting tool 55 mm dia.	ESG55CFB	ESG55CFM	
Scope of supply			Page
Bosch battery 18 V / 5.0 Ah, Li-Ion	RALB2EU		493
Bosch quick-charger for 18 V Li-Ion battery	LGLB1EU		494
Makita battery 18 V / 4.0 Ah, Li-Ion		RAL40	492
Makita quick-charger for 18 V Li-Ion battery		LGL1	494
Plastic case 450 x 370 x 105 mm	KK120NG	KK120NG	
Accessories			Page
Bosch battery 18 V / 5.0 Ah, Li-Ion	RALB2EU		493
Makita battery 18 V / 4.0 Ah, Li-Ion		RAL40	492

ES 65 Battery powered hydraulic cutting tool 65 mm dia.

**NEXT
GENERATION**



- ▶ Cuts copper and aluminium cables with lightweight steel armouring (depending on cable type)
- ▶ Also suitable for fine-stranded cables (depending on cable type)
- ▶ Saves time with multiple cuts thanks to innovative opening mechanism
- ▶ All tool data in view thanks to display and ipress app

Characteristics

- All data can be easily read via Bluetooth
- Choose your battery system: Bosch or Makita
- Open head, rotatable
- Simple and safe: One-button operating concept for controlling all tool functions
- Effortless working due to balanced centre of gravity
- LED for work area illumination
- 2-stage hydraulic system with fast feed and power stroke
- Simple and safe: Automatic retraction when operation is complete
- Manual retract stop (MRS) for efficient operations
- Always ready-to-use thanks to battery charge and service display

Suitable for

- Cu/Al cable

Technical data			
Head type	Cutter open		
Cutting range	max. 65 mm dia.		
Cutting force	40 kN		
Cutting time	Depending on material thickness		
Charging time	45 min.		
Weight incl. battery	6.3 kg		
Ambient temperature	-12 °C up to +40 °C		
Item	Part No. Bosch	Part No. Makita	
Battery powered hydraulic cutting tool 65 mm dia.	ES65CFB	ES65CFM	
Scope of supply			Page
Bosch battery 18 V / 5.0 Ah, Li-Ion	RALB2EU		493
Bosch quick-charger for 18 V Li-Ion battery	LGLB1EU		494
Makita battery 18 V / 3.0 Ah, Li-Ion (54 Wh)			RAL2 491
Makita quick-charger for 18 V Li-Ion battery			LGL1 494
Plastic case 450 x 370 x 105 mm	KK120NG	KK120NG	
Accessories			Page
Bosch battery 18 V / 5.0 Ah, Li-Ion	RALB2EU		493
Makita battery 18 V / 4.0 Ah, Li-Ion			RAL40 492





ESG 85 Battery powered hydraulic cutting tool 85 mm dia.

**NEXT
GENERATION**



- ▶ Cuts copper and aluminium cables with lightweight steel armoring (depending on cable type)
- ▶ Saves time with multiple cuts thanks to innovative opening mechanism
- ▶ All tool data in view thanks to display and ipress app

Characteristics

- Choose your battery system: Bosch or Makita
- All data can be easily read via Bluetooth
- Larger cutting area, optimum force transmission due to closed head shape
- Simple and safe: One-button operating concept for controlling all tool functions
- LED for work area illumination
- 2-stage hydraulic system with fast feed and power stroke
- Simple and safe: Automatic retraction when operation is complete
- Manual retract stop (MRS) for efficient operations
- Always ready-to-use thanks to battery charge and service display

Suitable for

- lightly armoured Cu and Al cables



Technical data			
Head type	Guillotine closed		
Cutting range	max. 85 mm dia.		
Cutting force	60 kN		
Cutting time	Depending on material thickness		
Charging time	45 min.		
Weight incl. battery	6.8 kg		
Ambient temperature	-10 °C up to +40 °C		
Item	Part No. Bosch	Part No. Makita	
Battery powered hydraulic cutting tool 85 mm dia.	ESG85CFB	ESG85CFM	
Scope of supply			Page
Bosch battery 18 V / 5.0 Ah, Li-Ion	RALB2EU		493
Bosch quick-charger for 18 V Li-Ion battery	LGLB1EU		494
Makita battery 18 V / 4.0 Ah, Li-Ion		RAL40	492
Makita quick-charger for 18 V Li-Ion battery		LGL1	494
Plastic case 450 x 370 x 105 mm	KK120NG	KK120NG	
Accessories			Page
Bosch battery 18 V / 5.0 Ah, Li-Ion	RALB2EU		493
Makita battery 18 V / 4.0 Ah, Li-Ion		RAL40	492



ES 85 Battery powered hydraulic cutting tool 85 mm dia.

**NEXT
GENERATION**



- ▶ Cuts copper and aluminium cables with lightweight steel armoring (depending on cable type)
- ▶ Also suitable for fine-stranded cables (depending on cable type)
- ▶ Saves time with multiple cuts thanks to innovative opening mechanism
- ▶ All tool data in view thanks to display and ipress app

Characteristics

- Choose your battery system: Bosch or Makita
- All data can be easily read via Bluetooth
- Open head, rotatable
- Simple and safe: One-button operating concept for controlling all tool functions
- Effortless working due to balanced centre of gravity
- LED for work area illumination
- 2-stage hydraulic system with fast feed and power stroke
- Simple and safe: Automatic retraction when operation is complete
- Manual retract stop (MRS) for efficient operations
- Always ready-to-use thanks to battery charge and service display

Suitable for

- Cu and Al cable

Technical data	
Head type	Cutter open
Cutting range	max. 85 mm dia.
Cutting force	30 kN
Cutting time	Depending on material thickness
Charging time	45 min.
Weight incl. battery	7.2 kg
Ambient temperature	-10 °C up to +40 °C

Item	Part No. Bosch	Part No. Makita	
Battery powered hydraulic cutting tool 85 mm dia.	ES85CFB	ES85CFM	
Scope of supply			Page
Bosch battery 18 V / 5.0 Ah, Li-Ion	RALB2EU		493
Bosch quick-charger for 18 V Li-Ion battery	LGLB1EU		494
Makita battery 18 V / 4.0 Ah, Li-Ion		RAL40	492
Makita quick-charger for 18 V Li-Ion battery		LGL1	494
Plastic case 450 x 370 x 105 mm	KK120NG	KK120NG	
Accessories			Page
Bosch battery 18 V / 5.0 Ah, Li-Ion	RALB2EU		493
Makita battery 18 V / 4.0 Ah, Li-Ion		RAL40	492





**NEXT
GENERATION**

ESG 105 Battery powered hydraulic cutting tool 105 mm dia.



- ▶ Cuts copper and aluminium cables with armoring
- ▶ 120 kN cutting force for extremely wide cutting range up to 105 mm dia.
- ▶ Remarkably lightweight for tools in this performance class
- ▶ Saves time with multiple cuts thanks to innovative opening mechanism
- ▶ All tool data in view thanks to display and ipress app

Characteristics

- Choose your battery system: Bosch or Makita
- All data can be easily read via Bluetooth
- Closed head with bolt interlock, rotatable, flip top style
- Simple and safe: One-button operating concept for controlling all tool functions
- Effortless working due to balanced centre of gravity
- LED for work area illumination
- 2-stage hydraulic system with fast feed and power stroke
- Simple and safe: Automatic retraction when operation is complete
- Manual retract stop (MRS) for efficient operations
- Always ready-to-use thanks to battery charge and service display

Suitable for

- lightly armoured Cu and Al cables

Technical data	
Head type	Guillotine closed
Cutting range	max. 105 mm dia.
Cutting force	120 kN
Cutting time	Depending on cable type
Charging time	45 min.
Weight incl. battery	10.7 kg
Ambient temperature	-10 °C up to +40 °C

Item	Part No. Bosch	Part No. Makita	
Battery powered hydraulic cutting tool 105 mm dia.	ESG105CFB	ESG105CFM	
Scope of supply			Page
Bosch battery 18 V / 5.0 Ah, Li-Ion	RALB2EU		493
Bosch quick-charger for 18 V Li-Ion battery	LGLB1EU		494
Makita quick-charger for 18 V Li-Ion battery		RAL40	492
Plastic case 450 x 370 x 105 mm		LGL1	494
Makita battery 18 V / 4.0 Ah, Li-Ion	MK105NG	MK105NG	
Accessories			Page
Bosch battery 18 V / 5.0 Ah, Li-Ion	RALB2EU		493
Makita battery 18 V / 4.0 Ah, Li-Ion		RAL40	492

ES 105 Battery powered hydraulic cutting tool 105 mm dia.

**NEXT
GENERATION**



- ▶ Cuts copper and aluminium cables with lightweight steel armouring and fine-stranded conductors (depending on cable type)
- ▶ Extremely large cutting area to 105 mm dia.
- ▶ Saves time with multiple cuts thanks to innovative opening mechanism
- ▶ All tool data in view thanks to display and ipress app

Characteristics

- Choose your battery system: Bosch or Makita
- All data can be easily read via Bluetooth
- Open head, rotatable
- Simple and safe: One-button operating concept for controlling all tool functions
- Effortless working due to balanced centre of gravity
- LED for work area illumination
- 2-stage hydraulic system with fast feed and power stroke
- Simple and safe: Automatic retraction when operation is complete
- Manual retract stop (MRS) for efficient operations
- Always ready-to-use thanks to battery charge and service display

Suitable for

- Cu and Al cable

Technical data			
Head type	Cutter open		
Cutting range	max. 105 mm dia.		
Cutting force	74 kN		
Cutting time	Depending on cable type		
Charging time	45 min.		
Weight incl. battery	9.6 kg		
Ambient temperature	-10 °C up to +40 °C		
Item	Part No. Bosch	Part No. Makita	
Battery powered hydraulic cutting tool 105 mm dia.	ES105CFB	ES105CFM	
Scope of supply			Page
Bosch battery 18 V / 5.0 Ah, Li-Ion	RALB2EU		493
Bosch quick-charger for 18 V Li-Ion battery	LGLB1EU		494
Makita battery 18 V / 4.0 Ah, Li-Ion		RAL40	492
Makita quick-charger for 18 V Li-Ion battery		LGL1	494
Plastic case 450 x 370 x 105 mm	MK105NG	MK105NG	
Accessories			Page
Bosch battery 18 V / 5.0 Ah, Li-Ion	RALB2EU		493
Makita battery 18 V / 4.0 Ah, Li-Ion		RAL40	492





EKM 60 UNV Battery-powered hydraulic universal tool 6 - 300 mm²



**K22
SERIE**

**K18
SERIE**

**K5
SERIE**

- ▶ One head for crimping, cutting and punching - one tool for all
- ▶ Ideal in the assembly field where all common jobs can be carried out using one tool
- ▶ All tool data on view thanks to display and ipress app
- ▶ Small and slim, perfect for cramped conditions

Characteristics

- Choose your battery system: Bosch or Makita
- All data can be easily read via Bluetooth
- Universal head flip top style, rotatable
- Simple and safe: One-button operating concept for controlling all tool functions
- Effortless working due to balanced centre of gravity
- LED for work area illumination
- Simple and safe: Automatic retraction when operation is complete
- Always ready-to-use thanks to battery charge and service display

Technical instructions

- Interchangeable adapters and dies for crimping, cutting and punching you will find on page 478

Technical data	
Crimping force	60 kN
Stroke	42 mm
Crimping range	6 - 300 mm ²
Crimping cycle	7 s up to 9 s (depending on cross-section)
Cutting range	max. 40 mm dia.
Punching capacity	up to 64 mm dia. round, up to 92 x 92 mm square
Charging time	15 min.
Weight	3.0 kg
Ambient temperature	-10 °C up to +40 °C

Item	Part No. Bosch	Part No. Makita	
Battery-powered hydraulic universal tool 6 - 300 mm ²	EKM60UNVCFB	EKM60UNVCFM	
Scope of supply			
Bosch battery 18 V / 2.0 Ah, Li-Ion	RALB1EU		Page 492
Bosch quick-charger for 18 V Li-Ion battery	LGLB1EU		494
Makita battery 18 V / 1.5 Ah, Li-Ion		RAL1	491
Makita quick-charger for 18 V Li-Ion battery		LGL1	494
Adapter for crimping dies of Series 22	UA22	UA22	478
Plastic case 450 x 370 x 105 mm	KKMUNVNG	KKMUNVNG	
Accessories			
Bosch battery 18 V / 5.0 Ah, Li-Ion	RALB2EU		Page 493
Makita battery 18 V / 3.0 Ah, Li-Ion (54 Wh)		RAL2	491

EK 60 UNV Battery-powered hydraulic universal tool 6 - 300 mm²

**NEXT
GENERATION**



- ▶ One head for crimping, cutting and punching - one tool for all
- ▶ Ideal in the assembly field where all common jobs can be carried out using one tool
- ▶ Fast working due to 2-stage hydraulics
- ▶ All tool data on view thanks to display and ipress app

Characteristics

- Choose your battery system: Bosch or Makita
- All data can be easily read via Bluetooth
- Universal head flip top style, rotatable
- Simple and safe: One-button operating concept for controlling all tool functions
- Effortless working due to balanced centre of gravity
- LED for work area illumination
- Simple and safe: Automatic retraction when operation is complete
- Always ready-to-use thanks to battery charge and service display

Technical instructions

- Interchangeable adapters and dies for crimping, cutting and punching you will find on page 478

Technical data	
Crimping force	60 kN
Stroke	42 mm
Crimping range	6 - 300 mm ²
Crimping cycle	3 s to 5 s (depending on cross-section)
Cutting range	max. 40 mm dia.
Punching capacity	up to 64 mm dia. round
Charging time	45 min.
Weight	4.8 kg
Ambient temperature	-10 °C up to +40 °C

Item	Part No. Bosch	Part No. Makita
Battery-powered hydraulic universal tool 6 - 300 mm ²	EK60UNVCFB	EK60UNVCFM

Scope of supply		Page
Bosch battery 18 V / 5.0 Ah, Li-Ion	RALB2EU	493
Bosch quick-charger for 18 V Li-Ion battery	LGLB1EU	494
Makita battery 18 V / 4.0 Ah, Li-Ion		RAL40 492
Makita quick-charger for 18 V Li-Ion battery		LGL1 494
Plastic case 450 x 370 x 105 mm	UA22	UA22 478
Adapter for crimping dies of Series 22	KK120UNVNG	KK120UNVNG



**NEXT
GENERATION**

EK 120 UNV Battery-powered hydraulic universal tool 10 - 400 mm²



- ▶ One head for crimping, cutting and punching - one tool for all
- ▶ Ideal in the assembly field where all common jobs can be carried out using one tool
- ▶ All tool data on view thanks to display and ipress app

Characteristics

- Choose your battery system: Bosch or Makita
- All data can be easily read via Bluetooth
- Universal head flip top style, rotatable
- Simple and safe: One-button operating concept for controlling all tool functions
- Effortless working due to balanced centre of gravity
- LED for work area illumination
- Simple and safe: Automatic retraction when operation is complete
- Always ready-to-use thanks to battery charge and service display

Technical instructions

- Interchangeable adapters and dies for crimping, cutting and punching you will find on page 478

Technical data	
Crimping force	108 kN
Stroke	42 mm
Crimping range	10 - 400 mm ²
Crimping cycle	Depending on cable type
Cutting range	max. 40 mm dia.
Punching capacity	up to 144 mm dia. round, up to 138 x 138 mm square
Charging time	45 min.
Weight	6.5 kg
Ambient temperature	-10 °C up to +40 °C

Item	Part No. Bosch	Part No. Makita	
Battery-powered hydraulic universal tool 10 - 400 mm ²	EK120UNVCFB	EK120UNVCFM	
Scope of supply			Page
Bosch battery 18 V / 5.0 Ah, Li-Ion	RALB2EU		493
Bosch quick-charger for 18 V Li-Ion battery	LGLB1EU		494
Plastic case 450 x 370 x 105 mm	KK120UNVNG	KK120UNVNG	
Adapter for crimping dies	UA12TKL	UA12TKL	478



**K13
SERIE**



ALWAYS IN POSITION - 2 STAGES FOR MORE POWER

We promise you: Our cutting tools are powerful. The 2-stage hydraulic system uses its power to the full, the automatic retraction returns the cutter to the original position once the cut is made. Made from aluminium, it feels light in the hand.

As we said: a powerful tool!



► Comfortable all day long

Numerous cuts in succession are tiring. With the hand-operated hydraulic cutting tools, the housing and pump lever are therefore made from aluminium. The pump lever is in exactly the correct position, and so the pump movement requires only a small space - compared to a mechanical tool.

Work better with the convenience of Klauke.

- Effortless operations due to the ergonomic design and low weight
- Work faster with the innovative 2-stage hydraulic system for fast feed and power stroke with counter pressure

► Adapts

All hand-operated hydraulic cutting tools have press heads that rotate through 360°. So you can work even in confined areas with flexible settings.

- Rotating heads for work in confined areas
- Extremely robust cutting heads

► Save yourself the return stroke

Your force acts in just one direction: Forwards. When the cutting process is complete, the cutting blades retract into the home position via the automatic retraction function. You save on the return path.

- Automatic retraction returns the cutting blades to the home position after the cut is made
- More reliability and shorter intervals between cutting processes
- Can be used up to a diameter of 85 mm
- Cutting force up to 120 kN
- Bolt locking of cutting blade



HSG 45 Hand-operated hydraulic cutting tool 45 mm dia.



- ▶ Cuts armoured copper and aluminium cables and Al/St cables (ACSR)
- ▶ Also suitable for round material made of Al, Cu and steel
- ▶ Extremely sturdy design

Characteristics

- Closed head with bolt interlock, 360° rotation when not pressurised
- Light weight due to high quality aluminium housing
- 2-stage hydraulic system with fast feed and power stroke
- Simple and safe: Automatic retraction when operation is complete

Technical data		
Cutting range	max. 45 mm dia.	
Cutting force	60 kN	
Length	560 mm	
Weight	4.9 kg	
Ambient temperature	-20 °C up to +40 °C	
Item	Part No.	
Hand-operated hydraulic cutting tool 45 mm dia.	HSG45	
Scope of supply	Part No.	Page
Steel carrying case for HSG 45 or HSG 50	MK50	

HSG 50 Hand-operated hydraulic cutting tool 48 mm dia.



- ▶ Cuts copper and aluminium cables with lightweight steel armoring (depending on cable type)
- ▶ Effortless operations thanks to low weight

Characteristics

- Closed head, flip top style, rotatable
- Light weight due to high quality aluminium housing
- 2-stage hydraulic system with fast feed and power stroke
- Simple and safe: Automatic retraction when operation is complete

Technical data		
Cutting range	max. 48 mm dia.	
Cutting force	60 kN	
Length	540 mm	
Weight	3.5 kg	
Ambient temperature	-20 °C up to +40 °C	
Item	Part No.	
Hand-operated hydraulic cutting tool 48 mm dia.	HSG50	
Scope of supply	Part No.	Page
Steel carrying case for HSG 45 or HSG 50	MK50	



HSG 55 Hand-operated hydraulic cutting tool 55 mm dia.



- ▶ Cuts armoured copper and aluminium cables and Al/St cables (ACSR)
- ▶ Also suitable for round material made of Al, Cu and steel
- ▶ Maximum performance thanks to 120 kN cutting force

Characteristics

- Closed head with bolt interlock, 360° rotation when not pressurised
- Light weight due to high quality aluminium housing
- 2-stage hydraulic system with fast feed and power stroke
- Simple and safe: Automatic retraction when operation is complete

Technical data		
Cutting range	max. 55 mm dia.	
Cutting force	120 kN	
Length	approx. 605 mm	
Weight	7.3 kg	
Ambient temperature	-20 °C up to +40 °C	
Item	Part No.	
Hand-operated hydraulic cutting tool 55 mm dia.	HSG55	
Scope of supply	Part No.	Page
Steel carrying case for HSG 55	MKHSG55	

HSG 85/2 Hand-operated hydraulic cutting tool 85 mm dia.



- ▶ Cuts copper and aluminium cables with lightweight steel armoring (depending on cable type)
- ▶ Large cutting range
- ▶ High user safety owed to cutting head with bolt interlock

Characteristics

- Closed head with bolt interlock, 360° rotation when not pressurised
- Light weight due to high quality aluminium housing
- 2-stage hydraulic system with fast feed and power stroke
- Simple and safe: Automatic retraction when operation is complete










Technical data		
Cutting range	max. 85 mm dia.	
Cutting force	60 kN	
Length	approx. 677 mm	
Weight	5.9 kg	
Ambient temperature	-20 °C up to +40 °C	
Item	Part No.	
Hand-operated hydraulic cutting tool 85 mm dia.	HSG852	
Scope of supply	Part No.	Page
Steel carrying case for HSG 85	MK852	

EXPAND YOUR APPLICATIONS

The correct cutting head creates a host of potentials. Get your pump ready for every application. Klauke cutting heads can be flexibly combined with Klauke system pumps (see page 481) to offer you an individual solution for every challenge.



► Improved cutting using the right cutting heads.

Tool	Design			Cutting force kN	Application				Feature
	Open head	Closed head	Opening width		Cu / Al*	Al / St (ACSR)	Cu / Al, solid	Steel, solid	
SDG 45		✓	45	60	✓	✓	✓	✓	Especially for Al/St wires to 45 mm dia. and St, solid.
SDG 50		✓	48	60	✓				For multi-stranded Al and Cu cables.
SDG 55		✓	55	120	✓	✓	✓	✓	With 120 kN cutting force, for all cables and Al/St ropes up to 55 mm diameter.
SDK 65			65	42	✓				Ideal for cutting earth cables up to 65 mm diameter.
SDG 85/2		✓	85	60	✓				For cutting copper and aluminium cables up to 85 mm diameter.
SDK 85			85	30	✓				For cutting telecommunication and earth cables up to 85 mm diameter.
SDG 105		✓	105	120	✓		✓		Very wide cutting range up to 105 mm - also for armoured cables diameter.
SDK 105			105	74	✓				Also for fine stranded cables up to 105 mm diameter.
SDK 120			120	55	✓				Extremely broad cutting range up to 120 mm diameter.

* This column also includes Cu / Al multi-stranded and Cu / Al with sheet metal and wire armouring.

** The exact cutting performance depends on the type of cable or wire.



Cutting

Hydraulic cutting heads and cutting systems

SDG 45 Hydraulic cutting head 45 mm dia.



- ▶ High cutting force cuts armoured copper and aluminium cables and Al/St cables (ACSR)
- ▶ Also suitable for round material made of Al, Cu and steel

Characteristics

- Closed head with bolt interlock, flip open jaws
- Head with quick coupling, 360° rotatable
- For connecting to hydraulic pumps with 700 bar operating pressure for best possible results

Technical data		
Cutting range	max. 45 mm dia.	
Cutting force	60 kN	
Operating pressure	max. 700 bar	
Length	340 mm	
Weight	3.8 kg	
Item	Part No.	
Hydraulic cutting head 45 mm dia.	SDG45	
Scope of supply	Part No.	Page
Carrying bag	TT2	196

SDG 50 Hydraulic cutting head 48 mm dia.



- ▶ Cuts copper and aluminium cables with lightweight steel armouring (depending on cable type)

Characteristics

- Closed crimping head, flip top style
- Head with quick coupling, 360° rotatable
- For connecting to hydraulic pumps with 700 bar operating pressure for best possible results

Technical data		
Cutting range	max. 48 mm dia.	
Cutting force	60 kN	
Operating pressure	max. 700 bar	
Length	330 mm	
Weight	2.5 kg	
Item	Part No.	
Hydraulic cutting head 48 mm dia.	SDG50	
Scope of supply	Part No.	Page
Carrying bag	TT2	196



SDG 55 Hydraulic cutting head 55 mm dia.



- ▶ High cutting force cuts armoured copper and aluminium cables and Al/St cables (ACSR)
- ▶ Also suitable for round material made of Al, Cu and steel
- ▶ 120 kN cutting force for maximum output

Characteristics

- Closed head with bolt interlock, 360° rotation when not pressurised
- For connecting to hydraulic pumps with 700 bar operating pressure for best possible results
- Ergonomic handling through grip

Technical data		
Cutting range	max. 55 mm dia.	
Cutting force	120 kN	
Operating pressure	max. 700 bar	
Length	380 mm	
Weight	5.6 kg	
Item	Part No.	
Hydraulic cutting head 55 mm dia.	SDG55	
Scope of supply	Part No.	Page
Carrying bag	TT2	196

SDK 65 Hydraulic cutting head 65 mm dia.



- ▶ Cuts copper and aluminium cables with lightweight steel armoring (depending on cable type)
- ▶ Also suitable for fine-stranded cables (depending on cable type)
- ▶ Safe operations due to high ground stability by double handles
- ▶ Improved cutting characteristics due to new cutting geometry

Characteristics

- Open head with quick coupling, 360° rotation when not pressurised
- For connecting to hydraulic pumps with 700 bar operating pressure for best possible results

Technical data		
Cutting range	max. 65 mm dia.	
Cutting force	42 kN	
Operating pressure	max. 700 bar	
Length	425 mm	
Weight	4.7 kg	
Item	Part No.	
Hydraulic cutting head 65 mm dia.	SDK65	
Scope of supply	Part No.	Page
Carrying bag	TT2	196



SDG 85/2 Hydraulic cutting head 85 mm dia.



- ▶ High user safety owed to cutting head with bolt interlock
- ▶ Exceptionally light and compact design
- ▶ Cuts copper and aluminium cables with lightweight steel armouring (depending on cable type)

Characteristics

- Closed head with bolt interlock, 360° rotation when not pressurised
- For connecting to hydraulic pumps with 700 bar operating pressure for best possible results
- Simple handling

Technical data		
Cutting range	max. 85 mm dia.	
Cutting force	60 kN	
Operating pressure	max. 700 bar	
Length	445 mm	
Weight	4.3 kg	
Item	Part No.	
Hydraulic cutting head 85 mm dia.	SDG852	
Scope of supply	Part No.	Page
Carrying bag	TT2	196

SDK 85 Hydraulic cutting head 85 mm dia.



- ▶ Cuts copper and aluminium cables with lightweight steel armouring (depending on cable type)
- ▶ Suitable for fine-stranded cable and telecommunication cable (depending on cable type)
- ▶ Safe operations due to high ground stability by double handles
- ▶ Improved cutting characteristics due to new cutting geometry

Characteristics

- Open head with quick coupling, 360° rotation when not pressurised
- For connecting to hydraulic pumps with 700 bar operating pressure for best possible results
- Uniform cut by knife guide

Technical data		
Cutting range	max. 85 mm dia.	
Cutting force	30 kN	
Operating pressure	max. 700 bar	
Length	450 mm	
Weight	5.2 kg	
Item	Part No.	
Hydraulic cutting head 85 mm dia.	SDK85	
Scope of supply	Part No.	Page
Carrying bag	TT2	196



SDG 105 Hydraulic cutting head 105 mm dia.



- ▶ Cuts copper and aluminium cables with armouring
- ▶ 120 kN cutting force for extremely wide cutting range up to 105 mm dia.

Characteristics

- Closed head with bolt interlock, 360° rotation when not pressurised
- Compact design permits cutting in confined areas
- Simple handling
- For connecting to hydraulic pumps with 700 bar operating pressure for best possible results

Technical data		
Cutting range	max. 105 mm dia.	
Cutting force	120 kN	
Operating pressure	max. 700 bar	
Length	432 mm	
Weight	7.7 kg	
Item	Part No.	
Hydraulic cutting head 105 mm dia.	SDG105	
Scope of supply	Part No.	Page
Carrying bag	TT2	196

SDK 105 Hydraulic cutting head 105 mm dia.



- ▶ Cuts copper and aluminium cables with lightweight steel armouring (depending on cable type)
- ▶ Extremely wide cutting range up to 105 mm dia., also for fine-stranded cables (depending on cable type)
- ▶ Safe operations due to high ground stability by double handles

Characteristics

- Open head with quick coupling, 360° rotation when not pressurised
- For connecting to hydraulic pumps with 700 bar operating pressure for best possible results
- High stability due to double grip

Technical data		
Cutting range	max. 105 mm dia.	
Cutting force	74 kN	
Operating pressure	max. 700 bar	
Length	510 mm	
Weight	7.7 kg	
Item	Part No.	
Hydraulic cutting head 105 mm dia.	SDK105	
Scope of supply	Part No.	Page
Carrying bag	TT4	196



SDK 120 Hydraulic cutting head 120 mm dia.



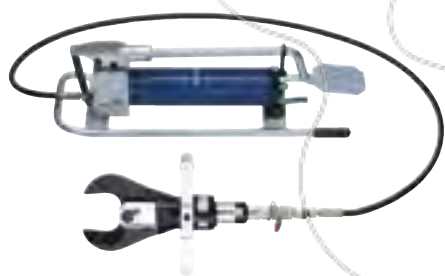
- ▶ Cuts copper and aluminium cables with lightweight steel armouring (depending on cable type)
- ▶ Extremely wide cutting range up to 120 mm dia., also for fine-stranded cables (depending on cable type)
- ▶ Exceptionally light and compact design
- ▶ Safe operations due to high ground stability by double handles

Characteristics

- Open head with quick coupling, 360° rotation when not pressurised
- High stability due to double grip
- For connecting to hydraulic pumps with 700 bar operating pressure for best possible results

Technical data		
Cutting range	max. 120 mm dia.	
Cutting force	55 kN	
Operating pressure	max. 700 bar	
Length	538 mm	
Weight	8.7 kg	
Item	Part No.	
Hydraulic cutting head 120 mm dia.	SDK120	
Scope of supply	Part No.	Page
Carrying bag	TT4	196

AS 65 FHP Hydraulic cutting tool with foot pump 65 mm dia.



- ▶ Cuts copper and aluminium cables with lightweight steel armouring (depending on cable type)
- ▶ Also suitable for fine-stranded cable
- ▶ Safe operations due to high ground stability by double handles
- ▶ Foot pump with two-stage hydraulics
- ▶ Improved cutting characteristics thanks to new cutting geometry


Characteristics

- Open head with quick coupling, 360° rotation when not pressurised
- Manual retract as required
- Hydraulic hose, 2 m

Technical data		
Cutting range	max. 65 mm dia.	
Operating pressure	max. 700 bar	
Weight	16.7 kg	
Item	Part No.	
Hydraulic cutting tool with foot pump 65 mm dia.	AS65FHP	
Scope of supply	Part No.	Page
Hydraulic hose, 2 m	HS22	497
Steel carrying case	MKU	196
Accessories	Part No.	Page
Hydraulic hose, 3 m	HS23	497
Hydraulic hose, 4 m	HS24	497
Hydraulic hose, 5 m	HS25	497
Hydraulic hose, 6 m	HS26	497
Hydraulic hose, 8 m	HS28	497
Hydraulic hose, 10 m	HS210	497



AS 105 FHP / AS 120 FHP Hydraulic cutting tools for foot pump 105 and 120 mm dia.



- ▶ Cuts copper and aluminium cables with lightweight steel armouring (depending on cable type)
- ▶ Suitable for fine-stranded cable and telecommunication cable
- ▶ Safe operations due to high ground stability by double handles
- ▶ Wide cutting range also for fine-stranded cables

Characteristics

- Foot pump with two-stage hydraulics
- Open head with quick coupling, 360° rotation when not pressurised
- Manual retract as required
- Hydraulic hose, 2 m

Technical data

Cutting range AS 105 FHP: max. 105 mm dia., AS120FHP: max. 120 mm dia.

Cutting force AS105FHP: 74 kN, AS120FHP: 55 kN

Operating pressure max. 700 bar

Weight AS105FHP: 19.7 kg, AS120FHP: 20.7 kg

Item	Part No.	
Hydraulic cutting tool with foot pump 105 mm dia.	AS105FHP	
Hydraulic cutting tool with foot pump 120 mm dia.	AS120FHP	
Scope of supply	Part No.	Page
Hydraulic hose, 2 m	HS22	497
Steel carrying case	MKU	196
Accessories	Part No.	Page
Hydraulic hose, 3 m	HS23	497
Hydraulic hose, 4 m	HS24	497
Hydraulic hose, 5 m	HS25	497
Hydraulic hose, 6 m	HS26	497
Hydraulic hose, 8 m	HS28	497
Hydraulic hose, 10 m	HS210	497



OUR COMMITMENT TO YOUR SAFETY - SAFETY CUTTERS

Klauke safety cutters cut reliably with BG-tested safety. 10 m hydraulic safety hose creates adequate distance to possible hazard sources. Non-conductive hydraulic oil ensures the highest level of safety. Our cutters protect you up to a rated voltage of 60 kV.



► Safe in any application

Choose the device - foot pump, battery-powered hydraulics or portable pump unit - that suits your work. Safety in every situation.

- BG-tested safety up to 60 kV rated voltage for CU/AL cables without steel armoring
- The right safety cutters for application
- 10 m hydraulic hose for adequate distance to the hazard source

► Free head selection

Klauke safety cutters are available with various open and closed heads. Choose the right head for your application.

- The right head for every application
- Opening width up to 120 mm
- All heads rotate through 360°



SSG Hydraulic safety cutter with foot pump to max. 104 mm dia.



- ▶ BG-approved safety cutter for safe cutting of live Cu/Al cables without steel armouring which, in case of a failure, may carry voltages of up to 60 kV
- ▶ Single-core live cables without steel armouring can be cut under voltage of up to 110 kV/60 Hz

Characteristics

- Head with quick coupling, 360° rotatable
- Two-stage hydraulics
- Manual retract as required
- Safety/hydraulic hose, 10 m

Technical data	SSG65	SSGG85	SSG105	SSGG105	
Head type	open (SSK65)	closed (SSKG85)	open (SSK105)	closed (SSGG105)	
Cutting range	max. 65 mm dia. (depending on cable type)	max. 85 mm dia. (depending on cable type)	max. 105 mm dia. (depending on cable type)	max. 105 mm dia. (depending on cable type)	
Operating pressure	625 bar	625 bar	625 bar	625 bar	
Hydraulic oil	Special oil Rivolta S.B.H.11	Special oil Rivolta S.B.H.11	Special oil Rivolta S.B.H.11	Special oil Rivolta S.B.H.11	
Weight	16 kg	16 kg	19 kg	19 kg	
Ambient temperature	-20 °C up to +40 °C	-20 °C up to +40 °C	-20 °C up to +40 °C	-20 °C up to +40 °C	
Item				Part No.	
Hydraulic safety cutting unit with foot pump max. 65 mm dia.				SSG65	
Hydraulic safety cutting unit with foot pump max. 85 mm dia.				SSGG85	
Hydraulic safety cutting unit with foot pump max. 104 mm dia.				SSG105	
Hydraulic safety cutting unit with foot pump max. 104 mm dia.				SSGG105	
Scope of supply				Part No.	Page
Safety/hydraulic hose, 10 m					
Earthing kit				EG1	
Steel carrying case				MKSSG	
Accessories				Part No.	Page
Heat protection cover 1.8 m x 1.8 m				HSD1	
Heat protection cover 1.2 m x 0.9 m				HSD2	
Heat protection cover 0.45 m x 0.6 m				HSD3	

ESSG Battery powered hydraulic safety cutter to max. 104 mm dia.



- ▶ BG-approved safety cutter for cutting live Cu/Al cables without steel armouring which, in case of a failure, may carry voltages of up to 60 kV
- ▶ Single-core live cables without steel armouring can be cut under voltage of up to 110 kV/60 Hz
- ▶ Powerful 3.3 Ah Li-Ion battery

Characteristics

- 2-stage hydraulic system with fast feed and power stroke
- Electronic control
- Multifunction LED for maintenance display and charge status display of the battery
- LED display for service interval after 250 cuts
- 10 m non-conducting hydraulic hose with a coupling to connect to pump ESSG-L

Technical data	ESSG65L	ESSGG85L	ESSG105L
Head type	open (SSK65)	closed (SSK85)	open (SSK105)
Cutting range	max. 65 mm dia. (depending on cable type)	max. 85 mm dia. (depending on cable type)	max. 105 mm dia. (depending on cable type)
Cutting force	35 kN	60 kN	80 kN
Cutting time	approx. 21 s 40 s	approx. 21 - 40 s	approx. 21 - 40 s
Operating pressure	625 bar	625 bar	625 bar
Battery voltage	18 V	18 V	18 V
Battery capacity	3.3 Ah, Li-Ion	3.3 Ah, Li-Ion	3.3 Ah, Li-Ion
Charging time	60 min.	60 min.	60 min.
Hydraulic oil	Special oil Rivolta S.B.H.11	Special oil Rivolta S.B.H.11	Special oil Rivolta S.B.H.11
Weight	10.12 kg	9.98 kg	13.13 kg
Ambient temperature	-20 °C up to +40 °C	-20 °C up to +40 °C	-20 °C up to +40 °C
Item			Part No.
Battery powered hydraulic safety cutter, max. 65 mm dia.			ESSG65L
Battery powered hydraulic safety cutter, max. 85 mm dia.			ESSGG85L
Battery powered hydraulic safety cutter, max. 104 mm dia.			ESSG105L
Scope of supply	Part No.	Page	
Battery 18 V / 3.3 Ah, Li-Ion (54 Wh)	RAL3	491	
Charger for 18 V Li-Ion batteries	LGL3	494	
Plastic case for ESSG65L and ESSG105L	KKESSGL		
Plastic case for ESSGG85L	KKESSGG85L		
Earthing kit	EG1		
Accessories	Part No.	Page	
Heat protection cover 1.8 m x 1.8 m	HSD1		
Heat protection cover 1.2 m x 0.9 m	HSD2		
Heat protection cover 0.45 m x 0.6 m	HSD3		

ASSG Battery powered hydraulic safety cutter to max. 120 mm dia.



- ▶ DGVU-approved safety cutter for cutting live Cu/Al cables without steel armouring which, in case of a failure, may carry voltages of up to 60 kV
- ▶ Single-core live cables without steel armouring can be cut under voltage of up to 110 kV/60 Hz
- ▶ Very wide opening width to 120 mm
- ▶ Safe and fast operations by using remote control and 10 m long safety hydraulic hose

Characteristics

- 2-stage hydraulic system with fast feed and power stroke
- Quick motor stop for high user safety
- Electronic control
- DGVU-tested
- 360° rotating connection as with the cutting head
- Battery-powered pump filled with non-conductive oil
- Remote control for increased comfort and safety
- Two powerful 5 Ah, 18 V Lithium-Ion batteries (one battery is always there as a replacement)
- Sturdy housing from impact-resistant, fibreglass reinforced polyamide
- 10 m non-conducting hydraulic hose with a coupling to connect to pump ASSG
- Multi-function display for pressure testing, power consumption and service interval

Additional information

- Complete system, different variants available depending on cutting head

Technical data	ASSG65L	ASSG85L	ASSG105L	ASSGG105L	ASSG120SL
Head type	open	closed	open	closed	open
Cutting range	max. 65 mm dia.	max. 85 mm dia.	max. 105 mm dia.	max. 105 mm dia.	max. 120 mm dia.
Operating pressure	max. 630 bar	max. 630 bar	max. 630 bar	max. 630 bar	max. 630 bar
Battery voltage	18 V	18 V	18 V	18 V	18 V
Battery capacity	2 x 5 Ah Li-Ion	2 x 5 Ah Li-Ion	2 x 5 Ah Li-Ion	2 x 5 Ah Li-Ion	2 x 5 Ah Li-Ion
Charging time	45 min.	45 min.	45 min.	45 min.	45 min.
Max. oil volume	approx. 750 ml	approx. 750 ml	approx. 750 ml	approx. 750 ml	approx. 750 ml
Hydraulic oil	Shell Naturelle HF-E 15	Shell Naturelle HF-E 15	Shell Naturelle HF-E 15	Shell Naturelle HF-E 15	Shell Naturelle HF-E 15
Weight incl. battery	2 batteries approx. 6.4 kg	2 batteries approx. 6.4 kg	2 batteries approx. 6.4 kg	2 batteries approx. 6.4 kg	2 batteries approx. 6.4 kg
Ambient temperature	-20 °C up to +40 °C	-20 °C up to +40 °C	-20 °C up to +40 °C	-20 °C up to +40 °C	-20 °C up to +40 °C
Dimension	330 x 160 x 280 mm	330 x 160 x 280 mm	330 x 160 x 280 mm	330 x 160 x 280 mm	330 x 160 x 280 mm

Item	Part No.
Battery powered hydraulic safety cutter, max. 65 mm dia.	ASSG65L
Battery powered hydraulic safety cutter, max. 85 mm dia.	ASSG85L
Battery powered hydraulic safety cutter, max. 105 mm dia.	ASSG105L
Battery powered hydraulic safety cutter, max. 105 mm dia.	ASSGG105L
Battery powered hydraulic safety cutter, max. 120 mm dia.	ASSG120SL

Scope of supply	Part No.	Quantity	Page
Makita battery 18 V / 5.0 Ah, Li-Ion (90 Wh)		2	492
Makita quick-charger for 18 V Li-Ion battery	LGL1	1	494
Earthing kit	EG1	1	
Carrying strap with shoulder padding	TG3	1	495
Remote control with 1.5 m cable	HTA4	1	499
Plastic case		1	
Plastic case for ASSG105L and ASSG120SL	KKSSK120S	1	



5 PROFILES FOR SPECIAL CUTTING TOOLS

For challenging operations in plant construction and panel building, we use the Greenlee brand of tools. Built compact, the high-quality devices perform all the functions you need.



▶ DIN profile rails

So you retain the profile as you cut:
DIN profile rail cutter from Greenlee.

- Burr-free cutting to length and punching of all common DIN profiles
- Hand lever with optimum force transmission
- High-quality cutting blades with hardly any wear
- Integrated locating holes simplifies mounting on the workbench
- Easily replaceable cutting plate cassette

▶ Cutting values

Work precisely with our wiring conduit cutter.

- For halogen-free cable conduit up to 125 mm wide
- Maintenance-free mechanism
- Measuring rule enables precise cutting to length
- High level of operator safety while working due to fully-covered cutting blades

▶ Always on the right track: Wiring conduit cutter

Everything fits well, from the very first setting. The measuring cutter simplifies precision cutting to length. The cutting blades are covered for safety. They cut halogen-free cable conduit up to 125 mm wide as accurately as you want. High-quality

materials and optimised processing ensure safety and reliability: The cutting blades are practically wear-free, the cutting mechanism is entirely maintenance-free. No worries about these tools. You concentrate fully on the task.



DIN profile conductor cutting and punching tool

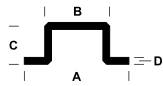


- ▶ For burr-free cutting and punching
- ▶ Less effort needed
- ▶ Includes die plate holder with 5 profiles


Suitable for

- Punches vertical and horizontal mounting holes 6.4 x 12.0 mm
- With holes for workbench assembly

Item	Part No.
DIN profile conductor cutting and punching tool	50115413



A - 35.0 mm	A - 35.0 mm	A - 34.0 mm	A - 15.0 mm	A - 10.0 mm
B - 27.0 mm	B - 27.0 mm	B - 10.5 mm	C - 5.5 mm	C - 3.0 mm
C - 7.5 mm	C - 15.0 mm	D - 1.0 mm		
D - 1.0 mm	D - 1.5 mm			



Profile conductor cutter Compact

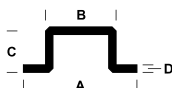


- ▶ For burr-free cutting to length
- ▶ Less effort needed
- ▶ Includes die plank holder with 2 profiles

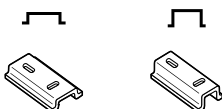
Suitable for

- With holes for workbench assembly
- Manual operation

Item	Length of rail guide mm	Length of hand lever mm	Part No.
Profile conductor cutter Compact	1000	850	52055684



A - 35.0 mm	A - 35.0 mm
B - 27.0 mm	B - 27.0 mm
C - 7.5 mm	C - 15.0 mm
D - 1.0 mm	D - 1.5 mm



Wiring conduit cutter

NEW



- ▶ Burr-free cutting even with halogen-free cable ducts
- ▶ 90° angle cutting
- ▶ Protects from injury when not in use

Characteristics

- Simple workbench mounting
- Maintenance free
- Cutting mechanism completely protected

Suitable for

- Standard and halogen-free plastic profile with 2.5 mm wall thickness and up to 125 mm width

Technical data		
Cutting width	125 mm	
Dimension	1460 x 250 x 990 mm	
Weight	10.5 kg	
Length of rail guide	1000 mm	
Length of hand lever	600 mm	
Wiring duct (wall thickness)	2.5 mm	
Item	Part No.	
Wiring conduit cutter	50125700	
Scope of supply	Part No.	Page
Hand lever		
Fixing device	50115537	
Measurement scale		


Cutting die

K18
SERIE

- ▶ For multi-stranded Al and Cu cables without armouring



Item	Cutting range	Part No.
Cutting die, 18 mm	18 mm	S18



QUICK AND CLEAN.

Greenlee tools for punching - exactly the right solution for accurate operations. Extreme reliability quickly achieves a burr-free result.





Punching

Round and special shape punches	416
Standard punch systems	418
Slug Buster® punch systems	420
Slug-Splitter® punch system for stainless steel	421
Speed-Punch™ punch system	422
Special shape punches	425
<hr/>	
Punching tools and sets	434
Speed Nut	436
Mechanical and hydraulic punching tools	436
Battery powered punching tool LS 60-L	438
Battery powered punching tool LS 50 Flex	439
Battery powered universal tools	440
Slug Buster® punch sets	447
Speed-Punch™ punch sets	449
Slug-Splitter® punch sets	451
Slug Buster® punching tools and sets	452
<hr/>	
Hole saws	456
HSS bi-metal hole saws	458
<hr/>	
Bits and step bits	464



PATENTED CLEAN SOLUTION - ROUND AND SPECIAL SHAPE PUNCH

Speed and innovation set our Greenlee products apart. With Speed Punch and Slug Splitter, you can work quickly and precisely in any application. Our commitment to your work.



In brief

- ▶ Long service life
- ▶ For aluminium and steel to 3.5 mm thick
- ▶ Threadless profile for quick replacement
- ▶ No jamming of the slug
- ▶ Threads require no maintenance



▶ Quick punching with Speed Punch

We make you faster. Time-saving operations are really easy with the Speed Punch profile. The threadless stamp profile is quickly changed via clamp technology - no more screwing the counter nut off and on! Which also means: Threads are care and maintenance-free. Punching is up to three-times quicker than before.

- Quick punching system: Punching up to 3 x quicker
- For aluminium and steel up to 3.5 mm thick
- Innovative clamp technology
- No more screwing the counter nut off and on
- Threads are now care and maintenance-free

Speed Punch video:
youtube.com/watch?v=0LJ7mHEgeow



▶ Slug Splitter: Automatic clean punching

We make it easy for you. The Slug Splitter separates punched slug remnants. You can fully concentrate on punching stainless steel, without delays due to time-consuming removal of punched slug remnants.

- Splits the punches into two parts for direct removal of punch slug remnants
- Longest service life due to high-quality stainless steel
- Suitable for use with all Greenlee punching hydraulics



▶ Square punch: Special-shaped punches

Displays and panels require appropriate square-shaped punching. The special punching stamp from Greenlee punches stainless steel and mild steel without leaving burrs. High-quality tool steel meets your requirements - in proven Greenlee quality.

- For mild steel (St37), plastic and aluminium to 3.0 mm thick and V2A stainless steel up to 1.5 mm
- Burr-free punching of display panels
- High-quality tool steel





Standard punch systems



► Ball bearing draw stud reduces operating force

Suitable for

- Mild steel (St37), plastic and aluminium up to 3.5 mm

Operation

- Manual / hydraulic

Predrilling

- Draw stud 9.5 mm dia., pilot drill 9.7 mm diameter 50360183
draw stud 19.0 mm dia., pilot drill 20.5 mm diameter 50344030

Scope of supply







- Complete system including punch, die and draw stud for manual operation

Additional information

- *50042181 Draw stud without ball-bearing

Punch size			Max. Material thickness	Individual parts for manual operation					Draw studs + Accessories for hydraulic units				Complete unit
True dimension	Standard size			mm (St37)	Punch	Die	Draw stud with ball bearing	Ball bearing nut	Spacer	Draw studs		Accessories	
	mm	Pg	ISO							Hand hydraulic 7804E, 7904E	Battery powered punch LS 50 FLEX LS 60 L	Hydr. pump 50159062 50250973	Adapter sleeves 19,0 / 28,6
12.7	PG 7		1.5	50069969	50042351	50042181							50024086
14.3			1.5	50042300	50042297	50042181							50024337
15.2	Pg 9		2.0	50213164	50320025	50000420							50211153
15.9			1.5	50042238	50042246	50042181						50339672	50024094
16.2		ISO 16	2.0	50351931	50351621	50000420			51300430		51300430	50339672	50351923
18.6			2.0	50177001	50320033	50000420			51300430		51300430	50339672	50188860
19.1			2.0	50039989	50039997	50000420			51300430		51300430	50339672	50206672
20.4	Pg 13	ISO 20	2.0	50176978	50320041	50000420			51300430		51300430	50339672	50188879
20.6			2.0	50042262	50042254	50000420			51300430		51300430	50339672	50206680
22.5	Pg 16		3.5	51040060	51147220	50000420			51300430		51300430	50339672	50225634
23.8			2.0	50042386	50042378	50000420			51300430		51300430	50339672	50253417
25.4		ISO 25	2.0	50039865	50351648	50000420			51300430		51300430	50339672	50206702
27.0			2.0	50042408	50042424	50000420			51300430		51300430	50339672	50253425
28.3	Pg 21		3.5	51040080	51069720	50040405			51300430		51300430	50339672	50225642
28.3	Pg 21		2.0	50368826	50320068	50000420			51300430		51300430	50339672	50369105
28.6			2.0	50039903	50039911	50000420			51300430		51300430	50339672	50206710
30.5			1.5	50362828	50362798	50000420			51300430		51300430	50339672	50365061
31.8			1.5	50040022	50040030	50000420			51300430		51300430		50206737
32.5	Pg 32		3.5	50244590	50351680	50040405			50318721		50318721		50244760
33.4			1.5	50065874	50065866	50000420			50318721		50318721		50253441
34.6			3.5	50040103	50040111	50040405			50318721		50318721		50225650
34.9			3.5	50047345	50047353	50040405			50318721		50318721		50254278
37.0	Pg 29		3.5	50183311	50320084	50040405			50318721		50318721		50188909
38.1			3.5	50047361	50070444	50040405			50318721		50381721		50254286
40.5		ISO 40	3.5	50244620	50351591	50040405			80318721		50381721		50244779



Punch size			Max. Material thickness mm	Individual parts for manual operation					Draw studs + Accessories for hydraulic units				Complete unit 	
True dimension	Standard size			mm (St37)						Draw studs				Accessories
	mm	Pg	ISO							Punch	Die	Draw stud with ball bearing	Ball bearing nut	Spacer
41.3			3.5	50042513	50042505	50040405				50318721		50381721		50253492
43.2			3.5	51069740	50040138	50040405				50318721		50318721		50225669
44.5			3.5	50042572	50042564	50040405				50318721		50318721		50253506
47.0			3.5	50176870	51320090	50040421				50318721		50318721		50188917
47.6			3.5	50042483	50042491	50040421				50318721		50318721		50253514
49.6			3.5	50069780	50040618	50040421				50318721		80318721		50225677
50.8		ISO 50	3.5	50042327	50351613	50040421				50318721		50318721		50206761
54.0	Pg 42		3.5	50042459	50361732	50040421				50318721		50318721		50206788
57.2			3.5	50040588	50040596	50040421				50318721		50318721		50253603
60.0	Pg 48		3.5	50176900	50320114	50040421				50318721		50318721		50188925
61.5			3.5	50040626	50040634	50040421				50318721		50318721		50225685
63.5		ISO 63	3.5	50042343	50042335	50041886				50318721		50318721		50206796
66.7			3.5	50042521	50069977	50041886	50041878				52045040	52045040		50212141
69.9			3.5	50042475	50042467	50041886	50041878				52045040	52045040		50253611
70.6			3.5	50024450	50024434	50040421	50041878				52045040	52045040		50253832
74.0			3.5	50041754	50041770	50041886	50041878				52045040	52045040		50199757
76.2			3.5	50042599	50042580	50041886	50041878				52045040	52045040		50253727
79.4			3.5	50063634	50063626	50041886	50041878				52045040	52045040		50254030
82.0			3.5	50189050	50189069	50041886	50041878				52045040	52045040		50186353
89.8			3.5	50041800	50041835	50041886	50041878				52045040	52045040		50199765
95.3			3.5	50052659	50052667	50041886	50041878				52045040	52045040		50212168
102.7			3.5	50046535	50046527	50046799	50046853	50046861			52045040	52045040	50031708	50199773
115.4			3.5	50046551	50046543	50046799	50046853	50046861			52045040	52045040	50031708	50199781
120.0			3.5	50214896	50214918	50046799	50046853	50046861			52045040	52045040	50031708	50215191
143.7			3.5	50054473	50054481	50046799	50046853	50046861			52045040	52045040	50031708	50199803



Slug Buster® punch system



- ▶ For quick, clean, effortless and burr-free holes
- ▶ Split slugs fall free and can be removed easily

Suitable for

- Mild steel (St37), plastic and aluminium up to 3.5 mm

Operation

- Manual / hydraulic

Predrilling






- Draw stud 9.5 mm dia., pilot drill 9.7 mm diameter 50360183
draw stud 19.0 mm dia., pilot drill 20.5 mm diameter 50344030

Scope of supply

- Complete system including punch, die and draw stud for manual operation

Additional information

- 50042181 Draw stud without ball-bearing

Punch size			Max. Material thickness	Individual parts for manual operation			Draw studs + Accessories for hydraulic units		Complete unit
True dimension	Standard size								
mm	Pg	ISO	mm (St37)	Punch	Die	Draw stud with ball bearing	Hand hydraulic 7804E 7904E	Battery powered punch LS 50 FLEX LS60 L	Part No.
12.5	Pg 7	ISO 12	1.5	50067281	50067290	50042181			50067273
15.2	Pg 9		2.0	50319698	50320025	50000420	51300430	51300430	50319892
16.2		ISO 16	2.0	50351630	50351621	50000420	51300430	51300430	50351770
18.6	Pg 11		2.0	50319701	50320033	50000420	51300430	51300430	50319906
20.4	Pg 13	ISO 20	2.0	50319710	50320041	50000420	51300430	51300430	50319914
22.5	Pg 16		2.0	50317563	51147220	50000420	51300430	51300430	50319620
25.4		ISO 25	2.0	50351656	50351648	50000420	51300430	51300430	50351788
28.3	Pg 21		3.0	50317571	50069721	50040405	50318721	52045040	50319639
28.3	Pg 21		2.0	50319736	50320068	50000420	51300430	51300430	50319930
30.5			2.0	50362844	50362798	50000420	51300430	51300430	50365088
30.5			3.5	50602373	50362780	50040405	50318721	52045040	50602462
32.5		ISO 32	3.5	50351699	50351680	50040405	50318721	52045040	50351796
34.6			3.5	50317580	50040111	50040405	50318721	52045040	50319647
37.0	Pg 29		3.5	50319752	50320084	50040405	50318721	52045040	50319957
40.5		ISO 40	3.5	50351583	50351591	50040405	50318721	52045040	50351800
43.2			3.5	50317598	50040138	50040405	50318721	52045040	50319655
47.0	Pg 36		3.5	50319760	51320090	50040421	50318721	52045040	50319965
49.6			3.5	50317601	50040618	50040421	50318721	52045040	50319663
50.8		ISO 50	3.5	50351605	50351613	50040421	50318721	52045040	50351818
54.0	Pg 42		3.5	50361724	50361732	50040421	50318721	52045040	50361716
60.0	Pg 48		3.5	50319787	50320114	50040421	50318721	52045040	50319981
61.5			3.5	50317610	50040634	50040421	50318721	52045040	50319671
64.0		ISO 63	3.5	50351672	50351664	50040421	50318721	52045040	50351826



SLUG SPLITTER[®] punch system (stainless steel)



- ▶ Special alloy for maximum service life
- ▶ Split slugs fall free and can be disposed of easily

Suitable for

- Stainless steel (V2A), mild steel (St37), plastic and aluminium up to 3.5 mm thick

Operation

- Hydraulic

Predrilling





- Draw stud 11.1 mm dia., pilot drill 12.7 mm diameter 50344102
draw stud 19.0 mm dia., pilot drill 20.5 mm diameter 50344030

Scope of supply

- Complete system including punch and die

Additional information

- * = Slug Splitter SC[®] - self-centring

Punch size		Max. Material thickness	Individual parts for manual operation		Draw studs	Complete unit
True dimension	Standard size					
mm	Pg ISO	mm (V2A)	Punch	Die	Pump, hand and battery powered	Part No.
15.2	Pg 9	2.5	50311174	50311263	50294512	50069519
16.2		2.5	50045997	50045989	50294512	50069527
18.6	Pg 11	2.5	50311190	50311280	50294512	50069535
20.4	Pg 13	2.5	50311204	50311298	50294512	50069543
22.5	Pg 16	3.5	50281542	50281550	50294512	50069551
25.4		3.5	50046020	50046012	50294512	50069560
28.3	Pg 21	3.5	50281569	50281577	50294520	50069578
30.5		3.5	50364901	50364898	50294520	50069586
32.5		3.5	50046055	50046039	50294520	50069594
34.6		3.5	50281585	50281593	59294520	
37.0	Pg 29	3.5	50311220	50311352	50294520	50069608
40.5		3.5	50046080	50046071	50294520	50069616
43.2		3.5	50281607	50281615	50294520	
47.0	Pg 36	3.5	50311239	50311310	50294520	50069624
49.6		3.5	50281623	50281631	50294520	
50.8		3.5	50046110	50046098	50294520	50069632
54.0	Pg 42	3.5	50311247	50311328	50294520	50069640
60.0	Pg 48	3.5	50311255	50311336	50294520	50069659
61.5		3.5	50281658	50281666	50294520	
64.0		3.5	50046144	50046136	50294520	50069667



Speed Punch™ punch system



- ▶ Innovative threadless punch profile
- ▶ Easy and quick handling as the screwing and unscrewing of the counter nut is not required

Suitable for

- Mild steel (St37), plastic and aluminium up to 3.5 mm

Operation

- Hydraulic

Predrilling

- Draw stud 9.5 mm dia.; pilot drill 9.7 mm dia.
draw stud 19.0 mm dia.; pilot drill 20.5 mm dia.

Scope of supply

- Complete system including punch and die

Additional information

Counter nuts and draw studs must be ordered separately, they are not included in scope of supply

Punch size			Max. Material thickness	Individual parts		Draw studs	Speed lock	Complete unit (Punch and die)	
True dimension	Standard size								
mm	PG	ISO	mm (St37)	Punch	Die	(not included)	(not included)	Part No.	
16.2		ISO 16	3.5	52066021	52066022	52066001	52066002	52055431	
20.4	PG 13	ISO 20	3.5	52066023	52066024	52066001	52066002	52055432	
22.5	PG 16		3.5	52065998	52065999	52066001	52066002	52055433	
25.4		ISO 25	3.5	52066025	52066026	52066001	52066002	52055434	
32.5		ISO 32	3.5	52066027	52066028	52047818	52047817	52055435	
40.5		ISO 40	3.5	52066029	52066030	52047818	52047817	52055436	
50.8		ISO 50	3.5	52066031	52066032	52047818	52047817	52055437	
64.0		ISO 63	3.5	52066033	52066034	52047818	52047817	52055438	
Accessories								Part No.	Page
Speed Lock und Draw studs 9.5 mm für ISO 16/20/25 und PG 16								52055439	
Speed Lock und Draw studs 19.0 mm für ISO 32/40/50/63								52055440	



Draw studs with manual drivers


► High wear resistance

Order info

- To increase the service life, we recommend greasing the draw studs with Greenlee installation paste no. 50115472
- Sizes given are diameter x length
- Subject to tolerance deviations




Size	Part No.
28.6 x 190 mm	50046799



Size	Part No.
19 x 140 mm	50041886



Size	Part No.
19 x 75 mm	50040421



Size	Part No.
9.5 x 40 mm	50000420

Size	Part No.
6.5 x 35 mm	50042181



Size	Part No.
19 x 55 mm	50040405




Punching

Round and special shape punches

Draw studs for hydraulic drivers

Order info

- To increase the service life, we recommend greasing the draw studs with Greenlee installation paste no. 50115472
- Sizes given are diameter x length
- Subject to tolerance deviations



Adapter

Size	Part No.
19 x 48 mm (Innen 9.5 mm)	50339672
19 x 48 mm (Innen 6.3 mm)	50601148
19 x 48 mm (Innen 12.7 mm)	50601679



Size	Part No.
28.6 x 76 mm	50031708



Size	Part No.
9.5 x 71 mm	51300430



Size	Part No.
19 x 105 mm	50318721



Size	Part No.
19 x 140 mm for Slug Splitter®	50294520



Size	Part No.
11.1 x 108 mm for Slug Splitter®	50294512



Size	Part No.
9.5 mm to 19 mm, 122 mm	52042827



Rectangular punch



Suitable for

- Mild steel (St37), plastic and aluminium to 3.0 mm and V2A 1.5 mm
- Punching of burr-free openings

Operation

- Manual / hydraulic

Predrilling

- 9.7 mm dia. pilot drill 50360183
- 12.7 mm dia. pilot drill 50344102
- 15.9 mm dia. pilot drill 50344030
- 30.2 mm dia. 50364146

Scope of supply

- Punch unit including punch, die, draw stud, counter nut and ball-bearing nut


Additional information

- * = only for use with hydraulic punch drivers 50159062, 50250973, LS60L and LS50FLEX
- ** = only for use with hydraulic punch drivers 50159062, 50250973 and LS50FLEX

Punch size A x B	Max. Material thickness	Operating mode	Individual parts f. manual operation					Adapter for hydr. punch driver	Mounting hole-dia.	Complete unit
			Punch	Die	Draw studs	Ball bearing nut	Counter nut			
mm	mm (St37)							Part No.	mm	Part No.
11.1 x 22.2	1.5	Hand/hydr.	50600265	50600273	50601156	50601202	50052446	50601148	9.7	50600257
17.0 x 19.0	2.0	Hand/hydr.		50600303	52020113	50347330	50046381	50339672	12.7	50610281
19.1 x 29.0	2.0	Hand/hydr.	50600320	50600338	50601172	50601652	50602586	50601679	15.9	50600311
19.1 x 33.3	2.0	Hand/hydr.	50600354	50600362	50601172	50601652	50602586	50601679	15.9	50600346
21.9 x 25.9	2.0	Hand/hydr.	50600389	50600397	50601172	50601652	50602586	50601679	15.9	50600370
22.0 x 30.0	2.0	Hand/hydr.	50600419	50600427	50601172	50601652	50602586	50601679	15.9	50600400
22.0 x 42.0	2.0	Hand/hydr.	50600451	50600460	50601172	50601652	50602586	50601679	15.9	50600435
25.1 x 29.0	2.0	Hand/hydr.	50600486	50600494	50601172	50601652	50602586	50601679	15.9	50600478
31.8 x 35.1	2.0	Hand/hydr.	50600516	50600524	50601172	50601652	50602586	50601679	15.9	50600508
29.0 x 71.0	3.0	Hydr.			52045298		52045300		28.6	52045296
30.0 x 90.0	3.0	Hydr.			52045298		52045300		28.6	52045297
33.3 x 66.7	3.0	Hydr.	50600540	50600559	50601180		50602357		30.2	50600532
35.0 x 52.0	3.0	Hydr.	50600575	50600583	50601180		50602357		30.2	50600567
35.0 x 65.0	3.0	Hydr.	50600605	50600613	50601180		50602357		30.2	50600591
35.0 x 82.0	2.0	Hydr.*	50600630	50600648	50601180		50602357		30.2	50600621
35.0 x 112.0	2.0	Hydr.*	50600664	50600672	50601180		50602357		30.2	50600656
46.0 x 92.0	3.0	Hydr.*	50600699	50600702	50601180		50602357		30.2	50600680
57.2 x 88.9	3.0	Hydr.*	50600729	50600737	50601180		50602357		30.2	50600710
68.0x138.0	2.0	Hydr.**	50600753	50600761	50601180		50602357		30.2	50600745



Square punch



Suitable for

- Mild steel (St37), plastic and aluminium to 3.0 mm and V2A 1.5 mm
- Punching of burr-free openings

Operation

- Manual / hydraulic

Predrilling

- 9.7 mm dia. pilot drill 50360183
- 12.7 mm dia. pilot drill 50344102
- 15.9 mm dia. pilot drill 50344030
- 30.2 mm dia. 50364146

Scope of supply

- Punch unit including punch, die, draw stud, counter nut and ball-bearing nut

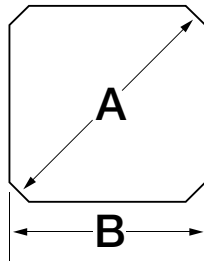

Additional information

- * = only for use with hydraulic punch drivers 50159062, 50250973, LS60L and LS50FLEX
- ** = only for use with hydraulic punch drivers 50159062 and 50250973

Punch size A x B	Max. Material thickness	Operating mode	Individual parts for manual operation					Adapter for hydr. punch driver	Mounting hole-dia. mm	Complete unit
			Punch	Die	Draw studs	Ball bearing nut	Counter nut			
mm	mm (St37)									
			Part No.	Part No.	Part No.	Part No.	Part No.	Part No.	mm	Part No.
12.7 x 12.7	1.5	Hand/hydr.	50600028	50600036	50601156	50601202	50052446	50601148	9.5	50600010
15.9 x 15.9	2.0	Hand/hydr.			52020113	50347330	50046381	50339672	12.7	50610045
19.1 x 19.1	2.0	Hand/hydr.	50600087	50600095	52020113	50347330	50046381	50339672	12.7	50610076
22.4 x 22.4	2.0	Hand/hydr.			52020113	50347330	50046381	50339672	12.7	50610106
24.0 x 24.0	2.0	Hand/hydr.	50600141	50600150	52020113	50347330	50046381	50339672	12.7	50610137
25.4 x 25.4	2.0	Hand/hydr.	50600176	50600184	50601172	50601652	50602586	50601679	15.9	50600168
45.0 x 45.0	3.0	Hydr.	50767640	50767657	52046100		52046101		30.2	50115723
46.0 x 46.0	3.0	Hydr.	50600206	50600214	50601180		50602357		30.2	50600192
50.8 x 50.8	3.0	Hydr.	50601695	50601709	50601180		50602357		30.2	50601687
68.0 x 68.0	3.0	Hydr.	52055423	50601733	50601180		50602357		30.2	50601717
92.0 x 92.0	3.0	Hydr.*		50601768	50601180		50602357		30.2	50601741
104.8 x 104.8	2.0	Hydr.*	50601784	50601792	50601180		50602357		30.2	50601776
138.0 x 138.0	2.0	Hydr.**	50600230	50600249	50601180		50602357		30.2	50602349



Special square punch with flattened corners



Suitable for

- Mild steel (St37), plastic and aluminium to 2.0 mm
- Punching of burr-free openings

Operation

- Manual / hydraulic

Predrilling

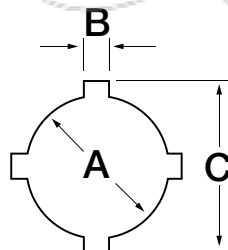
- 12.7 mm dia pilot drill 50344102

Scope of supply

- Punch unit including punch, die, draw stud, counter nut and ball-bearing nut

Punch size A x B	Max. Material thickness	Operating mode	Individual parts for manual operation					Adapter for hydr. punch driver	Mounting hole-dia. mm	Complete unit
			Punch	Die	Draw studs	Ball bearing nut	Counter nut			
mm	mm (St37)							Part No.	mm	Part No.
22.5 x 20.1	2.0	Hand/hydr.	50611264	50601271	52020113	50347330	50046381	50339672	12.7	50611257

Round punch with four anti-rotation tabs



Suitable for

- Mild steel (St37), plastic and aluminium to 3.0 mm

Operation

- Manual / hydraulic

Predrilling

- 15.9 mm dia. pilot drill 50344030

Scope of supply

- Punch unit including punch, die, draw stud, counter nut and ball-bearing nut

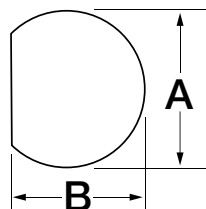
Punch size A x B x C	Max. Material thickness	Operating mode	Individual parts for manual operation					Adapter for hydr. punch driver	Mounting hole-dia. mm	Complete unit
			Punch	Die	Draw studs	Ball bearing nut	Counter nut			
mm	mm (St37)							Part No.	mm	Part No.
22.5 x 3.2 x 25.4	2.0	Hand/hydr.	50602390	50602500	50601172	50601652	50602586	50601679	15.9	50602381
30.5 x 4.8 x 36.0	3.0	Hand/hydr.	50602438	50602497	50601172	50601652	50602586	50601679	15.9	50602420



Punching

Round and special shape punches

„D“ shaped punch



Suitable for

- Mild steel (St37), plastic and aluminium to 2.0 mm

Operation

- Manual / hydraulic

Predrilling

- 12.7 dia. mm pilot drill 50344102

Scope of supply

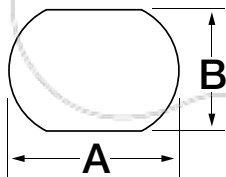
- Punch unit including punch, die, draw stud, counter nut and ball-bearing nut

Additional information

- * 50610809 and 50610830 available only as punch unit

Punch size A x B	Max. Material thickness	Operating mode	Individual parts for manual operation					Adapter for hydr. punch driver	Mounting hole-dia. mm	Complete unit
			Punch	Die	Draw studs	Ball bearing nut	Counter nut			
mm	mm (St37)							Part No.	mm	Part No.
12.7 x 11.9	2.0	Hand/hydr.	50600788	51600790	50601156	50601202	50052446	50601148	9.5	50600770
15.9 x 15.1	2.0	Hand/hydr.			50344218	50347330	50046381	50339672	12.7	50610809
19.1 x 17.9	2.0	Hand/hydr.			50344218	50347330	50046381	50339672	12.7	50610830

Double „D“ shaped punch



Suitable for

- Mild steel (St37), plastic and aluminium to 2.0 mm

Operation

- Manual / hydraulic

Predrilling

- 15.9 mm dia. pilot drill 50344030

Scope of supply

- Punch unit including punch, die, draw stud, counter nut and ball-bearing nut

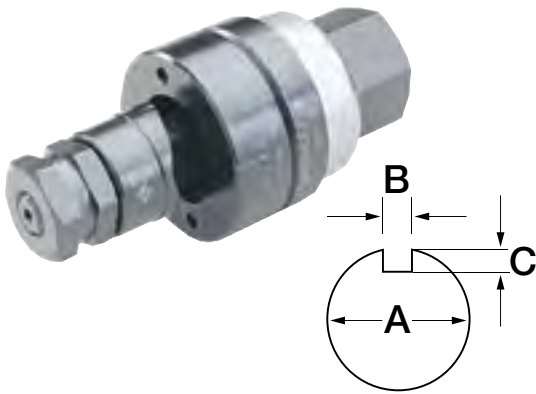
Additional information

- All punches available only as punch unit

Punch size A x B	Max. Material thickness	Operating mode	Individual parts for manual operation					Adapter for hydr. punch driver	Mounting hole-dia. mm	Complete unit
			Punch	Die	Draw studs	Ball bearing nut	Counter nut			
mm	mm (St37)							Part No.	mm	Part No.
19.5 x 16.3	2.0	Hand/hydr.			52020113	50347330	50046381	50339672	12.7	50610861
20.2 x 17.6	2.0	Hand/hydr.			52020113	50347330	50046381	50339672	12.7	50610892
23.2 x 19.2	2.0	Hand/hydr.			52020113	50347330	50046381	50339672	12.7	50610922
23.2 x 20.2	2.0	Hand/hydr.			52020113	50347330	50046381	50339672	12.7	50610953
34.9 x 28.6	2.0	Hand/hydr.			50601660	50601652	50602586	50601679	23.8	50600982



Keyway punch



Suitable for

- Mild steel (St37), plastic and aluminium to 2.0 mm

Operation

- Manual / hydraulic

Predrilling

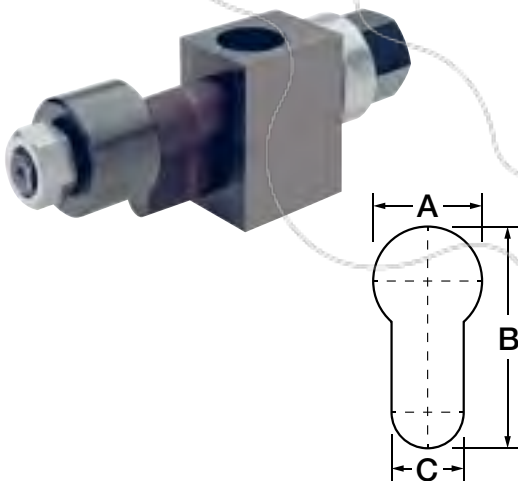
- 23.8 mm dia. pilot drill 50300083

Scope of supply

- Punch unit including punch, die, draw stud, counter nut and ball-bearing nut

Punch size A x B x C	Max. Material thickness	Operating mode	Individual parts for manual operation					Adapter for hydr. punch driver	Mounting hole-dia. mm	Complete unit
			Punch	Die	Draw studs	Ball bearing nut	Counter nut			
mm	mm (St37)							Part No.		Part No.
12.2 x 1.4 x 0.8	1.5	Hand/hydr.	51601020	51601030	50601156	50601202	50052446	50601148	9.5	50601016
29.7 x 3.1 x 2.5	2.0	Hand/hydr.	51601050	51601060	50601660	50601652	50602586	50601679	23.8	50601040
32.1 x 4.0 x 2.5	2.0	Hand/hydr.	51601080	51601090	50601660	50601652	50602586	50601679	23.8	50601075
33.7 x 2.6 x 2.5	2.0	Hand/hydr.	51601110	50601121	50601660	50601652	50602586	50601679	23.8	50601105

Profile cylinder punch



Suitable for

- Mild steel (St37) up to 2.0 mm and aluminium up to 3.5 mm thick

Operation

- Manual / hydraulic

Predrilling

- 12.7 mm dia. pilot drill 50344102

Scope of supply

- Punch unit including punch, die, draw stud, counter nut and ball-bearing nut

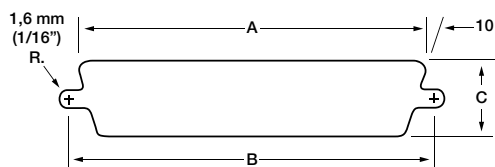
Punch size A x B x C	Max. Material thickness	Operating mode	Individual parts for manual operation						Adapter for hydr. punch driver	Mounting hole-dia. mm	Complete unit
			Punch	Die	Draw studs	Ball bearing nut	Counter nut	Spacer bushing			
mm	mm (St37)								Part No.	mm	Part No.
17.0 x 33.3 x 10.5	2.0	Hand/hydr.	50053027	50053035	50053043	50347330	90500113	50053051	50339672	12.7	50053078



Punching

Round and special shape punches

Sub-Min „D“ punch



Suitable for

- Mild steel (St37) up to 2.0 mm and aluminium up to 3.5 mm thick
- Front or rear mounting

Operation

- Manual / hydraulic

Predrilling

- 12.7 mm dia. pilot drill 50344102

Scope of supply

- Punch unit including punch, die, draw stud, counter nut and ball-bearing nut

Standard	Number Pole	Operating mode	Dimension			Individual parts for manual operation			Adapter for hydr. punch driver	Complete unit
			A mm	B mm	C mm	Draw studs	Ball bearing nut	Counter nut	Part No.	Part No.
229	9	Hand/hydr.	20.0	24.9	11.9				50339672	 50344366
231	15	Hand/hydr.	28.6	33.3	11.9				50339672	50344374
RS232	25	Hand/hydr.	42.0	47.1	11.9				50339672	50344200
234	37	Hand/hydr.	58.3	63.4	11.9				50339672	50344293
238	50	Hand/hydr.	55.9	61.0	14.7				50339672	50344447



Special shape punch for heavy duty connectors with 4 centre mark points



Characteristics

- Rectangular punches for heavy duty connectors feature a drilling jig built into the die, for drilling the 4 locating holes.

Suitable for

- Mild steel (St37) to 3.0 mm thick and aluminium to 3.5 mm

Operation

- Hydraulic

Predrilling

- 30.2 mm dia. pilot drill 50364146

Scope of supply

- Punch unit including punch, die, draw stud and counter nut

Item	Punch size A x B mm	Max. Material thickness mm	Operating mode	Individual parts for manual operation		Mounting hole-dia. mm	Complete unit Part No.
				Draw studs	Counter nut		
Special shaped punch for heavy duty connectors, 6-pin, 36 x 52 mm	36.0 x 52.0	3.0	Hydraulic	52046100	52046101	30.2	52033816
Special shaped punch for heavy duty connectors, 10-pin, 36 x 65 mm	36.0 x 65.0	3.0	Hydraulic	52046100	52046101	30.2	52033817
Special shaped punch for heavy duty connectors, 16-pin, 36 x 86 mm	36.0 x 86.0	3.0	Hydraulic	52046100	52046101	30.2	52033818
Special shaped punch for heavy duty connectors, 24-pin, 36 x 91 mm	36.0 x 91.0	3.0	Hydraulic	52046100	52046101	30.2	52033819
Special shaped punch for heavy duty connectors 36 x 112 mm	36.0 x 112.0	3.0	Hydraulic	52046100	52046101	30.2	52033820
Special shaped punch for heavy duty connectors 46 x 86 mm	46.0 x 86.0	3.0	Hydraulic	52046100	52046101	30.2	52033831
Special shaped punch for heavy duty connectors 46 x 112 mm	46.0 x 112.0	3.0	Hydraulic	52046100	52046101	30.2	52033832
Special shaped punch HAN Yellock [®] 30 with 4 centre mark points 47.2 x 56.4 mm	47.2 x 56.4	3.0 / 3.0 VA	Hydraulic	52046100	52046101	30.2	52058591
Special shaped punch HAN Yellock [®] 30 with 4 centre mark points 47.2 x 85.5 mm	47.2 x 85.5	3.0 / 3.0 VA	Hydraulic	52046100	52046101	30.2	52058592



Punching

Round and special shape punches

Draw studs for shaped punch

Order info

- To increase the service life, we recommend greasing the draw studs with Greenlee installation paste no. 50115472
- Sizes given are diameter x length
- Subject to tolerance deviations



Size	Part No.
12.7 x 117 mm	50601660

Size	Part No.
12.7 x 117 mm	50601172

Size	Part No.
9.5 x 93 mm	50601130

Size	Part No.
9.5 x 95 mm	51601160

Size	Part No.
9.5 x 88 mm	52020113

Size	Part No.
6.3 x 87 mm	50601156

Size	Part No.
19 x 171 mm	50601180

Size	Part No.
9.5 x 135 mm	50053043



SAVE TIME AND MONEY - WITH EVERY PUNCH!

From the leaders in knockout technology comes the new SPEED PUNCH™ System. The patent pending “no-thread” design eliminates cross-threading, while the innovative SPEED LOCK mechanism quickly secures the punch in place. This means longer tool life and faster punches, saving you time and money on the job. SPEED PUNCH™ is available in ISO 16 to ISO 63 and PG 16 metric sizes and two kit configurations.



UP TO
3X
FASTER

**SPEED
PUNCH**

▶ Speed Punch - saves time and money

- SPEED LOCK mechanism quickly secures the entire system in place: Punch more holes in less time.
- “No-thread” punch design quickly and easily slides on/off draw stud.
- The fastest punch system on the market today.
- Matched die heights eliminate need for additional spacers.
- Fewer extra parts to lose on the job site.
- No more thread damage and costly down time.

▶ Simplified punching processes

- Standard draw stud end
- Works with your existing hydraulic and battery-operated punch drivers.

LS50 FLEX

- ▶ In combination with the hydraulic punching tool LS 50 Flex it represents the state of the art in performance and speed.



THE ADVANTAGE IN PUNCHING - PUNCHING TOOLS AND SETS

Greenlee punching tools are quick. No matter whether for straight punchings in steel (St37) and stainless steel or confined areas with swivelling head: Greenlee equips you with the right set for every situation. Combined with the Speed Punch, the quickest and most-efficient punching system in our range puts you in pole position. Take the lead in punching!

**NEXT
GENERATION**

In brief

- ▶ Always ready for use due to short battery-charging times
- ▶ Heads rotatable through 360° for optimised work ergonomics
- ▶ No fatigue due to low weight
- ▶ 3x quicker punching with the Speed Punch system





▶ **The fast one: LS 50 FLEX**

The LS 50 FLEX is not just fast. It is integrally designed and produced. It is fully re-charged and ready for use in just 22 minutes. Ergonomic design and a balanced centre of gravity support you when working over long periods of time. The head rotates through 360° and reliably punches in confined areas. Combine the LS 50 FLEX with the Speed Punch system for even faster operations. There's no faster punching than this.

- Can be used for steel (St37) and stainless steel
- Ergonomic design for effortless operations
- Automatic final switch-off for even longer service life of the hole punch
- 22 min. to recharge the battery
- Integrated LED illuminates the work position
- Head rotates through 360°
- Can be combined with Speed Punch punch system for maximum punch speed



Speed Punch video:
youtube.com/watch?v=0LJ7mHEgeow



▶ **Speed Punch set**

Punching is up to three times quicker with the Speed Punch. The threadless stamp profile can be quickly replaced via a clamp technology - no more screwing the counter nut on and off. The set contains everything you need for the Speed Punch.

- Speed Punch set ISO 16 - 63, including accessories for hydraulic activation
- For all standard steel sheet
- High-quality plastic transport case for optimum product protection

▶ **Slug Buster[®] set ISO 16 - 40**

The Slug Buster from Greenlee separates the punch remnants automatically so that they fall from the die by themselves. No jamming or time-consuming removal of the punch remnants. The set comprises all components of the punching system.

- Slug Buster system including accessories
- Including ratchet wrench for manual activation
- Pilot drill included
- High-quality plastic transport case for optimum product protection



Speed Nut complete set



▶ Up to 3-times faster than conventional punching tools

Characteristics

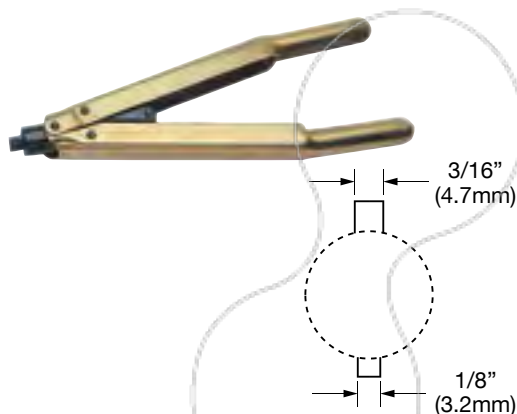
- Compatible with all Greenlee hand-operated and battery powered hydraulic punches
- Easy and quick handling as the screwing up and screwing down of the counter nut is not required

Suitable for

- Square punches from 46 x 46 mm and rectangular punches from 33.3 x 66.7 mm

Item	Part No.	
Speed Nut complete set	SLSN34	
Scope of supply	Part No.	Page
Speed Nut draw stud	SLSNDS34	
Quick-action bayonet coupling	SLSNN34	

Keyway punch



▶ Time-saving punching of slots for anti-twist protected parts
 ▶ Long service life

Suitable for

- Mild steel (St37) to 3 mm thick
- Manual operation

Item	Part No.	
Keyway punch	50265342	
Accessories	Part No.	Page
Spare punch for keyway punch	50265369	
Spare die for keyway punch	50265385	

Hydraulic punch driver Quick Draw™ 7804E



▶ Ideal for fast, straight-on front panel punching
 ▶ Compact design
 ▶ Very robust

Characteristics

- Hand hydraulic punch driver with straight head

Suitable for

- Special shape punches up to a maximum size of 68 x 68 mm or 35 x 65 mm
- Round punches up to ISO 63 (64 mm dia.)

Additional information

- Accompanying draw studs to 64 mm ST37 are suitable

Technical data		
Dimension	321 x 110 x 70 mm	
Punching force	80 kN	
Weight	2.5 kg	
Item	Part No.	
Quick Draw™ 7804E	50342916	
Scope of supply	Part No.	Page
Hand hydraulic punch 7804E	50342886	
Draw stud for punch with hydraulic operation 9.5 x 71 mm	51300430	
Draw stud for hydraulic operation 19.0 x 105 mm	50318721	
Spacer, short	50032488	
Adapter 19.0 x 48 mm with internal thread 9.5 mm	50339672	426
Plastic case	50352024	



Hydraulic punch Quick Draw 90™ 7904E



- ▶ Ideal for fast, straight-on front panel punching
- ▶ Head rotates 180° for maximum flexibility
- ▶ Very robust

Characteristics

- Compact design
- Hand hydraulic punch driver with 90° head

Suitable for

- Special shape punches up to a maximum size of 68 x 68 mm or 35 x 65 mm
- Round punches up to ISO 63 (64 mm dia.)

Additional information

- Accompanying draw studs to 64 mm ST37 are suitable

Technical data

Dimension 312 x 110 x 65 mm

Punching force 80 kN

Weight 3.4 kg

Item	Part No.	
Quick Draw 90™ 7904E	50342991	
Scope of supply	Part No.	Page
Hand hydraulic punch 7904E	50337866	
Draw stud for punch with hydraulic operation 9.5 x 71 mm	51300430	
Draw stud for hydraulic operation 19.0 x 105 mm	50318721	426
Spacer, short	50032488	
Adapter 19.0 x 48 mm with internal thread 9.5 mm	50339672	426
Plastic case	50352024	

Manual hydraulic punch



- ▶ Flexible head for multi-purpose use even in confined areas

Characteristics

- Rotatable/Swivel

Suitable for

- Special shape punches up to a maximum size of 68 x 68 mm or 35 x 65 mm
- Round punches up to ISO 63 (64 mm dia.)

Additional information

- Hand-operated hydraulic punch incl. draw stud, pilot drill and spacer in plastic case
- Without hole
- Accompanying draw studs to 64 mm ST37 are suitable

Technical data

Dimension 340 x 150 x 85 mm

Punching force 80 kN

Weight 2.2 kg

Revolving/rotatable 360°

Item	Part No.	
Manual hydraulic punch	52033843	
Scope of supply	Part No.	Page
Draw stud for hydraulic operation 9.5 mm to 19 mm, 122 mm	52042827	
HSS Co5 step bit	52049371	
Spacer, short	50032488	
Plastic case		



LS 60-L Battery powered hydraulic punching tool



- ▶ High flexibility using rotating head
- ▶ Automatic stop makes the punching tools last longer
- ▶ Lithium-ion technology allows long operating times and short recharging times

Characteristics

- Electronic control and monitoring of operation
- Simple and safe: One-button operating concept for controlling all tool functions
- Comfortable and secure one-hand operation thanks to 2-component plastic housing with soft grips
- Balanced centre of gravity for easy handling and effortless operations
- LED for work area illumination
- Powerful 18 V Li-Ion battery - high capacity, short charging time
- Energy saving function with motor cut-out after successful operation
- Manual retract as required
- Multifunction LED for maintenance display and charge status display of the battery
- Environmentally-friendly hydraulic oil, quickly biodegradable

Suitable for

- A punch size from 104.8 x 104.8 mm
- Round punch up to 95.3 mm

Technical data	
Punching force	60 kN
Weight	4.0 kg
Battery capacity	RAL2 / BL1830: 3 Ah
Charging time	RAL2 / BL1830: 22 min.
Punching time	5 s at 22.5 mm dia., 3 mm mild steel 12 s at 61.5 mm dia., 3 mm mild steel
Ambient temperature	-15 °C up to +40 °C
Head outside diameter	73 mm
Dimensions	325 x 285 x 80 mm
Punching capacity	90 punches/battery at 22.5 mm dia. and 3.5 mm mild steel 170 punches/battery at 2.5 mm dia. and 3.5 mm mild steel 250 punches/battery at 22.5 mm dia. and 2.5 mm mild steel

Item	Part No.	
LS 60-L Battery powered hydraulic punching tool	LS60L	
Scope of supply	Part No.	Page
Draw stud for punch with hydraulic operation 9.5 x 71 mm	51300430	
Draw stud for hydraulic operation 19.0 x 105 mm	50318721	426
Spacer, short	50032488	
Adapter 19.0 x 48 mm with internal thread 9.5 mm	50339672	426
HSS Co5 step bit	52049371	
KKLS60LGL Plastic case	KKLS60LGL	
Makita quick-charger for 18 V Li-Ion battery	LGL1	494
Makita battery 18 V / 3.0 Ah, Li-Ion (54 Wh)	RAL2	491
Accessories	Part No.	Page
18 V mains adapter for 230 V Voltage	NG2230	376

LS 50 FLEX battery powered hydraulic punching tool



- ▶ High flexibility using 360° rotating head
- ▶ An integrated pressure sensor increases the service life of the hole punch
- ▶ Automatic stop makes the punching tools last longer

Characteristics

- Choose your battery system: Bosch or Makita
- All data can be easily read via Bluetooth
- Balanced centre of gravity for easy handling and effortless operations
- LED for work area illumination
- Energy saving function with motor cut-out after successful operation
- Manual retract as required
- Always ready-to-use thanks to battery charge and service display

Suitable for

- A punch size from 104.8 x 104.8 mm
- Round punch up to 143.7 mm

Technical data	
Punching force	60 kN
Weight	2.1 kg
Charging time	15 min.
Punching time	5 s at 22.5 mm dia., 3 mm mild steel 6 s at 63.5 mm dia., 3 mm mild steel
Ambient temperature	-15 °C up to +40 °C
Dimensions	340 x 115 x 80 mm
Punching capacity	120 punch operations at 22.5 mm dia., 3.4 mm mild steel 190 punch operations at 22.5 mm dia., 3 mm mild steel 280 punch operations at 22.5 mm dia., 2.5 mm mild steel

Item	Part No. Bosch	Part No. Makita	
LS 50 FLEX battery powered hydraulic punching tool	LS50FLEXCFB	LS50FLEXCFM	
Lieferumfang			Page
Bosch battery 18 V / 2.0 Ah, Li-Ion	RALB1EU		492
Bosch quick-charger for 18 V Li-Ion battery	LGLB1EU		494
Makita battery 18 V / 1.5 Ah, Li-Ion		RAL1	491
Makita quick-charger for 18 V Li-Ion battery		LGL1	494
Draw stud for hydraulic operation 19.0 x 105 mm	50318721	50318721	426
Spacer 22 mm, short	50032488	50032488	
HSS Co5 step bit	52049371	52049371	
Adapter 19.0 x 48 mm with internal thread 9.5 mm	50339672	50339672	426
Draw stud for punch with hydraulic operation 9.5 x 71 mm	51300430	51300430	
Plastic case	KK50LFLEX	KK50LFLEX	
Accessories			Page
Bosch battery 18 V / 5.0 Ah, Li-Ion	RALB2EU		495
Makita battery 18 V / 3.0 Ah, Li-Ion (54 Wh)		RAL2	491





EKM 60 UNV Battery-powered hydraulic universal tool 6 - 300 mm²

**NEXT
GENERATION**



**K22
SERIE**

**K18
SERIE**

**K5
SERIE**

- ▶ One head for crimping, cutting and punching - one tool for all
- ▶ Ideal in the assembly field where all common jobs can be carried out using one tool
- ▶ All tool data on view thanks to display and ipress app
- ▶ Small and slim, perfect for cramped conditions

Characteristics

- Choose your battery system: Bosch or Makita
- All data can be easily read via Bluetooth
- Universal head flip top style, rotatable
- Simple and safe: One-button operating concept for controlling all tool functions
- Effortless working due to balanced centre of gravity
- LED for work area illumination
- Simple and safe: Automatic retraction when operation is complete
- Always ready-to-use thanks to battery charge and service display

Technical instructions

- Interchangeable adapters and dies for crimping, cutting and punching you will find on page 478

Technical data	
Crimping force	60 kN
Stroke	42 mm
Crimping range	6 - 300 mm ²
Crimping cycle	7 s up to 9 s (depending on cross-section)
Cutting range	max. 40 mm dia.
Punching capacity	up to 64 mm dia. round, up to 92 x 92 mm square
Charging time	15 min.
Weight	3.0 kg
Ambient temperature	-10 °C up to +40 °C

Item	Part No. Bosch	Part No. Makita	
Battery-powered hydraulic universal tool 6 - 300 mm ²	EKM60UNVCFB	EKM60UNVCFM	
Scope of supply			Page
Bosch battery 18 V / 2.0 Ah, Li-Ion	RALB1EU		492
Bosch quick-charger for 18 V Li-Ion battery	LGLB1EU		494
Makita battery 18 V / 1.5 Ah, Li-Ion		RAL1	491
Makita quick-charger for 18 V Li-Ion battery		LGL1	494
Adapter for crimping dies of Series 22	UA22	UA22	478
Plastic case 450 x 370 x 105 mm	KKMUNVNG	KKMUNVNG	
Accessories			Page
Bosch battery 18 V / 5.0 Ah, Li-Ion	RALB2EU		493
Makita battery 18 V / 3.0 Ah, Li-Ion (54 Wh)		RAL2	491



**NEXT
GENERATION**

EK 60 UNV Battery-powered hydraulic universal tool 6 - 300 mm²



- ▶ One head for crimping, cutting and punching - one tool for all
- ▶ Ideal in the assembly field where all common jobs can be carried out using one tool
- ▶ Fast working due to 2-stage hydraulics
- ▶ All tool data on view thanks to display and ipress app

Characteristics

- Choose your battery system: Bosch or Makita
- All data can be easily read via Bluetooth
- Universal head flip top style, rotatable
- Simple and safe: One-button operating concept for controlling all tool functions
- Effortless working due to balanced centre of gravity
- LED for work area illumination
- Simple and safe: Automatic retraction when operation is complete
- Always ready-to-use thanks to battery charge and service display

Technical instructions

- Interchangeable adapters and dies for crimping, cutting and punching you will find on page 478

Technical data	
Crimping force	60 kN
Stroke	42 mm
Crimping range	6 - 300 mm ²
Crimping cycle	3 s to 5 s (depending on cross-section)
Cutting range	max. 40 mm dia.
Punching capacity	up to 64 mm dia. round
Charging time	45 min.
Weight	4.8 kg
Ambient temperature	-10 °C up to +40 °C

Item	Part No. Bosch	Part No. Makita	
Battery-powered hydraulic universal tool 6 - 300 mm ²	EK60UNVCFB	EK60UNVCFM	
Scope of supply			Page
Bosch battery 18 V / 5.0 Ah, Li-Ion	RALB2EU		493
Bosch quick-charger for 18 V Li-Ion battery	LGLB1EU		494
Makita battery 18 V / 4.0 Ah, Li-Ion		RAL40	492
Makita quick-charger for 18 V Li-Ion battery		LGL1	494
Plastic case 450 x 370 x 105 mm	UA22	UA22	478
Adapter for crimping dies of Series 22	KK120UNVNG	KK120UNVNG	



EK 120 UNV Battery-powered hydraulic universal tool 10 - 400 mm²

**NEXT
GENERATION**



- ▶ One head for crimping, cutting and punching - one tool for all
- ▶ Ideal in the assembly field where all common jobs can be carried out using one tool
- ▶ All tool data on view thanks to display and ipress app

Characteristics

- Choose your battery system: Bosch or Makita
- All data can be easily read via Bluetooth
- Universal head flip top style, rotatable
- Simple and safe: One-button operating concept for controlling all tool functions
- Effortless working due to balanced centre of gravity
- LED for work area illumination
- Simple and safe: Automatic retraction when operation is complete
- Always ready-to-use thanks to battery charge and service display

Technical instructions

- Interchangeable adapters and dies for crimping, cutting and punching you will find on page 478



Technical data			
Crimping force	108 kN		
Stroke	42 mm		
Crimping range	10 - 400 mm ²		
Crimping cycle	Depending on cable type		
Cutting range	max. 40 mm dia.		
Punching capacity	up to 144 mm dia. round, up to 138 x 138 mm square		
Charging time	45 min.		
Weight	6.5 kg		
Ambient temperature	-10 °C up to +40 °C		
Item	Part No. Bosch	Part No. Makita	
Battery-powered hydraulic universal tool 10 - 400 mm ²	EK120UNVCFB	EK120UNVCFM	
Scope of supply			Page
Bosch battery 18 V / 5.0 Ah, Li-Ion	RALB2EU		493
Bosch quick-charger for 18 V Li-Ion battery	LGLB1EU		494
Plastic case 450 x 370 x 105 mm	KK120UNVNG	KK120UNVNG	
Adapter for crimping dies	UA12TKL	UA12TKL	478



Hydraulic punch with hand pump



► Compact design

Characteristics

- With hand pump, hose and cylinder

Suitable for

- All punches up to 144.1 mm round and 138 x 138 mm square
- St37 up to 3.5 mm and 3.5 mm V2A (depending on punch size)

Operation

- Hydraulic

Additional information

- When used with Speed Punch use the following draw studs: 52066000 (to ISO 25), 50032488, 52058897 (from ISO 25)

Technical data

Punching force 110 kN

Weight 8.3 kg

Item	Part No.	
Hydraulic punch with hand pump	50159062	
Scope of supply		
Hydraulic cylinder	50170910	Page
Draw stud for hydraulic operation 9.5 mm to 19 mm, 122 mm	52042827	
Spacer, short	50032488	
Spacer bush, medium	51032490	
Spacer bush 38 mm, long	50069047	
Kwik Stepper™ step bit 12.7 mm	50344102	466
767 Hydraulic hand pump	50132849	490
Hydraulic hose 6.4 mm dia. x 0.9 m	50383167	498
Draw stud for hydraulic operation 19.0 x 137 mm	52045040	



Punching

Punching tools and sets

Hydraulic punch with foot pump



Characteristics

- With foot pump, hose and cylinder

Suitable for

- Up to 144.1 mm round and 138 x 138 mm square
- St37 up to 3.5 mm and 3.5 mm V2A (depending on punch size)

Operation


- Hydraulic

Additional information

- When used with Speed Punch use the following draw studs: 52066000 (to ISO 25), 50032488, 52058897 (from ISO 25)

Technical data		
Punching force	110 kN	
Weight	15.2 kg	
Item	Part No.	
Hydraulic punch with foot pump	50250973	
Scope of supply	Part No.	Page
Hydraulic cylinder	50170910	
Spacer, short	50032488	
Spacer bush, medium	51032490	
Spacer bush 38 mm, long	50069047	
Kwik Stepper™ step bit 12.7 mm	50344102	466
1725 Hydraulic foot pump	50313533	490
Hydraulic hose 6.4 mm dia. x 3 m	50377299	498
Draw stud for hydraulic operation 9.5 mm to 19 mm, 122 mm	52042827	
Draw stud for hydraulic operation 19.0 x 137 mm	52045040	

Thread grease



- ▶ Increases the service life
- ▶ Prevents "seizing"
- ▶ Screw and nut threads resistant to wear

Suitable for

- Statically and dynamically high stressed thread connections

Item	Part No.
Draw stud thread grease, 30 g	50115472



Portable C-frame punch driver, 15.2 - 34.6 mm



► Fast, one shot punching - no pre-drilling of pilot holes required

Additional information

- For actuation we recommend hydraulic foot pump 1725, Part No. 50313533, hand pump 767, Part No. 50132849 or pumps EHP4 and AHP700L
- When using the AHP700L adapter CMGSK is required

Technical data

Throat	200 mm
Weight	6.8 kg
Punching capacity	up to 3 mm St37
Punching range	15.2 - 34.6 mm

Item	Part No.	
Portable C-frame punch driver 1731	50159119	
Scope of supply	Part No.	Page
Punch adapter 9.5 mm	50132768	
Punch adapter 19 mm	50132776	
Punch Pg 16	51040060	
Punch Pg 21	51040080	
Punch 34.6 mm	50040103	
Die Pg 16 (22.5 mm)	50120875	
Die Pg 21 (28.3 mm)	50120867	
Die 34.6 mm	50120859	
Metal case	50166344	
Accessories	Part No.	Page
Punch Pg 9 (15.2 mm)	50213164	
Die Pg 9 (15.2mm)	50185578	
Punch Pg 11 (18.6 mm)	50177001	
Die Pg 11 (18.6 mm)	50185586	
Punch Pg 13 (20.4 mm)	50176978	
Die Pg 13 (20.4 mm)	50185594	
Punch 30.5 mm (oil-tight)	50362828	
Die 30.5 mm (oil-tight)	50371037	
Die ISO 16	50766421	
Die ISO 20	50766438	
Die ISO 25	50766445	
Die ISO 32	50766452	
Punch ISO 25	50039865	
Punch ISO 32	50244590	



Portable C-frame punch driver, 15.2 - 115.4 mm



Suitable for

- For use with standard punches and dies, punching range 15.2 to 115.4 mm

Additional information

- For actuation we recommend hydraulic hand pump 755, Part No. 50156772 or pumps EHP4 and AHP700L
- When using the AHP700L adapter CMGSK is required

Technical data	
Throat	200 mm
Weight	27 kg
Punching capacity	up to 3 mm St37
Punching range	15.2 to 115.4 mm

Item	Part No.
Portable C-frame punch driver 1732	50273612

Scope of supply	Part No.	Page
Die adapter 9.5 mm	50117912	
Die adapter 19 mm	50117904	
Die adapter 28.6 mm	50117890	
Die adapter 9.5 mm	50132660	
Die adapter 19 mm	50132679	
Die adapter 28.6 mm	50132687	
Hexagonal nut	90542657	
Metal case	50273353	

Accessories	Part No.	Page
Punch Pg 9 (15.2 mm)	50213164	
Die Pg 9 (15.2mm)	50185578	
Punch Pg 11 (18.6 mm)	50177001	
Die Pg 11 (18.6 mm)	50185586	
Punch Pg 13 (20.4 mm)	50176978	
Die Pg 13 (20.4 mm)	50185594	
Punch 30.5 mm (oil-tight)	50362828	
Die 30.5 mm (oil-tight)	50371037	
Die ISO 16	50766421	
Die ISO 20	50766438	
Die ISO 25	50766445	
Die ISO 32	50766452	
Punch ISO 25	50039865	
Punch ISO 32	50244590	



LSK 120 Hydraulic hole punching head - basic tool



- ▶ Fast and precise cutting
- ▶ Punching in just a few seconds
- ▶ Compact design permits working in tight areas

Suitable for

- Aluminium, copper and steel with a tensile strength to 470 N/mm² to 10 mm thick
- Hole diameters: 6.5 - 17 mm
- Centric punching: 120 mm max. material width
- Drive with EHP 4 and AHP 700-L

Additional information

- Drive with EHP 4 and AHP 700-L available; adapter CMGSK required

Technical data

Max. operating pressure max. 700 bar

Max. compressive force 160 kN

Dimension 234 x 174 x 88 mm

Weight 9.5 kg

Item	Part No.	
Hydraulic hole punching head LSK 120	50052110	
Accessories	Part No.	Page
Perforated die 6.5 mm dia.	50052276	480
Punch and die 8.5 mm dia.	50052284	480
Punch and die 11 mm dia.	50052292	480
Punch and die 13 mm dia.	50052306	480
Punch and die 15 mm dia.	50052314	480
Punch and die 17 mm dia.	50052322	480

Slug Buster® punch set for all applications from ISO 16 - 40



Suitable for

- Mild steel (St37), plastic and aluminium up to 3.5 mm

Operation

- Manual

Predrilling

- Draw stud 9.5 mm dia., pilot drill 9.7 mm dia. 50360183
draw stud 19.0 mm dia., pilot drill 20.5 mm dia. 50344030

Item	Part No.	
Slug Buster® punch set ISO 16 to 40	50366920	
Scope of supply	Part No.	Page
Slug Buster® punch set ISO 16/20/25/32/40	50356178SET	454
Draw studs for manual operation 9.5 x 40 mm	50000420	423
Draw studs for manual operation 19.0 x 55 mm	50040405	423
Ratchet	50349414	
Kwik Stepper™ step bit 9.7 mm	50360183	466
Plastic case	50366858	



Slug Buster® punch set for all applications from PG 9 to PG 21 and 30.5 mm



Suitable for

- Mild steel (St37), plastic and aluminium up to 3.5 mm

Operation

- Manual

Predrilling

- Draw stud 9.5 mm dia., pilot drill 9.7 mm dia. 50360183
draw stud 19.0 mm dia., pilot drill 20.5 mm dia. 50344030

Item	Part No.	
Slug Buster® punch set PG 9 to PG 21 and 30.5 mm	50366904	
Scope of supply	Part No.	Page
Slug Buster® punch set PG 9 - 21, 30.5 mm	50323989SET	455
Draw studs for manual operation 9.5 x 40 mm	50000420	423
Ratchet	50349414	
Kwik Stepper™ step bit 9.7 mm	50360183	466
Plastic case	50366858	

Slug Buster® punch set for ISO 16 - 63



Suitable for

- Mild steel (St37), plastic and aluminium up to 3.5 mm

Operation

- Manual

Predrilling

- Draw stud 9.5 mm dia., pilot drill 9.7 mm dia. 50360183
draw stud 19.0 mm dia., pilot drill 20.5 mm dia. 50344030

Item	Part No.	
Slug Buster® punch set ISO 16 to 63	50366939	
Scope of supply	Part No.	Page
Slug Buster® punch set ISO 16 - 63	50068920SET	454
Draw studs for manual operation 9.5 x 40 mm	50000420	423
Draw studs for manual operation 19.0 mm x 75 mm	50040421	423
Ratchet	50349414	
Kwik Stepper™ step bit 9.7 mm	50360183	466
Plastic case	50366858	



Slug Buster[®] punch set for all applications from PG 9 - 48 and 30.5 mm



Suitable for

- Mild steel (St37), plastic and aluminium up to 3.5 mm

Operation

- Manual

Predrilling

- Draw stud 9.5 mm dia., pilot drill 9.7 mm dia. 50360183
draw stud 19.0 mm dia., pilot drill 20.5 mm dia. 50344030

Item	Part No.	
Slug Buster [®] punch set PG 9 to PG 48 and 30.5 mm	50366912	
Scope of supply	Part No.	Page
Draw studs for manual operation 9.5 x 40 mm	50000420	423
Draw studs for manual operation 19.0 x 55 mm	50040405	423
Ratchet	50349414	
Slug Buster [®] punch set PG 9 - 48, 30.5 mm	50328034SET	455
Plastic case	50366858	

Speed Punch[™] Set ISO 16 – 40



- ▶ Up to 3-times faster than conventional punching tools
- ▶ Easy and quick handling as the screwing and unscrewing of the counter nut is not required
- ▶ Compatible with all Greenlee hand-operated and battery powered hydraulic tools
- ▶ No greasing of the draw stud required

Suitable for

- Mild steel (St37), plastic and aluminium up to 3.5 mm

Operation

- Hydraulic

Predrilling

- Draw stud 9.5 mm dia., pilot drill 9.7 mm dia. 50360183
draw stud 19.0 mm dia., pilot drill 20.5 mm dia. 50344030

Scope of supply

- Complete system including draw stud, cramp, punch and die incl. plastic case

Item	Part No.	
Speed Punch [™] punch set ISO 16/20/25/32/40	52055439SET	
Scope of supply	Part No.	Page
Punch and die ISO 16 (16.2 mm)	52055431	422
Punch and die ISO 20 (20.4 mm)	52055432	422
Punch and die ISO 25 (25.4 mm)	52055434	422
Punch and die ISO 32 (32.5 mm)	52055435	422
Punch and die ISO 40 (40.5 mm)	52055436	422
Speed Lock and draw stud 9.5 mm for ISO 16/20/25 and PG 16	52055439	422
Speed Lock and draw stud 19.0 mm for ISO 32/40/50/63	52055440	422
Plastic case	KKSPISO16B63	
Accessories	Part No.	Page
Plastic case	KKSPISO16B63	



Speed Punch™ Set ISO 16 – 63



- ▶ Up to 3-times faster than conventional punching tools
- ▶ Easy and quick handling as the screwing and unscrewing of the counter nut is not required
- ▶ Compatible with all Greenlee hand-operated and battery powered hydraulic tools
- ▶ No greasing of the draw stud required

Suitable for

- Mild steel (St37), plastic and aluminium up to 3.5 mm

Operation

- Hydraulic

Predrilling

- Draw stud 9.5 mm dia., pilot drill 9.7 mm dia. 50360183
draw stud 19.0 mm dia., pilot drill 20.5 mm dia. 50344030

Scope of supply

- Complete system including draw stud, cramp, punch and die incl. plastic case

Item	Part No.	
Speed Punch™ Set ISO 16 – 63	52055440SET	
Scope of supply	Part No.	Page
Punch and die ISO 16 (16.2 mm)	52055431	422
Punch and die ISO 20 (20.4 mm)	52055432	422
Punch and die ISO 25 (25.4 mm)	52055434	422
Punch and die ISO 32 (32.5 mm)	52055435	422
Punch and die ISO 40 (40.5 mm)	52055436	422
Punch and die ISO 50 (50.8 mm)	52055437	422
Punch and die ISO 63 (64.0 mm)	52055438	422
Speed Lock and draw stud 9.5 mm for ISO 16/20/25 and PG 16	52055439	422
Speed Lock and draw stud 19.0 mm for ISO 32/40/50/63	52055440	422
Plastic case	KKSPISO16B63	
Accessories	Part No.	Page
Plastic case	KKSPISO16B63	



Slug-Splitter[®] punch set (stainless steel) ISO 16 - 40



- ▶ Unique punch profile
- ▶ Split slugs fall free and can be removed easily

Suitable for

- Stainless steel (V2A), mild steel (St37), plastic and aluminium up to 3.5 mm thick

Operation

- Hydraulic

Predrilling

- Draw stud 19 mm dia., pilot drill 20.5 mm dia. 50344030
draw stud 11.1 mm dia., pilot drill 12.7 mm dia. 50344102

Item	Part No.	
Slug-Splitter [®] punch set (stainless steel) ISO 16/20/25/32/40	50766803	
Scope of supply	Part No.	Page
Slug-Splitter [®] punch (stainless steel) 16.2 mm	50069527	421
Slug-Splitter [®] punch (stainless steel) 20.4 mm	50069543	421
Slug-Splitter [®] punch (stainless steel) 25.4 mm	50069560	421
Slug-Splitter [®] punch (stainless steel) 32.5 mm	50069594	421
Slug-Splitter [®] punch (stainless steel) 40.5 mm	50069616	421
Draw stud for hydraulic operation 11.1 mm to 19 mm, 108 mm	50294512	424
Draw stud for hydraulic operation 19 x 140 mm	50294520	424
Plastic case	KKSSISO16B63	

Slug-Splitter[®] punch set (stainless steel) ISO 16 - 63



- ▶ Unique punch profile
- ▶ Split slugs fall free and can be removed easily

Suitable for

- Stainless steel (V2A), mild steel (St37), plastic and aluminium up to 3.5 mm thick

Operation

- Hydraulic

Predrilling

- Draw stud 19 mm dia., pilot drill 20.5 mm dia. 50344030
draw stud 11.1 mm dia., pilot drill 12.7 mm dia. 50344102

Item	Part No.	
Slug-Splitter [®] punch set (stainless steel) ISO 16/20/25/32/40/50/63	50766797	
Scope of supply	Part No.	Page
Slug-Splitter [®] punch (stainless steel) 16.2 mm	50069527	421
Slug-Splitter [®] punch (stainless steel) 20.4 mm	50069543	421
Slug-Splitter [®] punch (stainless steel) 25.4 mm	50069560	421
Slug-Splitter [®] punch (stainless steel) 32.5 mm	50069594	421
Slug-Splitter [®] punch (stainless steel) 40.5 mm	50069616	421
Slug-Splitter [®] punch (stainless steel) 50.8 mm	50069632	421
Slug-Splitter [®] punch (stainless steel) 64 mm	50069667	421
Draw stud for hydraulic operation 11.1 mm to 19 mm, 108 mm	50294512	424
Draw stud for hydraulic operation 19 x 140 mm	50294520	424
Plastic case	KKSSISO16B63	





Slug Buster® hand hydraulic punch driver set PG 9 - PG 21, 30.5 mm



Suitable for

- Mild steel (St37), plastic and aluminium up to 3.5 mm

Operation

- Hydraulic

Predrilling

- Draw stud 9.5 mm dia., pilot drill 9.7 mm dia. 50360183
draw stud 19.0 mm dia., pilot drill 20.5 mm dia. 50344030

Item	Part No.	
Slug Buster® hand hydraulic punch driver set PG 9 to PG 21 and 30.5 mm	50356119SET	
Scope of supply	Part No.	Page
Hand hydraulic punch 7804E	50342886	
Draw stud for punch with hydraulic operation 9.5 x 71 mm	51300430	
Draw stud for hydraulic operation 19.0 x 105 mm	50318721	424
Spacer, short	50032488	
Adapter 19.0 x 48 mm with internal thread 9,5 mm	50339672	426
Slug Buster® punch set PG 9 - 21, 30.5 mm	50323989SET	455
Plastic case	50352024	

Slug Buster® hand hydraulic 90° punch driver set PG 9 - PG 21, 30.5 mm



Suitable for

- Mild steel (St37), plastic and aluminium up to 3.5 mm thick

Operation

- Hydraulic

Predrilling

- Draw stud 9.5 mm dia., pilot drill 9.7 mm dia. 50360183
draw stud 19.0 mm dia., pilot drill 20.5 mm dia. 50344030

Item	Part No.	
Slug Buster® hand hydraulic punch driver set PG 9 to PG 21 and 30.5 mm	50356151SET	
Scope of supply	Part No.	Page
Hand hydraulic punch 7904E	50337866	
Draw stud for punch with hydraulic operation 9.5 x 71 mm	51300430	
Draw stud for hydraulic operation 19.0 x 105 mm	50318721	424
Spacer, short	50032488	
Adapter 19.0 x 48 mm with internal thread 9,5 mm	50339672	426
Slug Buster® punch set PG 9 - 21, 30.5 mm	50323989SET	455
Plastic case	50352024	



Slug Buster[®] hand hydraulic punch driver set ISO 16 - 40



Suitable for

- Mild steel (St37), plastic and aluminium up to 3.5 mm thick

Operation

- Hydraulic

Predrilling

- Draw stud 9.5 mm dia., pilot drill 9.7 mm dia. 50360183
draw stud 19.0 mm dia., pilot drill 20.5 mm dia. 50344030

Item	Part No.	
Slug Buster [®] hand hydraulic punch driver set ISO 16 to 40	50356143SET	
Scope of supply	Part No.	Page
Hand hydraulic punch 7804E	50342886	
Draw stud for punch with hydraulic operation 9.5 x 71 mm	51300430	
Draw stud for hydraulic operation 19.0 x 105 mm	50318721	424
Spacer, short	50032488	
Adapter 19.0 x 48 mm with internal thread 9,5 mm	50339672	426
Slug Buster [®] punch set ISO 16/20/25/32/40	50356178SET	454
Plastic case	50352024	

Slug Buster[®] hand hydraulic 90° punch driver set ISO 16 - 40



Suitable for

- Mild steel (St37), plastic and aluminium up to 3.5 mm thick

Operation

- Hydraulic

Predrilling

- Draw stud 9.5 mm dia., pilot drill 9.7 mm dia. 50360183
draw stud 19.0 mm dia., pilot drill 20.5 mm dia. 50344030

Item	Part No.	
Slug Buster [®] hand hydraulic punch driver set ISO 16 to 40	50356160SET	
Scope of supply	Part No.	Page
Hand hydraulic punch 7904E	50337866	
Draw stud for punch with hydraulic operation 9.5 x 71 mm	51300430	
Draw stud for hydraulic operation 19.0 x 105 mm	50318721	426
Spacer, short	50032488	
Adapter 19.0 x 48 mm with internal thread 9,5 mm	50339672	426
Slug Buster [®] punch set ISO 16/20/25/32/40	50356178SET	454
Plastic case	50352024	



Hand hydraulic punching set 90° ISO 16 - 40



► Flexible head for multi-purpose use even in confined areas

Suitable for

- Special shape punches up to a maximum size of 68 x 68 mm or 35 x 65 mm
- Round punches up to ISO 63 (64 mm dia.)

Item	Part No.	
Hand hydraulic punching set ISO 16 - 40	52034233	
Scope of supply	Part No.	Page
Slug Buster® punch set ISO 16/20/25/32/40	50356178SET	454
Draw stud for hydraulic operation 9.5 mm to 19 mm, 122 mm	52042827	
Draw stud for hydraulic operation 19.0 x 105 mm	50318721	426
Spacer, short	50032488	
HSS Co5 step bit	52049371	
Plastic case	Kunststoffkoffer	

Slug Buster® punch set ISO 16 – 40



► For quick, clean, effortless and burr-free holes
 ► Split slugs fall free and can be removed easily

Suitable for

- Mild steel (St37), plastic and aluminium to 3.0 mm

Operation

- Manual

Predrilling

Draw stud 9.5 mm dia., pilot drill 9.7 mm dia. 50360183
 draw stud 19.0 mm dia., pilot drill 20.5 mm dia. 50344030

Scope of supply

- Complete system including punch and die incl. plastic case

Additional information

- A case is not included in scope of supply, this must be ordered separately

Item	Part No.	
Slug Buster® punch set ISO 16/20/25/32/40	50356178SET	
Accessories	Part No.	Page
Plastic case	KKISO16B63	

Slug Buster® punch set ISO 16 – 63



► Long product life
 ► Very easy to use

Suitable for

- Mild steel (St37), plastic and aluminium up to 3.5 mm

Operation

- Manual

Predrilling

- Draw stud 9.5 mm dia., pilot drill 9.7 mm dia. 50360183
- draw stud 19.0 mm dia., pilot drill 20.5 mm dia. 50344030

Scope of supply

- Complete system including punch and die incl. plastic case

Item	Part No.	
Slug Buster® punch set ISO 16/20/25/32/40/50/63	50068920SET	
Accessories	Part No.	Page
Plastic case	KKISO16B63	



Slug Buster[®] punch set PG 9 - 21, 30.5 mm



- ▶ Unique punch profile
- ▶ Split slugs fall free and can be removed easily

Suitable for

- Mild steel (St37), plastic and aluminium up to 3.5 mm

Operation

- Manual

Predrilling

- Draw stud 9.5 mm dia., pilot drill 9.7 mm dia. 50360183
draw stud 19.0 mm dia., pilot drill 20.5 mm dia. 50344030

Scope of supply

- Complete system including punch and die incl. plastic case

Item	Part No.	
Slug Buster [®] punch set PG 9/11/13/16/21 and 30.5 mm	50323989SET	
Accessories	Part No.	Page
Plastic case	KKPG9B48	

Slug Buster[®] punch set PG 9 - PG 48, 30.5 mm



- ▶ Unique punch profile
- ▶ Split slugs fall free and can be removed easily

Suitable for

- Mild steel (St37), plastic and aluminium up to 3.5 mm

Operation

- Manual

Predrilling

- Draw stud 9.5 mm dia., pilot drill 9.7 mm dia. 50360183
draw stud 19.0 mm dia., pilot drill 20.5 mm dia. 50344030

Scope of supply

- Complete system including punch and die incl. plastic case

Item	Part No.	
Slug Buster [®] punch set PG 9/11/13/16/21/29/36/48 and 30.5 mm	50328034SET	
Accessories	Part No.	Page
Plastic case	KKPG9B48	



FOR DEEP INCISIONS - HOLE SAWS

Clear the way for cables and electrical connections. Our Greenlee hole saws offer a long-term precise solution. Reinforced back plate reduces vibrations. Saving you effort and ensuring precise concentricity. HSS bi-metal hole saws are suitable for processing steel sheet, cast iron, brass and other materials.



In brief

- ▶ Reduced vibrations thanks to reinforced back plate
- ▶ Long service life due to high-performance steel
- ▶ Suitable for numerous materials
- ▶ For multi-functional use, please note our universal tools



▶ **HSS bi-metal hole saws**

No material is safe from the HSS bi-metal hole saws. Very hard high-performance steel (M 42) for clean and reliable prolonged operation.

- Precise cut with positive pitch
- Reinforced back plate reduces vibrations
- High true running accuracy

- Cooling slots for low heat build-up
- Saws up to a cut depth of of 41.3 mm
- Improved service life due to tooth hardness Rc65-68
- Suitable for steel sheet, cast iron, brass, fibreglass, wood and plastic



▶ **Set of hole saws: HSS bi-metal hole saw set**

The hole saw set gives you all standard sizes tidily combined. Well sorted and perfectly protected.

- All standard sizes of hole saws
- Manufactured from M42 high-performance steel
- Including accessories
- Securely stowed in a robust case



HSS Bi-metal hole saws



- ▶ Vibration-reduction and high true running accuracy due to thick back section
- ▶ High-quality serration easily assured, precise cut
- ▶ Cooling slots ensure low heat build-up
- ▶ No canting when sawing

Characteristics

- High-quality, rake variable pitch design provides faster, easier cutting
- High true running accuracy
- Max. cutting depth 41.3 mm
- Tooth hardness Rc 65 - 68

Suitable for

- Mild steel, cast iron, brass, aluminium, fibreglass, wood and plastic

Additional information

- Arbors have to be ordered separately, not included in scope of supply

Punch size mm	Standard size Pg	Standard size ISO	Weight g	Recommended cutting speed r.p.m. for						Part No.
				steel sheet	tool and stainless steel	cast iron	non-ferrous metal	aluminium	wood	
14			46	580	300	400	790	900	800	50191314
15			46	580	300	400	790	900	800	52057722
16	Pg 9	ISO 16	46	550	275	365	730	825	760	52057723
17			46	500	250	330	665	750	720	52057724
18			46	500	250	330	665	750	720	52057725
19	Pg 11		46	460	230	300	600	690	680	52057726
20		ISO 20	46	445	220	290	580	660	640	52057727
21	Pg 13		46	425	195	280	560	635	580	52057728
22	Pg 16		46	390	195	260	520	585	560	52057729
23			46	380	190	250	510	570	540	52057730
24			46	370	185	245	494	555	520	52057731
25		ISO 25	46	350	175	235	470	525	500	52057732
26			46	325	160	215	435	480	500	52057733
27			46	300	150	200	400	450	450	52057734
28			46	300	150	200	400	450	450	52057735
29	Pg 21		91	285	145	190	380	425	430	52057736
30			91	270	140	180	360	410	410	52057737
32		ISO 32	91	270	140	180	360	410	410	52057738
33			46	250	125	165	330	375	370	52057739
35			46	240	120	160	315	360	30	52057740
36			91	240	120	160	315	360	30	52057741
37	Pg 29		91	230	115	150	300	345	330	52057742
38			91	220	110	145	290	330	310	52057743
40		ISO 40	91	210	110	140	280	315	290	52057744
41			91	205	105	135	270	305	270	52057745
42			137	205	105	135	270	305	270	52057746
43			91	195	100	130	260	295	250	52057747
44			91	190	95	125	250	285	230	52057748
45			91	190	95	125	250	285	230	52057749
46			137	180	90	120	240	270	210	52057750
48	Pg 36		91	180	90	120	240	270	210	52057751
50		ISO 50	91	170	85	115	230	255	200	52057752
51			137	165	80	110	220	245	200	52057753



Punch size mm	Standard size Pg	Standard size ISO	Weight g	Recommended cutting speed r.p.m. for						Part No.
				steel sheet	tool and stainless steel	cast iron	non-ferrous metal	aluminium	wood	
53			137	160	80	105	210	240	190	52057755
54	Pg 42		137	160	80	105	210	240	190	52057756
55			137	150	75	100	200	225	185	52057757
57			227	150	75	100	195	225	185	52057758
59			137	140	70	95	190	220	180	52057760
60	Pg 48		137	135	70	90	180	205	180	52057761
63		ISO 63	182	130	65	85	175	200	175	52057762
64			182	130	65	85	175	200	175	52057801
65			182	130	65	85	170	195	170	52057763
67			182	125	60	80	160	185	165	52057764
68			182	125	60	80	160	185	160	52057765
70			182	120	55	80	160	180	160	52057766
73			182	115	55	75	150	170	150	52057767
74			182	115	55	75	150	170	150	52057768
75			227	115	55	75	150	170	150	52057769
76			227	110	55	70	140	165	145	52057770
79			227	120	55	70	140	165	165	52057802
80			227	110	55	70	140	165	145	52057771
83			273	105	50	70	140	155	140	52057773
86			273	100	50	65	130	150	135	52057774
89			273	95	45	65	130	145	130	52057775
92			273	95	45	60	120	130	120	52057776
95			318	95	45	60	120	135	110	52057777
98			318	90	40	60	120	135	110	52057778
102			318	85	10	55	110	130	100	52057779
105			363	80	40	55	110	120	110	50191772
108			363	80	40	55	110	120	110	50191780
111			363	80	40	50	100	120	110	50191799
114			409	75	40	50	100	105	100	50191802
121			499	75	35	50	95	95	100	50191810
127			545	65	35	45	90	90	100	50191829
140			545	60	35	35	85	85	100	50191837
152			636	55	35	35	75	75	100	50191845
168			701	55	35	35	68	65	100	52057803
177			728	55	35	35	65	65	100	52057804
210			820	55	35	25	55	55	100	52057805



HSS Bi-metal hole saw set



- ▶ Saves time thanks to low vibration and heat development
- ▶ Variable pitch for an uniform cut
- ▶ Requires minimal effort when drilling

Characteristics

- High true running accuracy
- Less effort when cutting

Suitable for

- Metal, brass, fibreglass, non-ferrous metal, cast iron, aluminium, wood and plastics, stainless steel sheet

Item	Part No.
HSS bi-metall hole saw set Elektro II	52059292SET
HSS bi-metal universal hole saw set	52059293SET
HSS bi-metal hole saw set ISO 16 to 63	50069497SET
HSS bi-metal plumbing hole saw set	52059294SET
HSS bi-metal hole saw set (830 PG)	50292099SET
HSS bi-metal electrical hole saw set	52059295SET
Electro set with countersink 35/68/75 mm	50125630SET

Description	Nominal size mm	Standard size		Hole set						
		Pg	ISO	52059292SET Elektro II	52059293SET Universal	50069497SET ISO 16-63	52059294SET Plumbing	50292099SET 830PG	52059295SET Standard	50125630SET Elektro
Bi-metal hole saw	16	Pg 9			•			•	•	
	17		ISO 16			•				
	19	Pg 11			•		•	•	•	
	21	Pg 13	ISO 20			•		•		
	22	Pg 16		•	•			•	•	
	24						•			
	25		ISO 25		•	•				
	29	Pg 21		•	•		•	•	•	
	30							•		
	33		ISO 32			•				
	35			•	•				•	•
	37	Pg 29						•		
	38				•		•			
	41		ISO 40			•				
	44			•	•		•		•	
	48	Pg 36						•		
	51		ISO 50	•	•	•				
	52								•	
	57						•		•	
	60	Pg 48						•		
	63		ISO 63	•	•	•				
	67						•		•	
	68			•						•
	75									•
	76				•					
Countersink for Hole Saw 68 mm										•
Arbor 14 to 30 mm				•	•	•	•	•	•	
Arbor 32 to 152 mm				•	•	•	•	•	•	•
Case				•	•	•	•	•	•	•



Electro set with countersink



Characteristics

- Countersink with two specially-hardened cutting teeth


Suitable for

- Steel, non-ferrous metal, aluminium, cast iron, stainless steel, wood, plastic and building materials

Scope of supply

- Consisting of hole saws 35 mm, 68 mm, 75 mm, countersink for 68 mm hole saw, arbor with pilot drill and counter nut for hole saws 32 - 152 mm and spare HSS pilot drill 6.35 mm dia.

Item	Part No.	
Electro set with countersink 35/68/75 mm	50125630SET	
Scope of supply	Part No.	Page
HSS bi-metal hole saw 35 mm	52057740	458
HSS bi-metal hole saw 68 mm	52057765	459
HSS bi-metal hole saw 75 mm	52057769	459
Countersink for hole saws	52033839	
Arbor for HSS bi-metal hole saws 8.6 mm	52057781	462
Plastic case	52059258	





Arbor for HSS bi-metal hole saws 14 - 30 mm



Suitable for

- Sizes from 14 - 30 mm

Item	Part No.
Arbor 6.3 mm	50371576
Arbor for HSS bi-metal hole saws 7.9 mm	50385224
Arbor 8.6 mm	52057780
Arbor 11.1 mm	50371550

Arbor for HSS bi-metal hole saws 32 - 152 mm



Suitable for

- Sizes from 32 - 51 mm
- Sizes from 32 - 152 mm

Item	Part No.
Arbor 7.9 mm for HSS bi-metal hole saws 32 - 51 mm	50371541
Arbor 8.6 mm for HSS bi-metal hole saws 32 - 152 mm	52057781
Arbor 11.1 mm for HSS bi-metal hole saws 32 - 152 mm	50371568

SDS arbor for HSS bi-metal hole saws



Suitable for


- Sizes from 32 - 152 mm
- Sizes from 14 - 30 mm

Item	Part No.
SDS arbor for HSS bi-metal hole saws 14 - 30 mm	50069691
SDS arbor for HSS bi-metal hole saws 32 - 152 mm	50069292

Replaceable pilot drill for arbor HSS bi-metal hole saws



Item	Part No.
Replaceable pilot drill for arbor HSS bi-metal hole saws	52057782





SIMPLE DRILLING – EVERYTHING IN ONE OPERATION

Greenlee bits are produced using the latest CNC technology. The benefit to you is clear: Clean cutting edges produce longer and better cutting operations from the very first use. That saves you effort. The two-sided deburring of the edge breaker saves you time. The Rotastop system on the shank prevents the bit from slipping through in the chuck. That's how drilling is done today.



In brief

- ▶ Perfect cutting performance in the first pass
- ▶ Rotastop prevents the bit slipping through
- ▶ Split point requires less effort



► Kwik Stepper with Rotastop

Years of experience and development have gone into this bit. The Kwik Stepper drills not only burr-free with optimum swarf removal, the spiral groove also reduces heat build-up during the drilling operation. This makes the Kwik Stepper especially durable. The Rotastop system holds the bit in place - without slipping through. Additionally, the split point reduces your effort during the drilling operation. Great performance from just one bit.

- All required drilling ranges in one tool
- Rotastop for maximum torque transmission
- Quick bit change
- No slipping through in the chuck
- Spiral groove for improved cutting performance
- Two-sided burr removal
- Can be used for sheet, pipes, non-ferrous metals, stainless steel and plastics

► Performance in the set: Kwik Stepper set of step bits

To keep you flexible while drilling, we have combined all standard step bits in a practical set and accommodated them in a robust plastic box. Everything to hand.

- All common step bits
- Clear assignment of the bit through laser scaling of the step bit
- Robust plastic box with integrated pop-up hinge
- Easy to transport and store



Kwik Stepper™ step bit



- ▶ Minimum burr
- ▶ Long service life
- ▶ Good torque transmission
- ▶ Less effort when drilling

Suitable for

- Sheet, pipe, NF metal and plastic

Item	Drilling range dia. mm	Step sizes dia. mm	Total length mm	Number of steps	Shank dia. mm	Part No.
Kwik Stepper™ step bit 3.2 - 12.7 mm	3.2 - 12.7	3.2 / 4.0 / 4.8 / 5.6 / 6.4 / 7.1 / 7.9 / 8.7 / 9.5 / 10.3 / 11.1 / 11.9 / 12.7	80	13	6.34	50344013
Kwik Stepper™ step bit 4.8 - 12.7 mm	4.8 - 12.7	4.8 / 6.4 / 7.9 / 9.5 / 11.1 / 12.7	80	6	6.4	50364022
Kwik Stepper™ step bit 22.2 mm	22.2	22.2	85	1	9.5	50344110
Kwik Stepper™ step bit 4.8 - 22.2 mm	4.8 - 22.2	4.8 / 6.4 / 7.9 / 9.5 / 11.1 / 12.7 / 14.3 / 15.9 / 17.5 / 19.1 / 20.6 / 22.2	85	12	9.5	50344030
Kwik Stepper™ step bit 12.7 - 28.6 mm	12.7 - 28.6	12.7 / 22.2 / 28.6	57	3	9.5	50300083
Kwik Stepper™ step bit 22.2 - 34.9 mm	22.2 - 34.9	22.2 / 28.6 / 31.0 / 31.8 / 34.9	73	5	9.5	50364146
Kwik Stepper™ step bit 9.7 mm	9.7	Predrilling for Green- lee-Draw stud 9.7	40	1	6.4	50360183
Kwik Stepper™ step bit 12.7 mm	12.7	Predrilling for Green- lee-Draw stud 12.7	40	1	6.4	50344102
Kwik Stepper™ step bit Pg 7 - 21	Pg 7 - 21	Pg7 / Pg9 / Pg11 / Pg13 / Pg16 / Pg21	90	7	9.5	50360205
Kwik Stepper™ step bit ISO 16 - 32	ISO 16 - 32	ISO 16 / 20 / 25 / 32	80	4	9.5	50360221



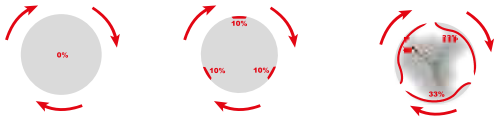
Kwik Stepper™ step bit with ROTASTOP® shaft



- ▶ ROTASTOP® guarantees best-possible torque transmission
- ▶ Minimal burr
- ▶ No slipping in the chuck with ROTASTOP®
- ▶ Long service life
- ▶ Requires minimum effort when drilling

Suitable for

- Reaming of steel sheets, pipes, non-ferrous metals and plastic



Item	Drilling range dia. mm	Step sizes dia. mm	Total length mm	Number of steps	Shank dia. mm	Part No.
Kwik Stepper™ step bit with ROTASTOP® shaft 4 - 12 mm	4 – 12	4.0 / 5.0 / 6.0 / 7.0 / 8.0 / 9.0 / 10.0 / 11.0 / 12.0	80	9	8.0	50069845
Kwik Stepper™ step bit with ROTASTOP® shaft 4 - 20 mm	4 – 20	4.0 / 6.0 / 8.0 / 10.0 / 12.0 / 14.0 / 16.0 / 18.0 / 20.0	67	9	8.0	50069853
Kwik Stepper™ step bit with ROTASTOP® shaft 6 - 30 mm	6 – 30	6.0 / 8.0 / 10.0 / 12.0 / 14.0 / 16.0 / 18.0 / 20.0 / 22.0 / 24.0 / 26.0 / 28.0 / 30.0	98	13	10.0	50069861
Kwik Stepper™ step bit with ROTASTOP® shaft 6 - 36 mm	6 – 36	6.0 / 9.0 / 12.0 / 15.0 / 18.0 / 21.0 / 24.0 / 27.0 / 30.0 / 33.0 / 36.0	85	11	12.0	50069870
Kwik Stepper™ step bit with ROTASTOP® shaft ISO 12 - 40 mm	ISO 12 - 40	For ISO 12 / 16 / 20 / 25 / 32 / 40	110	6	12.0	50069888

Kwik Stepper™ step bit set



- ▶ ROTASTOP® guarantees best-possible torque transmission
- ▶ Hardly any burr
- ▶ No slipping in the chuck with ROTASTOP®
- ▶ Long service life
- ▶ Requires minimal effort when drilling

Suitable for

- Reaming of steel sheets, pipes, non-ferrous metals and plastic

Item	Part No.	
Kwik Stepper™ step bit set	50069900	
Scope of supply	Part No.	Page
Kwik Stepper™ step bit with ROTASTOP® shaft 4 - 12 mm	50069845	467
Kwik Stepper™ step bit with ROTASTOP® shaft 4 - 20 mm	50069853	467
Kwik Stepper™ step bit with ROTASTOP® shaft 6 - 30 mm	50069861	467

Combi bit set in plastic cassette M 3 - M 10




- ▶ Drill, tap and deburr in one operation

Suitable for

- For use with St37, non-ferrous metals and plastics

Item	Part No.	
Combi bit set in plastic cassette M 3 - M 10	50116304	
Scope of supply	Part No.	Page
Combi bit M3	50116312	
Combi bit M4	50116320	
Combi bit M5	50116339	
Combi bit M6	50116347	
Combi bit M8	50116355	
Combi bit M10	50116363	
Combi bit holder	50116371	



4

THE ALL-ROUNDER.

Sometimes, you need to be the jack-of-all-trades: Crimping, cutting, bending, punching and offsetting. With Klauke, you have every facility in just one tool.





Universal tools

Hand-operated hydraulic universal tool, hydraulic universal head	472
Battery powered universal tools	475
Bus bar tool centre	479



ONE TOOL FOR ALL SITUATIONS - UNIVERSAL TOOLS

Crimping, cutting or punching: Replaceable adapter and dies quickly adapt the tool to individual tasks. Low weight and powerful: Crimping up to 400 mm², cutting up to 40 mm diameter or punching up to 92 x 92 mm, no problem at all for the Klauke Multi.

The Klauke Multi: The right tool in every instance.

NEXT GENERATION



▶ Systematic crimping

All crimping dies from Klauke function with every Klauke tool. Crimp cable lugs with the Klauke series 5, 18 and 22 (6 t tools) and wide crimping with the series 13 (12 t tools). Differing crimp shapes and nominal cross-sections up to 400 mm² can be processed with just one tool.

- Can be used with dies series 5, 18 and 22 (6 t)
- Wide crimping with dies series 13 (12 t) possible
- Cross sections up to 400 mm²
- Simple adapter replacement

▶ All-around cutting

Stay prepared for various materials. Cables from copper and aluminium are not a problem with appropriate cutting head, likewise for DIN-profile rails, threaded bars or railway catenary wires. Klauke universal tool cuts everything up to 40 mm diameter.

- Differing materials can be cut: Aluminium and copper cables, threaded rods, profile rails, railway catenary wires
- The right cutting dies for every application
- Cutting range up to 40 mm

▶ The plus one: Hole punching

Retooling of hole punches is really simple with the Klauke multi. In conjunction with hole punch adapters from Greenlee, you can punch holes up to 64 mm round and max. 92 mm x 92 mm square.

▶ Solid in use

The Klauke universal tool can also be used for machining operations on solid bus bars and laminated bus bars up to 120 mm x 12 mm. Bending, punching, cutting and offsetting with one device that can be operated with the AHP700L and the electric pumps from Klauke.



HK 60 UNV Hand-operated hydraulic universal tool



- ▶ One head for crimping, cutting and punching - one tool for all
- ▶ Ideal in the assembly field where all common jobs can be carried out using one tool

Characteristics

- Universal head flip top style, rotatable
- Adapter for crimping dies of the Klauke Series 5, 18 and 22
- Various cutting dies for aluminium and copper conductors with and without armouring as well as Al/St-Cables (ACSR)
- Dies for cutting threaded rods and DIN rails
- Punching adapter for Greenlee punching tools
- Dies to punch DIN rails
- Light weight due to high quality aluminium housing
- 2-stage hydraulic system with fast feed and power stroke
- Automatic retraction when operation is complete

Technical instructions

- Interchangeable adapters and dies for crimping, cutting and punching you will find on page 478



K5
SERIE

K18
SERIE

K22
SERIE

Technical data		
Crimping force	60 kN	
Stroke	42 mm	
Crimping range	6 - 300 mm ²	
Cutting range	max. 40 mm dia.	
Punching capacity	up to 64 mm dia. round, up to 92 x 92 mm square	
Length	540 mm	
Weight	3.5 kg	
Ambient temperature	-20 °C to +40 °C	
Item	Part No.	
Hand-operated hydraulic universal tool	HK60UNV	
Scope of supply	Part No.	Page
Steel carrying case	MK60UNV	



Universal tools

Hand-operated hydraulic universal tool, hydraulic universal head

PK 60 UNV Hydraulic universal head



- ▶ One head for crimping, cutting and punching - one tool for all
- ▶ Ideal in the assembly field where all common jobs can be carried out using one tool
- ▶ For connecting to hydraulic pumps with 700 bar operating pressure for best possible crimping, cutting and punching results

Characteristics

- Universal head with quick coupling, 360° rotation when not pressurised, flip top style
- Various cutting dies for aluminium and copper conductors with and without armouring as well as Al/St-Cables (ACSR)
- Dies to punch DIN rails
- Adapter for crimping dies of the Klauke Series 5, 18 and 22

Technical instructions

- Interchangeable adapters and dies for crimping, cutting and punching you will find on page 478



Technical data		
Crimping force	60 kN	
Stroke	42 mm	
Crimping cycle	3 s to 5 s (depending on crimping cross-section)	
Number of crimps	approx. 300 at 150 mm ² Cu DIN	
Cutting range	max. 40 mm dia.	
Number of cuts	approx. 110 at 4 x 70 mm ² NYN	
Punching capacity	up to 64 mm dia. round, up to 92 x 92 mm square	
Operating pressure	max. 700 bar	
Length	350 mm	
Weight	2.4 kg	
Item	Part No.	
Hydraulic universal head	PK60UNV	
Scope of supply	Part No.	Page
Carrying bag	TT2	192

EKM 60 UNV Battery-powered hydraulic universal tool 6 - 300 mm²



**K22
SERIE**

**K18
SERIE**

**K5
SERIE**

- ▶ One head for crimping, cutting and punching - one tool for all
- ▶ Ideal in the assembly field where all common jobs can be carried out using one tool
- ▶ All tool data on view thanks to display and ipress app
- ▶ Small and slim, perfect for cramped conditions

Characteristics

- Choose your battery system: Bosch or Makita
- All data can be easily read via Bluetooth
- Universal head flip top style, rotatable
- Simple and safe: One-button operating concept for controlling all tool functions
- Effortless working due to balanced centre of gravity
- LED for work area illumination
- Simple and safe: Automatic retraction when operation is complete
- Always ready-to-use thanks to battery charge and service display

Technical instructions

- Interchangeable adapters and dies for crimping, cutting and punching you will find on page 478

Technical data	
Crimping force	60 kN
Stroke	42 mm
Crimping range	6 - 300 mm ²
Crimping cycle	7 s up to 9 s (depending on cross-section)
Cutting range	max. 40 mm dia.
Punching capacity	up to 64 mm dia. round, up to 92 x 92 mm square
Charging time	15 min.
Weight	3.0 kg
Ambient temperature	-10 °C up to +40 °C

Item	Part No. Bosch	Part No. Makita	
Battery-powered hydraulic universal tool 6 - 300 mm ²	EKM60UNVCFB	EKM60UNVCFM	
Scope of supply			Page
Bosch battery 18 V / 2.0 Ah, Li-Ion	RALB1EU		492
Bosch quick-charger for 18 V Li-Ion battery	LGLB1EU		494
Makita battery 18 V / 1.5 Ah, Li-Ion		RAL1	491
Makita quick-charger for 18 V Li-Ion battery		LGL1	494
Adapter for crimping dies of Series 22	UA22	UA22	478
Plastic case 450 x 370 x 105 mm	KKMUNVNG	KKMUNVNG	
Accessories			Page
Bosch battery 18 V / 5.0 Ah, Li-Ion	RALB2EU		493
Makita battery 18 V / 3.0 Ah, Li-Ion (54 Wh)		RAL2	491

EK 60 UNV Battery-powered hydraulic universal tool 6 - 300 mm²

**NEXT
GENERATION**



- ▶ One head for crimping, cutting and punching - one tool for all
- ▶ Ideal in the assembly field where all common jobs can be carried out using one tool
- ▶ Fast working due to 2-stage hydraulics
- ▶ All tool data on view thanks to display and ipress app

Characteristics

- Choose your battery system: Bosch or Makita
- All data can be easily read via Bluetooth
- Universal head flip top style, rotatable
- Simple and safe: One-button operating concept for controlling all tool functions
- Effortless working due to balanced centre of gravity
- LED for work area illumination
- 2-stage hydraulic system with fast feed and power stroke
- Simple and safe: Automatic retraction when operation is complete
- Always ready-to-use thanks to battery charge and service display

Technical instructions

- Interchangeable adapters and dies for crimping, cutting and punching you will find on page 478



Technical data	
Crimping force	60 kN
Stroke	42 mm
Crimping range	6 - 300 mm ²
Crimping cycle	3 s to 5 s (depending on cross-section)
Cutting range	max. 40 mm dia.
Punching capacity	up to 64 mm dia. round
Charging time	45 min.
Weight	4.8 kg
Ambient temperature	-10 °C up to +40 °C

Item	Part No. Bosch	Part No. Makita	
Battery-powered hydraulic universal tool 6 - 300 mm ²	EK60UNVCFB	EK60UNVCFM	
Scope of supply			Page
Bosch battery 18 V / 5.0 Ah, Li-Ion	RALB2EU		493
Bosch quick-charger for 18 V Li-Ion battery	LGLB1EU		494
Makita battery 18 V / 4.0 Ah, Li-Ion		RAL40	492
Makita quick-charger for 18 V Li-Ion battery		LGL1	494
Plastic case 450 x 370 x 105 mm	UA22	UA22	478
Adapter for crimping dies of Series 22	KK120UNVNG	KK120UNVNG	



**NEXT
GENERATION**

EK 120 UNV Battery-powered hydraulic universal tool 10 - 400 mm²



- ▶ One head for crimping, cutting and punching - one tool for all
- ▶ Ideal in the assembly field where all common jobs can be carried out using one tool
- ▶ All tool data on view thanks to display and ipress app

Characteristics

- Choose your battery system: Bosch or Makita
- All data can be easily read via Bluetooth
- Universal head flip top style, rotatable
- Simple and safe: One-button operating concept for controlling all tool functions
- Effortless working due to balanced centre of gravity
- LED for work area illumination
- 2-stage hydraulic system with fast feed and power stroke
- Simple and safe: Automatic retraction when operation is complete
- Always ready-to-use thanks to battery charge and service display

Technical instructions

- Interchangeable adapters and dies for crimping, cutting and punching you will find on page 478






























**K13
SERIE**

Technical data	
Crimping force	108 kN
Stroke	42 mm
Crimping range	10 - 400 mm ²
Crimping cycle	Depending on cable type
Cutting range	max. 40 mm dia.
Punching capacity	up to 144 mm dia. round, up to 138 x 138 mm square
Charging time	45 min.
Weight	6.5 kg
Ambient temperature	-10 °C up to +40 °C

Item	Part No. Bosch	Part No. Makita	
Battery-powered hydraulic universal tool 10 - 400 mm ²	EK120UNVCFB	EK120UNVCFM	
Scope of supply			Page
Bosch battery 18 V / 5.0 Ah, Li-Ion	RALB2EU		493
Bosch quick-charger for 18 V Li-Ion battery	LGLB1EU		494
Plastic case 450 x 370 x 105 mm	KK120UNVNG	KK120UNVNG	
Adapter for crimping dies	UA12TKL	UA12TKL	478



Interchangeable adapters and dies for crimping, cutting or punching

Part description	Part no.	Tools	
		6 ton	12 ton
Application: crimping			
 Adapter for crimping dies series 5	UA5	●	
 Adapter for crimping dies series 13	UA12TKL		●
 Adapter for crimping dies series 18	UA18	●	
 Adapter for crimping dies series 22	UA22	●	
Application: cutting			
 Cutting die for Al/Cu conductors to max. 40 mm dia.	UCACSR	●	●
 Cutting die for Al/Cu conductors to max. 26 mm dia.	UC26	●	●
 Cutting die for Al/Cu conductors to max. 40 mm dia.	UC40	●	●
 Cutting die for threaded rods M5 metric	UCM5	●	●
 Cutting die for threaded rods M6 metric	UCM6	●	●
 Cutting die for threaded rods M8 metric	UCM8	●	●
 Cutting die for threaded rods M10 metric	UCM10	●	●
 Cutting die for threaded rods M12 metric	UCM12	●	●
 Cutting die for threaded rods 1/4"	UCUNC14	●	●
 Cutting die for threaded rods 3/8"	UCUNC38	●	●
 Cutting die for threaded rods 1/2"	UCUNC12	●	●
 Cutting die for profile conductors 35 x 15	UCD3515	●	●
 Cutting die for profile conductors 32 x 15 x 9	UCD3215	●	●
 Cutting die for profile conductors 35 x 7.5	UCD3575	●	●
 Cutting die for profile conductors 2980	UCN2980	●	●
 Cutting die for laminated Cu bus bars, max. width 37.5 mm	UCF	●	
 Cutting die 107 mm ² type AC for catenary wires in railway construction	UCAC107	●	●
 Cutting die 85 mm ² type BC for catenary wires in railway construction	UCBC85	●	●
 Cutting die 110 mm ² type BC for catenary wires in railway construction	UCBC110	●	●
 Cutting die 120 mm ² type BC for catenary wires in railway construction	UCBC120	●	●
Cutting die 150 mm ² type BC for catenary wires in railway construction	UCBC150	●	●
Application: Punching			
 Hole punch adapter for holes to 64 mm dia., 92 x 92 mm and 46 x 92 mm	UA6P	●	
 Hole punch adapter for holes to 144 mm dia., 138 x 138 mm and 68 x 138 mm	UA12P		●
 Die for punching DIN rails 35 x 15; 32 x 15 x 9; 35 x 7.5	UPD6	●	



Bus bar tool centre



- ▶ Basic tool for bending, punching and cutting solid and laminated bus bars up to 120 x 12 mm
- ▶ Compact design and low weight

Suitable for

- Drive with EHP4 or AHP700-L

Additional information

- For drives with EHP4 the Part Number appendix „EHP4“ is required (50052241EHP4)
For drives with AHP700-L connector Sbz4 is required.

Technical data	
Crimping force	185 kN
Max. operating pressure	700 bar
Capacity	1.5 l / min.
Required oil volume	0.15 l
Dimension	480 x 500 x 360 mm
Weight	51 kg
Item	Part No.
Bus bar tool centre for operation with AHP700-L	50052241

Bending tool



- ▶ For Al/Cu materials to max. 120 x 12 mm
- ▶ Bending radius 5.00 mm

Characteristics

- Max. bending angle 100°

Technical data	
Weight	7.1 kg
Item	Part No.
Bending tool, 5.0 mm bending radius	50052250

Punching tool I



Characteristics

- Solid conductors from Al/Cu to max. 12 mm and steel to 10 mm thick

Suitable for

- Hole diameters from 6.5 - 21 mm

Technical data	
Weight	4.5 kg
Item	Part No.
Punching tool I	50052128

Punching tool I



Characteristics

- Solid conductors from Al/Cu to max. 12 mm and steel to 10 mm thick

Item	Part No.
Punch and die 6.5 mm dia.	50052276
Punch and die 8.5 mm dia.	50052284
Punch and die 11 mm dia.	50052292
Punch and die 13 mm dia.	50052306
Punch and die 15 mm dia.	50052314
Punch and die 17 mm dia.	50052322
Punch and die 21 mm dia.	50052330
Oblong punch and die 6.5 x 13 mm	50052349
Oblong punch and die 8.5 x 16 mm	50052357
Oblong punch and die 11 x 20 mm	50052365
Oblong punch and die 13 x 20 mm	50052373
Oblong punch and die 17 x 20 mm	50052381

Punching tool III



Characteristics

- Solid and laminated bus bars from Al/Cu to max. 12 mm and steel to 10 mm thick

Suitable for

- Hole diameters from 6.5 - 21 mm

Technical data	
Weight	4.5 kg
Item	Part No.
Punching tool III	50766919

Punch & die for punching tool III




Characteristics

- Solid and laminated bus bars from Al/Cu to max. 12 mm and steel to 10 mm thick

Item	Part No.
Punch and die 6.5 mm dia.	50115286
Punch and die 8.5 mm dia.	50115294
Punch and die 11 mm dia.	50115308
Punch and die 13 mm dia.	50115316
Punch and die 15 mm dia.	50115324
Punch and die 17 mm dia.	50115332
Punch and die 21 mm dia.	50115340
Oblong punch and die 6.5 x 13 mm	50115359
Oblong punch and die 8.5 x 16 mm	50115367
Oblong punch and die 11 x 20 mm	50115375
Oblong punch and die 13 x 20 mm	50115383
Oblong punch and die 17 x 20 mm	50115391



Cutting tool




Characteristics

- For Al/Cu materials to max. 120 x 12 mm

Technical data	
Weight	5.3 kg
Item	Part No.
Cutting tool	50052144

Offset tool



Characteristics

- Workpiece offset 5, 6, 8, 10 and 12 mm by using insertion plates
- For Al/Cu materials to max. 120 x 12 mm

Technical data	
Dimension	175 x 90 x 135 mm
Weight	10.0 kg
Item	Part No.
Offset tool	50052152

Aluminium accessory box for punching tools, empty



Suitable for

- Storage of accessories

Technical data	
Dimension	350 x 250 x 200 mm
Weight	4.3 kg
Item	Part No.
Tool chest alu (empty)	50052160

THE RIGHT DRIVE FOR EVERY ACTIVITY.

Even when it comes to drive units, Klauke leaves nothing to chance. No matter where, when and how: Klauke hydraulic pumps give you the power you need.





Pumps

Pumps

Hydraulic pumps

Accessories for hydraulic tools

482

484

491



THE DRIVE - HYDRAULIC PUMPS AND DRIVE UNITS

With Klauke, everything fits together. Klauke hydraulic pumps provide every Klauke crimping, cutting and multi head with the required thrust. All pumps are matched to the various heads. They generate 700 bar pressure so that the tool can provide full power with every operation.



► Foot pressure actuation: Hydraulic foot pumps

Keep your hands free: With the steady hydraulic foot pumps, you can operate all crimping and cutting tools by your foot pressure. The 2-stage hydraulic system work especially efficiently.

- Foot pumps with up to 700 bar pressure
- 2-stage hydraulic system for efficient pumping effect
- Automatic pressure switch off
- Best possible convenience and good durability
- Up to 10 m hydraulic hose available

► Portable pressure: Battery-powered hydraulic pumps

Pumps wherever you want. Simply take our battery-powered hydraulic pump AHP 700-L along with shoulder strap or rucksack.

- Pumps delivering up to 700 bar pressure
- Compact dimensions for portable use
- Simple operation via hand switch with 1.5 m cable
- Display with reverse function
- Hydraulic hose up to 10 m long available


► Pressure with current: Electro-hydraulic pumps

Use the full force of your tools also with EHP 2, 3 or 4 electro-hydraulic drive.

- Power output up to 700 bar
- High capacity with compact dimensions
- Hydraulic hose up to 10 m long available



FHP 2 Foot pump 700 bar



- ▶ Two-stage hydraulics
- ▶ Manual retraction if required, also at high pressure
- ▶ Sturdy design

Characteristics

- Automatic pressure switch off

Suitable for

- The operation of hydraulic crimping and cutting heads

Technical data

Operating pressure max. 700 bar

Weight 12 kg

Item	Part No.	
Foot pump 700 bar	FHP2	
Scope of supply	Part No.	Page
Hydraulic hose, 2 m	HS22	497
Accessories	Part No.	Page
Hydraulic hose, 3 m	HS23	497
Hydraulic hose, 4 m	HS24	497
Hydraulic hose, 5 m	HS25	497
Hydraulic hose, 6 m	HS26	497
Hydraulic hose, 8 m	HS28	497
Hydraulic hose, 10 m	HS210	497

PHD 2 Pneumatic/hydraulic pressure transmitter, 700 bar



- ▶ Manual retraction if required, also at high pressure

Suitable for

- The operation of hydraulic crimping and cutting heads

Technical data

Required air pressure max. 6 bar

Operating pressure max. 700 bar

Weight 6.3 kg

Item	Part No.	
Pneumatic/hydraulic pressure transmitter	PHD2	
Scope of supply	Part No.	Page
Hydraulic hose, 2 m	HS22	497
Accessories	Part No.	Page
Hydraulic hose, 3 m	HS23	497
Hydraulic hose, 4 m	HS24	497
Hydraulic hose, 5 m	HS25	497
Hydraulic hose, 6 m	HS26	497
Hydraulic hose, 8 m	HS28	497
Hydraulic hose, 10 m	HS210	497

EHP 2 Electro hydraulic drive unit 400 V, 700 bar

► Compact dimensions and low weight combined with high conveying capacity



Characteristics

- With AC motor
- Hydraulic hose, 2 m
- Three-stage safety foot switch
- Electronic control
- 70 % power-on time

Suitable for

- The operation of hydraulic crimping and cutting heads

Technical data

Version	Three-phase motor
Rated output	0.55 kW
Motor voltage	360 V - 440 V / 50 Hz
Capacity	0.82 l / min.
Operating pressure	max. 700 bar
Weight	22.9 kg
Operating mode	70 % power-on time

Item	Part No.	
Electro-hydraulic pump, 400 V, 700 bar	EHP2380	
Scope of supply	Part No.	Page
Hydraulic hose, 2 m	HS22	497
Foot switch for electro-hydraulic pumps EHP 4 and HK 12/2 EL	FTA1	496
Accessories	Part No.	Page
Transport trolley for electro-hydraulic pump EHP 2	TW50	
Two-hand safety controller for pumps EHP 2 to EHP 4	ZST3	496
Hydraulic hose, 3 m	HS23	497
Hydraulic hose, 4 m	HS24	497
Hydraulic hose, 5 m	HS25	497
Hydraulic hose, 6 m	HS26	497
Hydraulic hose, 8 m	HS28	497
Hydraulic hose, 10 m	HS210	497
Adapter Klauke sleeve to Greenlee plug	CMGSK	



EHP 3 Electro hydraulic drive unit 400 V, 700 bar

- ▶ Continuous operation
- ▶ High conveying capacities with compact dimensions

Characteristics

- With AC motor
- Hydraulic hose, 2 m
- Three-stage safety foot switch
- Electronic control

Suitable for

- The operation of hydraulic crimping and cutting heads



Technical data

Version	Three-phase motor
Rated output	1.1 kW
Motor voltage	360 V - 440 V / 50 - 60 Hz
Capacity	0.9 l / min.
Operating pressure	max. 700 bar
Weight	40.9 kg
Operating mode	100 % power-on time

Item	Part No.	
Electro-hydraulic pump, 400 V, 700 bar	EHP3	
Scope of supply	Part No.	Page
Hydraulic hose, 2m	HS22	497
Foot switch for electro-hydraulic pumps EHP 4 and HK 12/2 EL	FTA1	496
Accessories	Part No.	Page
Transport trolley for electro-hydraulic pump EHP 3	TWEHP3	496
Two-hand safety controller for pumps EHP 2 to EHP 4	ZST3	497
Hydraulic hose, 3 m	HS23	497
Hydraulic hose, 4 m	HS24	497
Hydraulic hose, 5 m	HS25	497
Hydraulic hose, 6 m	HS26	497
Hydraulic hose, 8 m	HS28	497
Hydraulic hose, 10 m	HS210	
Adapter Klauke sleeve to Greenlee plug	CMGSK	



EHP 4 Electro-hydraulic pumps, 700 bar

- ▶ High capacity
- ▶ Manually adjustable piston stroke speed / delivery volume of the pump
- ▶ Closed, compact and lockable housing (IP54 or higher) to protect against humidity, dust and unauthorised manipulation



Characteristics

- Compatibility with Klauke hydraulic crimping and cutting heads
- For connecting to busbar machining centre
- For use in conjunction with the LSK 120 with adapter CMGSK for punching bus bars
- Compatible with Greenlee punching tools (round and special shape punches) with adapter CMGSK

Additional information

- The hydraulic pumps can be individually configured as customer-specific system.

Technical data

Version	AC
Rated output	0.75 kW
Motor voltage	EHP4115: 115 V/50 Hz, EHP4230: 230 V/50 Hz
Capacity	0.82 l / min.
Operating pressure	max. 700 bar
Weight	28.3 kg
Operating mode	70% power-on time

Item	Part No.	
Electro-hydraulic pump, 115 V	EHP4115	
Electro-hydraulic pump, 230 V	EHP4230	
Scope of supply	Part No.	Page
Hydraulic hose, 3 m	HS23	497
Foot switch for electro-hydraulic pumps EHP 4 and HK 12/2 EL	FTA1	496
Accessories	Part No.	Page
Two-hand safety controller for pumps EHP 2 to EHP 4	ZST3	496
Hydraulic hose, 3 m	HS23	497
Hydraulic hose, 4 m	HS24	497
Hydraulic hose, 5 m	HS25	497
Hydraulic hose, 6 m	HS26	497
Hydraulic hose, 8 m	HS28	497
Hydraulic hose, 10 m	HS210	497
Transport trolley for electro-hydraulic pump EHP 4	TW150	495
Adapter Klauke sleeve to Greenlee plug	CMGSK	



AHP 700-L Battery powered hydraulic pump, 700 bar

- ▶ Compact and lightweight design for mobile use
- ▶ High capacity



Characteristics

- Select programme from crimping, cutting, and punching
- Housing from impact-resistant, fibreglass reinforced polyamide
- Large display for monitoring, diagnostics and setting the pump
- Two powerful, high-capacity Li-Ion batteries
- Automatic retraction when operation is complete
- Manual retract stop with „teach-in“ (MRS+) for positioning control for multiple crimps
- Remote control with cable for easy operation of the battery-operated pump
- Maintenance display via LED
- All hydraulic hoses have coupling plug and coupling sleeve, oil filled
- High wearing comfort with padded shoulder strap

Suitable for

- Operates all single-acting Klauke crimping, cutting and punching tools with 700 bar operating pressure
- The connection to busbar machining centre
- The punching of busbars in conjunction with the LSK 120 with adapter CMGSK

Additional information

- Also available in country-specific variants, Part Number appendix „C“

Technical data	
Battery voltage	18 V
Battery capacity	2 x 4.0 Ah, Li-Ion
Charging time	22 min.
Weight incl. battery	(with two batteries) approx. 6.4 kg
Ambient temperature	-12 °C to +40 °C
Operating pressure	max. 700 bar
Max. oil volume;	approx. 800 ml
Dimensions	L x W x H: 330 x 160 x 280 mm

Item	Part No.		
Battery powered hydraulic pump, 700 bar	AHP700L		
Scope of supply	Part No.	Quantity	Page
Makita battery 18 V / 4.0 Ah, Li-Ion	RAL40	2	491
Makita quick-charger for 18 V Li-Ion battery	LGL1	1	494
Hydraulic hose, 2 m, oil filled	HSOEL2	1	497
Carrying strap with shoulder padding	TG3	1	495
Carrying bag	TT2	1	196
Remote control with 1.5 m cable	HTA4	1	499
Accessories	Part No.	Page	
Hydraulic hose, 3 m, oil filled	HSOEL3	497	
Hydraulic hose, 4 m, oil filled	HSOEL4	497	
Hydraulic hose, 5 m, oil filled	HSOEL5	497	
Hydraulic hose, 6 m, oil filled	HSOEL6	497	
Hydraulic hose, 8 m, oil filled	HSOEL8	497	
Hydraulic hose, 10 m, oil filled	HSOEL10	497	
18 V mains adapter for 230 V Voltage	NG2230	493	
Two-hand safety control for battery powered hydraulic pump AHP 700-L	ZST4	496	
Foot switch for battery powered hydraulic pump	FTA4		
Transport rucksack	TRAHP700L		
Variants	Part No.	Page	
AHP 700-L with transport rucksack	TRAHP700LSET		

767 Hydraulic hand pump



- ▶ Lightweight, portable hand pump
- ▶ Robust construction

Characteristics

- All-purpose - works in every position
- Incl. mounting holes for work bench assembly

Additional information

- In combination with punch cylinder 50170910 for all hole sizes

Technical data

Dimension 330 x 100 x 100 mm

Operating pressure max. 460 bar

Weight 2.7 kg

Item	Part No.	
Hydraulic hand pump 767	50132849	
Accessories	Part No.	Page
Hydraulic hose 6.4 mm dia. x 0.9 m	50383167	498

1725 Hydraulic foot pump



- ▶ Foot operation facilitates two-handed operation of round and special shaped punches

Characteristics

- Lockable pedal for storage and transport
- All-purpose

Additional information

- In combination with punch cylinder 50170910 for all hole sizes

Technical data

Dimension 400 x 200 x 150 mm

Operating pressure max. 460 bar

Weight 5.0 kg

Item	Part No.	
1725 Hydraulic foot pump	50313533	
Accessories	Part No.	Page
Hydraulic hose 6.4 mm dia. x 3 m	50377299	498



RAL 1 Makita battery 18 V / 1.5 Ah Li-Ion (27 Wh)



Characteristics

- No memory effect
- Extremely low self-discharge
- Low weight

Suitable for

- Next Generation battery-powered hydraulic tools with Makita battery mounting

Technical data	
Battery voltage	18 V
Battery capacity	1.5 Ah
Charging time	With LGL1: 15 min.
Cell technology	Li-Ion
Weight	0.4 kg
Item	Part No.
Makita battery 18 V / 1.5 Ah, Li-Ion	RAL1

RAL 2 Makita battery 18 V / 3.0 Ah Li-Ion (54 Wh)



Characteristics

- No memory effect
- Extremely low self-discharge
- Low weight

Suitable for

- Next Generation battery-powered hydraulic tools with Makita battery mounting

Technical data	
Battery voltage	18 V
Battery capacity	3.0 Ah
Charging time	With LGL1: 22 min.
Cell technology	Li-Ion
Weight	0.6 kg
Item	Part No.
Makita battery 18 V / 3.0 Ah, Li-Ion (54 Wh)	RAL2

RAL 3 Battery 18 V / 3.3 Ah Li-Ion (54 Wh)



Characteristics

- No memory effect
- Extremely low self-discharge
- Low weight

Suitable for

- Klauke safety cutter

Technical data	
Battery voltage	18 V
Battery capacity	3.3 Ah
Charging time	With LGL3: 60 min.
Ambient temperature	-20 °C to +40 °C
Cell technology	Li-Ion
Weight	0.6 kg
Item	Part No.
Battery 18 V / 3.3 Ah, Li-Ion (54 Wh)	RAL3



Pumps

Accessories for hydraulic tools

RAL 40 Makita battery 18 V / 4.0 Ah Li-Ion (72 Wh)



Characteristics

- No memory effect
- Extremely low self-discharge
- Light - same weight as the Makita 3.0 Ah battery

Suitable for

- Next Generation battery-powered hydraulic tools with Makita battery mounting

Technical data	
Battery voltage	18 V
Battery capacity	4.0 Ah
Charging time	With LGL1: 36 min.
Ambient temperature	-20 °C to +40 °C
Cell technology	Li-Ion
Weight	0.6 kg
Item	Part No.
Makita battery 18 V / 4.0 Ah, Li-Ion	RAL40

RAL 4 Makita battery 18 V / 5.0 Ah, Li-Ion



Characteristics

- No memory effect
- Extremely low self-discharge
- Light - same weight as the Makita 3.0 Ah battery

Suitable for

- Next Generation battery-powered hydraulic tools with Makita battery mounting

Technical data	
Battery voltage	18 V
Battery capacity	5.0 Ah, Li-Ion
Charging time	With LGL1: 45 min.
Ambient temperature	-20 °C to +40 °C
Cell technology	Li-Ion
Weight	0.6 kg
Item	Part No.
Makita battery 18 V / 5.0 Ah, Li-Ion (90 Wh)	RAL4

RAL B1 EU Bosch battery 18 V / 2.0 Ah, Li-Ion



Technical data	
Battery capacity	2.0 Ah
Charging time	With LGLB1EU: 15 min.
Cell technology	Li-Ion
Voltage range	18 V
Weight	0.4 kg
Item	Part No.
Bosch battery 18 V / 2.0 Ah, Li-Ion	RALB1EU



RAL B2 EU Bosch battery 18 V / 5.0 Ah, Li-Ion



Technical data	
Battery voltage	18 V
Battery capacity	5.0 Ah, Li-Ion
Charging time	With LGLB1EU: 45 min.
Cell technology	Li-Ion
Weight	0.69 kg
Item	Part No.
Bosch battery 18 V / 5.0 Ah, Li-Ion	RALB2EU

RAML1 battery 10.8 V / 1.5 Ah, Li-Ion (16.2 Wh)



Technical data	
Battery voltage	10.8 V
Battery capacity	1.5 Ah
Cell technology	Li-Ion
Weight	0.3 kg
Item	Part No.
Battery 10.8 V / 1.5 Ah, Li-Ion (16.2 Wh)	RAML1

NG2 mains adapter 18 V for 120 V or 230 V mains voltage

Characteristics

- Temperature protection
- Current limiter
- Overload protection 250 V
- Cable lengths: 5 m

Suitable for

- For all Klauke tools with 18 V all-mains sets - Makita version



Technical data	
Mains supply	120 V / 230 V
Voltage range	18 V
Weight	0.8 kg
Item	Part No.
18 V mains adapter for 120 V Voltage	NG2115
18 V mains adapter for 230 V Voltage	NG2230



LGL 1 Makita quick-charger for 18 V Li-Ion batteries



Suitable for

- Klauke Li-Ion Makita battery 18 V

Technical data	
Charging time	With RAL1: 15 min., with RAL2: 22 min.
Mains supply	230 V
Voltage range	18 V
Weight	1 kg
Item	Part No.
Makita quick-charger for 18 V Li-Ion battery	LGL1

LGL 3 Makita quick-charger for 18V Li-Ion batteries



Suitable for

- Klauke Li-Ion Makita battery 18 V
- Connection to car cigarette lighter

Technical data	
Charging time	60 min.
Mains supply	220 - 240 V
Voltage range	18 V
Weight	0.6 kg
Item	Part No.
Charger for 18 V Li-Ion batteries	LGL3

LGL B1 EU Bosch charger for 18 V Li-Ion batteries



Characteristics

- Charger for safety cutting unit batteries

Suitable for

- 18 V / 3.30 Ah Li-Ion batteries

Technical data	
Charging time	With RALB1EU.:15 min, RALB2EU: 45 min.
Mains supply	230 V
Voltage range	18 V
Weight	0.65 kg
Item	Part No.
Bosch quick-charger for 18 V Li-Ion battery	LGLB1EU



LGML 1 Charger for 10.8 V Li-Ion batteries, 230 V



Suitable for

- Klauke Li-Ion battery 10.80 V

Technical data	
Cell technology	Li-Ion
Mains supply	220 - 240 V
Voltage range	10.8 V
Weight	0.5 kg
Item	Part No.
Charger for 10.80 V Li-Ion batteries, 230 V	LGML1

TW 150 Transport trolley for electro-hydraulic pump EHP 4



Item	Weight kg	Part No.
Transport trolley for electro-hydraulic pump EHP 4	8.7	TW150

TG 3 Carrying strap with shoulder padding



Suitable for

- Battery powered hydraulic pump AHP 700-L

Item	Part No.
Carrying strap with shoulder padding	TG3



Pumps

Accessories for hydraulic tools

FTA 3 / FTA 4 Two-hand safety controls for pumps



Suitable for

- Pumps: EHP 4 and AHP 700-L

Item	Part No.
Two-hand safety controller for pumps EHP 2 to EHP 4	ZST3
Two-hand safety control for battery powered hydraulic pump AHP 700-L	ZST4

FTA 1 / FTA 4 Foot switches for pumps



Suitable for

- Pumps: EHP 4, HK 12/2 EL, AHP 700-L

Item	Part No.
Foot switch for electro-hydraulic pumps EHP 4 and HK 12/2 EL	FTA1
Foot switch for battery powered hydraulic pump AHP 700-L	FTA4

T 15 Special hydraulic oil



Characteristics

- Environmentally-friendly hydraulic oil, quickly biodegradable
- 5 l canister

Suitable for

- Hydraulic pumps, exception: Safety cutter

Item	Part No.
Special hydraulic oil	T15



Hydraulic oil



Characteristics

- Specially-developed for GREENLEE hydraulic tools

Item	Part No.
Hydraulic oil 3.8 l	90510593
Hydraulic oil 0.95 l	90508068

HS 2 Hydraulic hoses



Suitable for

- Hydraulic crimping and cutting systems and pumps
- For connecting to hydraulic pumps FHP 2, PHD 2, EHP 2, EHP 3, EHP 4, HK12/2 EL, HK 25/2 EL, AS 65 FHP, AS 105 FHP, HK 25/2, HK 45

Item	Part No.
Hydraulic hose, 2 m	HS22
Hydraulic hose, 3 m	HS23
Hydraulic hose, 4 m	HS24
Hydraulic hose, 5 m	HS25
Hydraulic hose, 6 m	HS26
Hydraulic hose, 8 m	HS28
Hydraulic hose, 10 m	HS210

HS OEL hydraulic hose, oil filled



Characteristics

- For connecting to battery-powered hydraulic pump AHP 700-L

Additional information

- Also available in country-specific variants, Part Number appendix „C“

Item	Part No.
Hydraulic hose, 2 m, oil filled	HSOEL2
Hydraulic hose, 3 m, oil filled	HSOEL3
Hydraulic hose, 4 m, oil filled	HSOEL4
Hydraulic hose, 5 m, oil filled	HSOEL5
Hydraulic hose, 6 m, oil filled	HSOEL6
Hydraulic hose, 8 m, oil filled	HSOEL8
Hydraulic hose, 10 m, oil filled	HSOEL10



Pumps

Accessories for hydraulic tools

Hydraulic hose 6.4 mm dia. x 3 m



Characteristics

- Filled with hydraulic oil

Suitable for

- Hydraulic foot pump 1725

Item	Part No.	
Hydraulic hose 6.4 mm dia. x 3 m	50377299	
Scope of supply	Part No.	Page
Hydraulic hose, 3 m	90525159	
Coupler plug	90541693	
Dust cap	90541707	

Hydraulic hose 6.4 mm dia. x 0.9 m



Characteristics

- Without hydraulic oil

Suitable for

- Hydraulic hand pump 767

Item	Part No.	
Hydraulic hose 6.4 mm dia. x 0.9 m	50383167	
Scope of supply	Part No.	Page
Hydraulic hose, 0.9 m	50063022	
Coupler plug	90541693	
Dust cap	90541707	

KST 2 Coupler



Characteristics

- Including adapter

Suitable for

- Hydraulic crimping and cutting systems and pumps

Item	Part No.
Coupler plug	KST2



KMF 1 Coupler for crimping and cutting heads



Characteristics

- KMF 1: For connecting to hydraulic crimping/cutting heads: PK 18, PK 22, PK 120/42, PK 120 U, PK 25/2, PK 45, PK 60 VP, PK 60 VP/FT, PK 60 UNV, THK 18, THK 22, THK 120, SDG 45, SDG 50, SDG 55, SDG 85/2, SDG 105, SDK 65, SDK 85, SDK 105, SDK 120
- Includes barrel nipple
- With 1/4" connection (external thread)

Item	Part No.
Coupler for crimping and cutting heads with barrel nipple	KMF1

DNP 2 Barrel nipple



Suitable for

- To connect and to extend hydraulic hoses HS 2

Item	Part No.
Barrel nipple	DNP2

HTA 4 remote control for hydraulic pump



Suitable for

- Battery powered hydraulic pump AHP 700-L

Item	Part No.
Remote control with 1.5 m cable	HTA4

EFFORTLESS OPERATIONS.

Safety, ergonomics and reliability – these quality features are a given in day-to-day work. Klauke hand tools are designed for this very purpose.





Hand tools

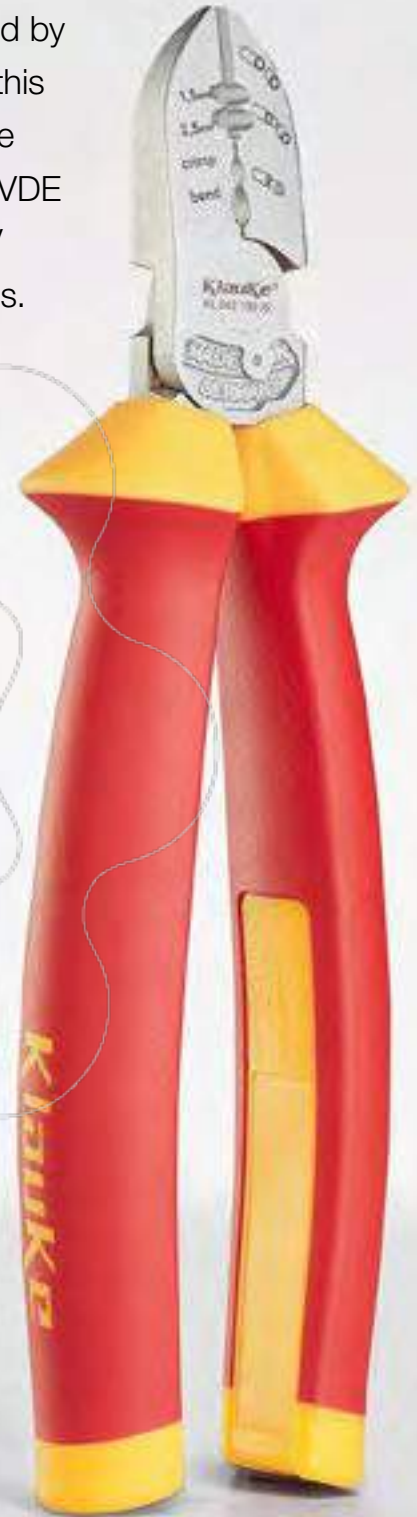

VDE tools	502
Pliers	504
Screwdrivers	508
Assortments and sets	510
Safety tools	514
Fully insulated tools	517
Tool cases	522
<hr/>	
Standard tools and accessory	523
Water pump pliers, fitting pliers	524
Electronic / precision mechanic's tools	525
Bits, holders and adapters	526
Assortments and sets	528
Measuring and marking	531
Basic tools	533
Tool cases	537
<hr/>	
Wire stripping tools	544
Wire stripping tools	545
Stripping tools	547
<hr/>	
Stripping tools for communication technology	549





SAFETY-TESTED RANGE – VDE TOOLS

For the safety of our customers, we also have our tools tested by independent bodies. The "VDE Tool" marking indicates that this special Klauke range conforms to the current directives of the safety testing procedure to EN/IEC 60900. All tools with the VDE name are approved to 1000 V alternating current and 1500 V direct current. Special tool steel creates additional robustness.



In brief

- ▶ Conforms to current directive EN/IEC 60900
- ▶ Manufactured using special tools steel
- ▶ Effortless operations due to optimal ergonomic design



► **When you need to go deeper: SLIM range**

SLIM range screwdrivers have a tapered blade at the front. Deeper screws, such as those in circuit breakers, can be reached with ease. No slipping and rolling due to special handle shape. With its narrow tip, the SLIM range is best suited for loosening cables in spring terminals.

- For use in confined areas due to tapered blade
- Safe operations due to rolling protection



► **More than just a force: Power combi-pliers**

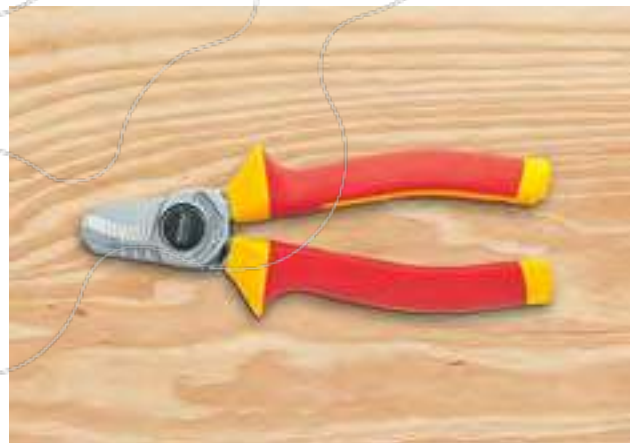
The power combi-pliers are really multi-talented: Cutting, gripping, counter holding, inserting conductors. Hence the name combi-pliers. Four tools in one: You need fewer tools and the power assist function also helps you when working.

- Cuts cables, conductors and wires
- Grips flat and round material such as safety splints
- Simplifies the insertion of cables into the clamp or circuit breaker
- Can also be used to tighten nuts

► **Everything under control: VDE cable cutters**

The VDE cable cutters are hard-wearing. They withstand cold impact tests to -25 °C, tests of the adhesion of the insulating material to 500 N and individual voltage tests in a water bath with 10,000 V AC. The reward: Certification to EN/IEC 60900. Completely safe.

- Extra hand protection against flying sparks
- Safe operations due to slip-proof overlay
- Safe even under extreme conditions
- For fine and superfine stranded copper and aluminium cables



VDE Cable cutter



Characteristics

- Adjustable joint
- Cuts fine and superfine stranded copper and aluminium cable

Part No.	KL010160IS	KL010210IS
Item	VDE Cable cutter 160 mm	VDE Cable cutter 210 mm
Dimension mm	160	210
Weight g	225	340
Cutting power up to dia.	16	25

VDE Power combination pliers



Characteristics

- With combination spanner from 11 - 17 mm (M8 - M10)
- Holds flat and round material
- Cuts soft wires, e.g. copper, aluminium, medium-hard wires e.g. nails, wire nails and hard wires, e.g. wire cable, steel wire

Part No.	KL020165IS	KL020180IS	KL020205IS
Item	VDE Power combination pliers, 165 mm	VDE Power combination pliers, 180 mm	VDE Power combination pliers, 205 mm
Dimension mm	165	180	205
Weight g	200	255	280
Cutting power soft wire dia. mm	4.0	5.2	5.9
Cutting power medium wire dia. mm	3.1	3.4	3.8
Cutting power hard wire dia. mm	2.0	2.2	2.5

VDE Power combination pliers, angled




Characteristics

- Comfortable working due to ergonomically optimised, 45° angled head
- With combination spanner from 11 - 17 mm (M8 - M10)
- Holds flat and round material
- Cuts soft wires, e.g. copper, aluminium, medium-hard wires e.g. nails, wire nails and hard wires, e.g. wire cable, steel wire

Part No.	KL026205IS
Item	VDE Power combination pliers, offset, 205 mm
Dimension mm	205
Weight g	285
Cutting power soft wire dia. mm	5.9
Cutting power medium wire dia. mm	3.8
Cutting power hard wire dia. mm	2.5



VDE Side cutter



Characteristics

- Improved cutting of insulated cables from slip-reducing wave profiled blades
- Cuts soft wires, e.g. copper, aluminium, medium-hard wires e.g. nails, wire nails and hard wires, e.g. wire cable, steel wire

Part No.	KL040145IS	KL040160IS	KL040180IS
Item	VDE Side cutter 145 mm	VDE Side cutter 160 mm	VDE Side cutter 180 mm
Dimension mm	145	160	180
Weight g	180	210	265
Cutting power soft wire dia. mm	5.0	6.0	7.0
Cutting power medium wire dia. mm	2.5	3.5	4.0
Cutting power hard wire dia. mm	1.7	2.0	2.5
Cutting power up to dia.	8.0	11.0	13.0

VDE Electricians side cutter



Characteristics

- High cutting performance for superfine wires due to hardened precision cutters
- Cuts soft wires, e.g. copper, aluminium, medium-hard wires e.g. nails, wire nails and hard wires, e.g. wire cable, steel wire

Part No.	KL042190IS
Item	VDE Electricians side cutter, 190 mm
Dimension mm	190
Weight g	285
Cutting power soft wire dia. mm	2.0
Cutting power medium wire dia. mm	1.0
Cutting power up to dia.	4.0

VDE Power side cutter



Characteristics

- Improved cutting of insulated cables from slip-reducing wave profiled blades
- Optimum handling due to ergonomically-shaped handle
- High cutting performance on hard wires and piano wires

Part No.	KL045180IS	KL044200IS	KL045240IS
Item	VDE Power side cutter, 180 mm	VDE Electric power side cutter, 200 mm	VDE Power side cutter, 240 mm
Dimension mm	180	200	240
Weight g	285	280	420
Cutting power soft wire dia. mm	3.7	4.0	4.5
Cutting power medium wire dia. mm	2.6	2.8	3.5
Cutting power hard wire dia. mm	2.2		3.0
Cutting power piano wire dia. mm		2.5	

VDE Lever power side cutter



Characteristics

- 40% force saving
- High cutting performance for superfine wires due to hardened precision cutters
- Special tool steel drop-forged, oil-hardened
- Cuts medium-hard wires, e.g. nails, wire nails and hard wires, e.g. wire cable, steel wire as well as piano wire

Part No.	KL046200IS
Item	VDE Lever power side cutter, 200 mm
Dimension mm	200
Cutting power medium wire dia. mm	4.5
Cutting power hard wire dia. mm	3.5
Cutting power piano wire dia. mm	3.0

VDE Telephone pliers, straight



Characteristics

- Long, flat/round jaws
- Optimum hold due to toothed grip area
- Cutting edge inductive hardened
- With combination spanner from 11 - 17 mm (M8 - M10)
- With wire cutter for soft wires, e.g. copper, aluminium, medium-hard wires e.g. nails, wire nails and hard wires, e.g. wire cable, steel wire

Part No.	KL050205IS
Item	VDE long-nose pliers, straight, 205 mm
Dimension mm	205
Weight g	215
Cutting power soft wire dia. mm	3.9
Cutting power medium wire dia. mm	3.2
Cutting power hard wire dia. mm	2.2

VDE Telephone pliers, curved




Characteristics

- Long, 45° offset, flat/round jaws
- Optimum hold due to toothed grip area
- Cutting edge inductive hardened
- With combination spanner from 11 - 17 mm (M8 - M10)
- Cuts soft wires, e.g. copper, aluminium, medium-hard wires e.g. nails, wire nails and hard wires, e.g. wire cable, steel wire

Part No.	KL055205IS
Item	VDE long-nose pliers, bent, 205 mm
Dimension mm	205
Weight g	215
Cutting power soft wire dia. mm	3.9
Cutting power medium wire dia. mm	3.2
Cutting power hard wire dia. mm	2.2



VDE Wire stripper



Characteristics

- With opening spring and V-shaped cutting edges
- With setting screw for setting the cable diameter

Part No.	KL060160IS
Item	VDE Wire stripper, 160 mm
Dimension mm	160
Weight g	185

VDE Water pump pliers, jaw width 50 mm



Characteristics

- Jaw width 50 mm
- Safe working due to clamp protection and safety joint
- Ratchet adjustment
- Optimum hold due to toothed grip area

Part No.	KL070250IS
Item	VDE Water pump pliers, jaw width 50 mm
Dimension mm	250
Weight g	410

Automatic VDE wire stripper 0.2 - 6 mm²



Characteristics

- Tested acc. to VDE standards for safe working on live conductors up to 1000 V
- Adjustable length stop from 5 - 12 mm
- Locking function to protect the blades

Suitable for

- Flexible and solid conductors from 0.2 - 6 mm²

Part No.	KL760180IS
Item	Automatic VDE wire stripper 0.2 - 6 mm ²
Dimension mm	215
Weight g	130

VDE Slotted screwdriver



Item	Dimension mm	Weight g	Part No.
VDE Slotted screwdriver, 2.5 x 0.4 mm	75 x 2.5 x 0.4	22	KL1007525IS
VDE Slotted screwdriver, 3.0 x 0.5 mm	100 x 3.0 x 0.5	28	KL10010030IS
VDE Slotted screwdriver, 3.5 x 0.6 mm	100 x 3.5 x 0.6	30	KL10010035IS
VDE Slotted screwdriver, 4.0 x 0.8 mm	100 x 4.0 x 0.8	44	KL10010040IS
VDE Slotted screwdriver, 5.5 x 1.0 mm	125 x 5.5 x 1.0	70	KL10012555IS
VDE Slotted screwdriver, 6.5 x 1.2 mm	150 x 6.5 x 1.2	86	KL10015065IS
VDE Slotted screwdriver, 8.0 x 1.2 mm	175 x 8.0 x 1.2	135	KL10017580IS

VDE Phillips screwdriver



Item	Dimension mm	Weight g	Part No.
VDE Phillips screwdriver, PH1	80 x PH 1	52	KL110PH1IS
VDE Phillips screwdriver, PH2	100 x PH 2	80	KL110PH2IS
VDE Phillips screwdriver, PH3	150 x PH 3	145	KL110PH3IS

VDE Pozidriv screwdriver



Item	Dimension mm	Weight g	Part No.
VDE Pozidriv screwdriver, PZ1	80 x PZ 1	49	KL120PZ1IS
VDE Pozidriv screwdriver, PZ2	100 x PZ 2	76	KL120PZ2IS
VDE Pozidriv screwdriver, PZ3	150 x PZ 3	140	KL120PZ3IS

VDE Plus/Minus screwdriver



Item	Dimension mm	Weight g	Part No.
VDE Plus/Minus screwdriver, Z1	80 x Z1	52	KL130PM1IS
VDE Plus/Minus screwdriver, Z2	100 x Z2	80	KL130PM2IS

VDE TORX® screwdriver



Item	Dimension mm	Weight g	Part No.
VDE TORX® Screwdriver TX 10	100 x TX 10	45	KL150TX10IS
VDE TORX® Screwdriver TX 15	100 x TX 15	45	KL150TX15IS
VDE TORX® Screwdriver TX 20	100 x TX 20	69	KL150TX20IS
VDE TORX® Screwdriver TX 25	100 x TX 25	69	KL150TX25IS
VDE TORX® Screwdriver TX 30	100 x TX 30	96	KL150TX30IS



VDE-M-TEC Screwdriver for hexagonal nuts



Characteristics

- With box spanner tube - immersion depth approx. 41 mm - optimal for deep-seated screws and nuts
- With spring-loaded magnetic body

Item	Dimension mm	Für Gewinde	Weight g	Part No.
VDE Screwdriver M-TEC size 5.5	110 x 5.5	M3	100	KL14555IS
VDE Screwdriver M-TEC size 6	110 x 6.0	M3.5	100	KL14560IS
VDE Screwdriver M-TEC size 7	110 x 7.0	M4	100	KL14570IS
VDE Screwdriver M-TEC size 8	110 x 8.0	M5	110	KL14580IS
VDE Screwdriver M-TEC size 10	125 x 10.0	M6	110	KL145100IS
VDE Screwdriver M-TEC size 13	110 x 13.0	M8	110	KL145130IS

Phase tester with heavy duty handle, one-pin, VDE 0680 150 V - 250 V



Characteristics

- Single-pole
- With heavy duty handle

Item	Dimension mm	Weight g	Part No.
Phase tester with heavy duty handle, one-pin, VDE 0680 150 V - 250 V	73 x 3.0 x 0.8	30	KL19073IS

VDE screwdriver Slim range



Characteristics

- Reduced blade for optimum fit
- Ergonomically-shaped handle with optimum force transmission
- Anti-roll-guard

Item	Part No.
VDE Slotted screwdriver 3.5 x 0.6 x 100 Slim Line	KL10010035ISLIM
VDE Slotted screwdriver 4.0 x 0.8 x 100 Slim Line	KL10010040ISLIM
VDE Slotted screwdriver 5.5 x 1.0 x 125 Slim Line	KL10012555ISLIM
VDE Slotted screwdriver 6.5 x 1.2 x 125 Slim Line	KL10012565ISLIM
VDE Phillips screwdriver PH1 Slim Line	KL110PH1ISLIM
VDE Phillips screwdriver PH2 Slim Line	KL110PH2ISLIM
VDE Pozidriv screwdriver PZ1 Slim Line	KL120PZ1ISLIM
VDE Pozidriv screwdriver PZ2 Slim Line	KL120PZ2ISLIM
VDE Plus/Minus screwdriver Z1 x 100 Slim Line	KL130PM1ISLIM
VDE Plus/Minus screwdriver Z2 x 100 Slim Line	KL130PM2ISLIM
VDE Slotted screwdriver TX 15 x 100 Slim Line	KL150TX15ISLIM
VDE Slotted screwdriver TX 20 x 125 Slim Line	KL150TX20ISLIM
VDE Slotted screwdriver TX 25 x 125 Slim Line	KL150TX25ISLIM

VDE Pliers set, 3-pce.




Item	Part No.	
VDE Plier set, 3-pieces	KL303IS	
Scope of supply	Part No.	Page
VDE Power combination pliers, 180 mm	KL020180IS	504
VDE Side cutter 160 mm	KL040160IS	505
VDE long-nose pliers, straight, 205 mm	KL050205IS	506

VDE Pliers set, 4-pce.



Item	Part No.	
VDE Plier set, 4-pieces	KL304IS	
Scope of supply	Part No.	Page
VDE Power combination pliers, 180 mm	KL020180IS	504
VDE Electric power side cutter, 200 mm	KL044200IS	505
VDE long-nose pliers, straight, 205 mm	KL050205IS	506
VDE Wire stripper, 160 mm	KL060160IS	507

VDE Pliers/screwdriver set, 4-pce.



Item	Part No.	
Pliers/screwdriver set, 4-pce.	KL305IS	
Scope of supply	Part No.	Page
VDE Cable cutter 160 mm	KL010160IS	504
VDE Wire stripper, 160 mm	KL060160IS	507
VDE Slotted screwdriver, 3.5 x 0.6 mm	KL10010035IS	508
VDE Plus/Minus screwdriver, Z1	KL130PM1IS	508

VDE Pliers/screwdriver set, 6-pce.



Item	Part No.	
Pliers/screwdriver set, 6-pce.	KL306IS	
Scope of supply	Part No.	Page
VDE long-nose pliers, straight, 205 mm	KL050205IS	506
VDE Side cutter 160 mm	KL040160IS	505
VDE Phillips screwdriver, PH1	KL110PH1IS	508
VDE Phillips screwdriver, PH2	KL110PH2IS	508
VDE Slotted screwdriver, 2.5 x 0.4 mm	KL1007525IS	508
VDE Slotted screwdriver, 4.0 x 0.8 mm	KL10010040IS	508




VDE Screwdriver set, 3-pce.



Item	Part No.	
VDE Screwdriver set, 3-pieces	KL391IS	
Scope of supply	Part No.	Page
VDE Phillips screwdriver, PH1	KL110PH1IS	508
VDE Phillips screwdriver, PH2	KL110PH2IS	508
VDE Slotted screwdriver, 3.5 x 0.6 mm	KL10010035IS	508

VDE Screwdriver set, 3-pce.




Item	Part No.	
VDE Screwdriver set, 3-pieces	KL392IS	
Scope of supply	Part No.	Page
VDE Pozidriv screwdriver, PZ1	KL120PZ1IS	508
VDE Pozidriv screwdriver, PZ2	KL120PZ2IS	508
VDE Slotted screwdriver, 4.0 x 0.8 mm	KL10010040IS	508

VDE Screwdriver set, 3-pce.



Item	Part No.	
VDE Screwdriver set, 3-pieces	KL393IS	
Scope of supply	Part No.	Page
VDE Plus/Minus screwdriver, Z1	KL130PM1IS	508
VDE Plus/Minus screwdriver, Z2	KL130PM2IS	508
Phase tester with heavy duty handle, one-pin, VDE 0680 150 V - 250 V	KL19073IS	509

VDE Screwdriver set, 6-pce.



Item	Part No.	
VDE Screwdriver set, 6-pce.	KL390IS	
Scope of supply	Part No.	Page
VDE Phillips screwdriver, PH1	KL110PH1IS	508
VDE Phillips screwdriver, PH2	KL110PH2IS	508
VDE Slotted screwdriver, 2.5 x 0.4 mm	KL1007525IS	508
VDE Slotted screwdriver, 4.0 x 0.8 mm	KL10010040IS	508
VDE Slotted screwdriver, 5.5 x 1.0 mm	KL10012555IS	508
Phase tester with heavy duty handle, one-pin, VDE 0680 150 V - 250 V	KL19073IS	509

VDE Screwdriver set Slim Line, 5-pce.



Characteristics

- Reduced blade for optimum fit
- Ergonomically-shaped handle with optimum force transmission
- Anti-roll-guard

Item	Part No.	
VDE Screwdriver set Slim Line, 5-pce.	KL390ISLIM	
Scope of supply	Part No.	Page
VDE Slotted screwdriver 3.5 x 0.6 x 100 Slim Line	KL10010035ISLIM	509
VDE Slotted screwdriver 5.5 x 1.0 x 125 Slim Line	KL10012555ISLIM	509
VDE Pozidriv screwdriver PZ1 Slim Line	KL120PZ1ISLIM	509
VDE Pozidriv screwdriver PZ2 Slim Line	KL120PZ2ISLIM	509
Phase tester with heavy duty handle, one-pin, VDE 0680 150 V - 250 V	KL19073IS	509

VDE Screwdriver set Slim Line, 6-pce., case



Characteristics

- Reduced blade for optimum fit
- Ergonomically-shaped handle with optimum force transmission
- Anti-roll-guard

Item	Part No.	
VDE Screwdriver set Slim Line, 6-pce., case	KL391ISLIM	
Scope of supply	Part No.	Page
VDE Slotted screwdriver 3.5 x 0.6 x 100 Slim Line	KL10010035ISLIM	509
VDE Slotted screwdriver 4.0 x 0.8 x 100 Slim Line	KL10010040ISLIM	509
VDE Slotted screwdriver 5.5 x 1.0 x 125 Slim Line	KL10012555ISLIM	509
VDE Phillips screwdriver PH2 Slim Line	KL110PH2ISLIM	509
VDE Pozidriv screwdriver PZ1 Slim Line	KL120PZ1ISLIM	509
VDE Pozidriv screwdriver PZ2 Slim Line	KL120PZ2ISLIM	509



Klauke E-smart box 13-pce.



Characteristics

- 10 IEC exchangeable blades for all applications incl. contactless voltage tester
- Secure grip of blades in the handle by automatic locking
- Snap-on rotating cap and soft coating zone for use as a precision tool
- Safety tool acc. to EN/IEC 60900
- Blades can be re-ordered individually

Item	Part No.	
Klauke E-smart box 12-pce.	KL301IS	
Scope of supply	Part No.	Page
Blade 2.5 x 0.4 mm	KLE300IS1	
Blade 3.5 x 0.6 mm	KLE300IS3	
Blade 4.0 x 0.8 mm	KLE300IS4	
Blade 5.5 x 1.0 mm	KLE300IS5	
Blade PH 1	KLE300IS6	
Blade PH 2	KLE300IS7	
Blade PZ 2	KLE300IS8	
Blade TX 20	KLE300IS11	
Blade Plus/Minus Z1	KLE300IS13	
Blade Plus/Minus Z 2	KLE300IS14	
Rotating cap	KLE300IS15	
E-smart handle 93 x 32 mm	KLE300IS12	
GT-12A Contactless voltage tester 50 - 1.000 V	52063422	574

VDE replaceable blade in blister pack



Characteristics

- Blades from special chrome/molybdenum/vanadium alloy
- Standard 1/4" mounting for greatest-possible flexibility
- 100% safe due to VDE single part testing

Item	Part No.	
Tool bag, equipped with 9 VDE replaceable blades	KL390TB9	
VDE Slotted blade, 3.5 x 0.6 mm in blister pack	KL400S35170ISSB	
VDE Slotted blade, 4.0 x 0.8 mm in blister pack	KL400S40170ISSB	
VDE Slotted blade, 5.5 x 1.0 mm in blister pack	KL400S55170ISSB	
VDE Philips blade, PH1 in blister pack	KL400PH1170ISSB	
VDE Philips blade, PH2 in blister pack	KL400PH2170ISSB	
VDE Pozidriv blade, PZ1 in blister pack	KL400PZ1170ISSB	
VDE Pozidriv blade, PZ2 in blister pack	KL400PZ2170ISSB	
VDE Plus/Minus blade, PM1 in blister pack	KL400PM1170ISSB	
VDE Plus/Minus blade, PM2 in blister pack	KL400PM2170ISSB	
Accessories	Part No.	Page
Tool bag, empty	KL390TL	
Nm handle 0.6 - 1.5 Nm	KLE3871513	
Nm handle 1.5 - 3.0 Nm	KLE3883013	
Nm handle 3.0 - 5.4 Nm	KLE3895413	



NH safety handle with guard



Characteristics

- Designation: 1000 V
- Acc. to DIN VDE 0680/4
- Made from impregnated leather
- With non-slip and cuff protection

Suitable for

- For NH fuses sizes 00-3



Item	Weight g	Part No.
NH safety handle with guard	470	KL600

Electricians safety helmet



Characteristics

- Designation: 1000 V
- To DIN EN 397
- 440 V AC
- Sizes adjustable



Item	Weight g	Part No.
Electricians safety helmet	370	KL602GELB

Electricians safety visor



Characteristics

- Designation: 1000 V
- To VDE
- Suitable for helmet KL602GELB



Item	Weight g	Part No.
Electricians safety visor	195	KL603

Insulated stand mat



Characteristics

- Tested acc. to DIN 0303, part 21
- Safety mat for safe working with live parts in high voltage areas up to 1.000 Volt
- Penetration-proof to 14.4 kV/mm (>50 kV/4 mm)
- Slip proof, thereby increased sure-footedness



Item	Dimension mm	Weight g	Part No.
Insulating floor mat	1000 x 1000 x 4	5300	KL620S1000



Rubber insulating blanket




Characteristics

- Tested acc. to DIN VDE 0680, part 1
- Test voltage: 5 kV/1 min.
- Insulating cover
- Penetration resistant
- Upper and lower side flat

Item	Dimension mm	Weight g	Part No.
Rubber cover/blanket, small	500 x 500 x 1.6	440	KL625A500
Rubber cover/blanket, large	1000 x 1000 x 1.6	1900	KL625A1000

Plastic clamp



Characteristics

- For securing rubber towels

Item	Dimension mm	Weight g	Part No.
Plastic clamp for rubber cover/blanket	150	70	KL628

Protective gloves



Characteristics

- To DIN EN 60903

Suitable for

- For working in voltage ranges up to 1000 Volt

Item	Dimension mm	Weight g	Part No.
Protective gloves, size 9	Size 09	250	KL60509
Protective gloves, size 10	Size 10	250	KL60510
Protective gloves, size 11	Size 11	250	KL60511

Cotton gloves




Characteristics

- Inner gloves from cotton
- For use with protective gloves, Part No. KL60509 / KL60510

Item	Weight g	Part No.
Cotton gloves	50	KL605U

Cable knife, straight



Characteristics

- With straight blade and safety cap
- Blade length: 50 mm

Item	Dimension mm	Weight g	Part No.
Cable knife, straight	200	105	KL640GK

Cable knife with hooked blade



Characteristics

- With hooked blade and safety cap
- Blade length: 40 mm
- Special blade tip to protect insulation of conductor

Item	Dimension mm	Weight g	Part No.
Cable knife with hooked blade	190	100	KL642HK

Cable knife with blade protection, 1000 V



Item	Part No.
Cable knife with blade protection, 1000 V	KL645GSK

Tweezers



Characteristics

- Straight and pointed tips
- With 2-layer safety insulation
- Non-slip protection

Item	Dimension mm	Weight g	Part No.
Tweezers	130	30	KL690130

Cleaning brush



Characteristics

- Brush width 45 mm
- All-plastic version

Item	Weight g	Part No.
Cleaning brush	75	KL698

VDE Expansion wedge



Item	Part No.
Guide wedge	K610



Fully insulated tool set, 1/2", 20-piece



Characteristics

- Fully insulated acc. to EN 60900
- 2-colour dipped insulation - outside orange / inside yellow
- Vanadium special steel acc. to DIN 7448

Suitable for

- For working in voltage ranges up to 1.000 Volt

Item	Part No.	
Fully insulated tool set, 1/2", 20-piece	KL1300IS12B20	
Scope of supply	Part No.	Page
Case KL1300L	KL1300L	
Ratchet 1/2" drive	KL1000IS12	518
T-wrench 1/2" drive	KL1299IS12	518
Extension 1/2" drive x 250 mm long	KL1290IS12250	519
Extension 1/2" drive x 125 mm long	KL1290IS12125	519
Socket 1/2" drive, AF 10 mm	KL1240IS1210	519
Socket 1/2" drive, AF 11 mm	KL1240IS1211	519
Socket 1/2" drive, AF 12 mm	KL1240IS1212	519
Socket 1/2" drive, AF 13 mm	KL1240IS1213	519
Socket 1/2" drive, AF 14 mm	KL1240IS1214	519
Socket 1/2" drive, AF 17 mm	KL1240IS1217	519
Socket 1/2" drive, AF 19 mm	KL1240IS1219	519
Socket 1/2" drive, AF 22 mm	KL1240IS1222	519
Socket 1/2" drive, AF 24 mm	KL1240IS1224	519
Socket 1/2" drive for slotted screws, 5.5 mm	KL1200IS1255	520
Socket 1/2" drive for Phillips screws, PH2	KL1210IS12PH2	521
Socket 1/2" drive for Plus/Minus PM2	KL1230IS12PM2	520
Cable knife, straight	KL640GK	516
VDE Side cutter 180 mm	KL040180IS	505
VDE Slotted screwdriver, 3.5 x 0.6 mm	KL10010035IS	508
VDE Slotted screwdriver, 5.5 x 1.0 mm	KL10012555IS	508

Fully insulated open-ended spanner



Characteristics

- Fully insulated acc. to EN 60900
- 2-colour dipped insulation - outside orange / inside yellow
- DIN 7448 from vanadium special steel

Suitable for

- Hexagonal head screws

Item	Part No.
Fully insulated open-ended spanner 6 AF	KL1100IS6
Fully insulated open-ended spanner 7 AF	KL1100IS7
Fully insulated open-ended spanner 8 AF	KL1100IS8
Fully insulated open-ended spanner 10 AF	KL1100IS10
Fully insulated open-ended spanner 11 AF	KL1100IS11
Fully insulated open-ended spanner 12 AF	KL1100IS12
Fully insulated open-ended spanner 13 AF	KL1100IS13
Fully insulated open-ended spanner 17 AF	KL1100IS17
Fully insulated open-ended spanner 19 AF	KL1100IS19
Fully insulated open-ended spanner 22 AF	KL1100IS22

Torque wrench - Compact - 3/8" and 1/2" drive



Characteristics

- Fully insulated acc. to EN 60900
- 2-colour dipped insulation - outside orange / inside yellow
- With automatic release
- Positive locking system on the square end with pull-off force to 50 Nm
- Set the response value using the rotary grip
- Quickly read-off the values on the scale
- +/- 4% response accuracy
- Versatile use thanks to small dimensions

Item	Part No.
Torque wrench compact, 3/8", drive 5 - 25 Nm	KL1000IS38NM25
Torque wrench compact, 1/2", drive 5 - 25 Nm	KL1000IS12NM25

Torque wrench - 3/8" and 1/2" drive



Characteristics

- Fully insulated acc. to EN 60900
- 2-colour dipped insulation - outside orange / inside yellow
- With automatic release
- Positive locking system on the square end with pull-off force to 50 Nm
- Set the response value using the rotary grip
- Quickly read-off the values on the scale
- +/- 4% response accuracy

Item	Part No.
Torque wrench, 3/8", 2-27 Nm	KL1000IS38NM27
Torque wrench, 3/8", 5-50 Nm	KL1000IS38NM50
Torque wrench, 1/2", 2-27 Nm	KL1000IS12NM27
Torque wrench, 1/2", 5-50 Nm	KL1000IS12NM50

Ratchet - 3/8" and 1/2" drive




Characteristics

- Fully insulated acc. to EN 60900
- 2-colour dipped insulation - outside orange / inside yellow
- Chrome vanadium steel
- One-hand operation

Item	Part No.
Ratchet 3/8" drive	KL1000IS38
Ratchet 1/2" drive	KL1000IS12

T-wrench 3/8" and 1/2" drive



Characteristics

- Fully insulated acc. to EN 60900
- 2-colour dipped insulation - outside orange / inside yellow
- Chrome vanadium steel

Item	Part No.
T-wrench 3/8" drive	KL1299IS38
T-wrench 1/2" drive	KL1299IS12



Extension 3/8" and 1/2" drive



Characteristics

- Fully insulated acc. to EN 60900
- 2-colour dipped insulation - outside orange / inside yellow
- Chrome vanadium steel

Item	Dimension mm	Part No.
Extension 3/8" drive, 125 mm	125	KL1290IS38125
Extension 3/8" drive x 250 mm long	250	KL1290IS38250
Extension 1/2" drive x 125 mm long	125	KL1290IS12125
Extension 1/2" drive x 250 mm long	250	KL1290IS12250

Hexagonal sockets 3/8" and 1/2" drive



Characteristics

- Fully insulated acc. to EN 60900
- 2-colour dipped insulation - outside orange / inside yellow
- DIN 7448 from vanadium special steel

Suitable for

- For hex. head screws

Item	Part No.
Socket 3/8" drive, AF 10 mm	KL1240IS3810
Socket 3/8" drive, AF 11 mm	KL1240IS3811
Socket 3/8" drive, AF 12 mm	KL1240IS3812
Socket 3/8" drive, AF 13 mm	KL1240IS3813
Socket 3/8" drive, AF 14 mm	KL1240IS3814
Socket 3/8" drive, AF 17 mm	KL1240IS3817
Socket 3/8" drive, AF 19 mm	KL1240IS3819
Socket 1/2" drive, AF 10 mm	KL1240IS1210
Socket 1/2" drive, AF 11 mm	KL1240IS1211
Socket 1/2" drive, AF 12 mm	KL1240IS1212
Socket 1/2" drive, AF 13 mm	KL1240IS1213
Socket 1/2" drive, AF 14 mm	KL1240IS1214
Socket 1/2" drive, AF 16 mm	KL1240IS1216
Socket 1/2" drive, AF 17 mm	KL1240IS1217
Socket 1/2" drive, AF 19 mm	KL1240IS1219
Socket 1/2" drive, AF 22 mm	KL1240IS1222
Socket 1/2" drive, AF 24 mm	KL1240IS1224
Socket 1/2" drive, AF 27 mm	KL1240IS1227



Allen key sockets 3/8" and 1/2" drive



Characteristics

- Fully insulated acc. to EN 60900
- 2-colour dipped insulation - outside orange / inside yellow
- DIN 7448 from vanadium special steel

Suitable for

- Hexagon socket

Item	Part No.
Socket 3/8" drive for Allen key, AF 4 mm	KL1260IS38I4
Socket 3/8" drive for Allen key, AF 5 mm	KL1260IS38I5
Socket 3/8" drive for Allen key, AF 6 mm	KL1260IS38I6
Socket 3/8" drive for Allen key, AF 8 mm	KL1260IS38I8
Socket 1/2" drive for Allen key, AF 4 mm	KL1260IS12I4
Socket 1/2" drive for Allen key, AF 5 mm	KL1260IS12I5
Socket 1/2" drive for Allen key, AF 6 mm	KL1260IS12I6
Socket 1/2" drive for Allen key AF 8 mm	KL1260IS12I8

Screwdriver sockets 3/8" and 1/2" drive for Plus/Minus screws



Characteristics

- Fully insulated acc. to EN 60900
- 2-colour dipped insulation - outside orange / inside yellow
- DIN 7448 from vanadium special steel

Suitable for

- Plus/Minus screws

Item	Part No.
Socket 3/8" drive for Plus/Minus PM1	KL1230IS38PM1
Socket 3/8" drive for Plus/Minus PM2	KL1230IS38PM2
Socket 3/8" drive for Plus/Minus PM3	KL1230IS38PM3
Socket 1/2" drive for Plus/Minus PM1	KL1230IS12PM1
Socket 1/2" drive for Plus/Minus PM2	KL1230IS12PM2
Socket 1/2" drive for Plus/Minus PM3	KL1230IS12PM3

Screwdriver sockets - 3/8" and 1/2" for slotted screws



Characteristics

- Fully insulated acc. to EN 60900
- 2-colour dipped insulation - outside orange / inside yellow
- DIN 7448 from vanadium special steel

Suitable for

- Slotted screws 5.5

Item	Part No.
Socket 3/8" drive for slotted screws, 5.5 mm	KL1200IS38S5
Socket 1/2" drive for slotted screws, 5.5 mm	KL1200IS12S5



Screwdriver sockets - 3/8" and 1/2" for Philips PH 2 screws



Characteristics


- Fully insulated acc. to EN 60900
- 2-colour dipped insulation - outside orange / inside yellow
- DIN 7448 from vanadium special steel

Suitable for

- Philips PH2 screws



Item	Part No.
Socket 3/8" drive for Phillips screws, PH2	KL1210IS38PH2
Socket 1/2" drive for Phillips screws, PH2	KL1210IS12PH2



VDE Tool case, 27-piece



Characteristics

- Hard shell, red
- Equipped with 27 mainly VDE-tested tools to DIN EN 60900

Item	Dimension mm	Weight g	Part No.
VDE Tool case, 27-pce.	515 x 420 x 230	9800	KL880B26IS
Scope of supply			Part No. Page
VDE Power combination pliers, 180 mm			KL020180IS 504
VDE Water pump pliers, jaw width 50 mm			KL070250IS 507
VDE Side cutter 160 mm			KL040160IS 505
VDE long-nose pliers, straight, 205 mm			KL050205IS 506
VDE Wire stripper, 160 mm			KL060160IS 507
VDE Cable cutter 160 mm			KL010160IS 504
VDE Slotted screwdriver, 2.5 x 0.4 mm			KL1007525IS 508
VDE Slotted screwdriver, 3.5 x 0.6 mm			KL10010035IS 508
VDE Slotted screwdriver, 4.0 x 0.8 mm			KL10010040IS 508
VDE Slotted screwdriver, 5.5 x 1.0 mm			KL10012555IS 508
VDE Phillips screwdriver, PH1			KL110PH1IS 508
VDE Phillips screwdriver, PH2			KL110PH2IS 508
VDE Pozidriv screwdriver, PZ1			KL120PZ1IS 508
VDE Pozidriv screwdriver, PZ2			KL120PZ2IS 508
VDE Plus/Minus screwdriver, Z1			KL130PM1IS 508
VDE Plus/Minus screwdriver, Z2			KL130PM2IS 508
Phase tester with heavy duty handle, one-pin, VDE 0680 150 V - 250 V			KL19073IS 509
Cable knife, straight			KL640GK 516
Rubber cover/blanket, large			KL625A1000 515
Plastic clamp for rubber cover/blanket			KL628 515
Protective gloves, size 10			KL60510 515
Cotton gloves			KL605U 515
Tweezers			KL690130 516
Cleaning brush			KL698 516
Control cabinet spirit level, 200 mm			KL420200 531
Automatic VDE wire stripper 0.2 - 6 mm ²			KL760180IS 507
Tool case red, empty			KL880L 522
VDE Electric power side cutter, 200 mm			KL044200IS 505

Tool case red, empty



Characteristics

- Hard shell, red

Item	Dimension mm	Weight g	Part No.
Tool case red, empty	515 x 420 x 230	4400	KL880L

STANDARD – KLAUKE BASIC TOOLS, SETS AND ACCESSORIES

With Klauke sets, you always have your basic equipment to hand. Whether you are an electronics technician or precision engineer - the Klauke range includes all standard versions through to pliers for water pumps and fittings. Rely on Klauke quality from the outset - even just for quick, occasional use.



► Socket wrench set KL 361

We have compiled the standard set of socket wrenches for you and made everything shockproof by storing in a high-quality plastic case. In total, the set comprises 29 pieces in 1/4" sizes.

- 29 piece: 16-piece bit set, bit holder, adapter, 7-piece socket set, professional ratchet, various extensions, T-Smart grip

► The apprentice's case: KL 855 B22

The impact-resistant case made from ABS material contains everything an apprentice electrician needs, from standard tools such as cable knives and phase testers through to VDE safety tools.

Head into your apprenticeship well-prepared!

► The technician's basic equipment: KL 905 B15

The practical notebook bag holds everything you need on-site. The 15-piece set is securely stowed in the fold-out compartments.

- Technician's notebook bag made from highly durable nylon
- Tools are quickly located thanks to fold-out front pocket

- Reliably transported due to splash-proof base
- Twin fixed carrying handle
- Basic set of VDE screwdrivers
- Standard tools such as phase tester and cable knife



Water pump pliers, jaw width 50 mm



Characteristics

- Jaw width 50 mm
- Safe working due to clamp protection and safety joint
- Ratchet adjustment
- Optimum hold due to toothed grip area
- Plastic coated handles
- 2-component handle

Part No.	KL070250G
Item	Water pump pliers, jaw width 50 mm
Dimension mm	250
Weight g	355

Water pump pliers



Characteristics

- Jaw width up to 65 mm
- Safe working due to clamp protection and safety joint
- Push button adjustment for setting quickly and accurately
- Inverted box joint with wide guide surfaces
- Optimum hold due to toothed grip area
- High retaining force and load-bearing capacity due to inductively-hardened teeth
- Plastic coated handles
- 2-component handle

Part No.	KL072180G	KL072250G	KL072300G
Item	Water pump pliers, jaw width 35 mm	Water pump pliers, jaw width 50 mm	Water pump pliers, jaw width 65 mm
Dimension mm	180	250	300
Weight g	190	300	530

Fitting pliers, jaw width 53 mm




Characteristics

- Parallel and moveable jaws for maximum force
- Large jaw opening adjustable from 0 - 53 mm
- Safe working due to clamp protection and safety joint
- Push button adjustment for setting quickly and accurately
- Box joint
- Plastic coated handles

Part No.	KL078250G
Item	Fitting pliers, jaw width 53 mm
Dimension mm	250
Weight g	375



ESD Electronic side cutter



Characteristics

- Precision pliers for high precision work
- Double leaf spring with low friction
- High cutting force thanks to additional induction hardening
- Anti-static ergonomic non slip grips
- Surface resistance amounts to 1 to 100 MΩ

Suitable for

- For soft wires to 1.2 mm

Item	Dimension mm	Weight g	Part No.
Electronic side cutter, with facet	115	62	KL040115EL
Electronic side cutter, without facet/surface flush cut	115	60	KL040115ELW

ESD Electronic long-nose pliers



Characteristics

- Smooth inside jaws, edges rounded
- Anti-static ergonomic non slip grips
- Surface resistance amounts to 1 to 100 MΩ
- Optimised for gripping fine strands of wires

Item	Dimension mm	Weight g	Part No.
Electronic long-nose pliers	115	64	KL050115EL

Electronic side cutter



Characteristics


- Cutter angled at 21°
- Backlash-free operation
- With opening spring
- 2-component handle

Suitable for

- For soft wires to 1.3 mm dia.

Item	Dimension mm	Weight g	Part No.
Electronic side cutter, without wire trapping spring	128	64	KL040128EL
Electronic side cutter, with wire trapping spring	128	66	KL040128ELH

Screwdriver with interchangeable bits



Characteristics

- Compact, versatile, ergonomic

Item	Dimension mm	Weight g	Part No.
Screwdriver with interchangeable bits, 8-pce.	128	64	KL180B8

Scope of supply

Slotted screwdriver bit, 1.0 x 5.5 mm

Philips screwdriver bit, PH 1 & PH 2


Pozidriv screwdriver bit, PZ 1 & PZ 2

TORX[®] screwdriver bit, Torx 15, 20, 25

Magnetic bit holder



Electronic assortment, 7-pce.



Characteristics

- 2-component handle
- Blade replacement by replacement blade holder

Item	Weight g	Part No.
Electronic assortment, 7-pce.	161	KL350
Scope of supply		Part No. Page
Blade 1.5 x 0.25 - 3.0 x 0.5 mm		KLE3501
Blade 2.0 x 0.4 - 3.5 x 0.6 mm		KLE3502
Blade 2.5 x 0.4 - 4.0 x 0.8 mm		KLE3503
Blade PH 000 - PH 00		KLE3504
Blade PH 0 - PH 1		KLE3505
Blade PH 0 - PZ 1		KLE3506
Tool holder 95 x 14 mm		KLE3507

Slotted screwdriver bit 1/4", 73 mm



Characteristics

- Shank 1/4" (6.3), DIN 3126

Item	Dimension mm	Weight g	Number parts	Part No.
Slotted screwdriver bit 1/4", 73 mm	73 x 0.6 x 3.5	16	2	KL2007335
Slotted screwdriver bit 1/4", 73 mm	73 x 0.8 x 4.0	18	2	KL2007340
Slotted screwdriver bit 1/4", 73 mm	73 x 1.0 x 5.5	26	2	KL2007355
Slotted screwdriver bit 1/4", 73 mm	73 x 1.2 x 6.5	34	2	KL2007365

Phillips screwdriver bit 1/4", 73 mm



Characteristics

- Shank 1/4" (6.3), DIN 3126

Item	Dimension mm	Weight g	Number parts	Part No.
Phillips screwdriver bit 1/4", 73 mm PH1	73 x PH 1	22	2	KL21073PH1
Phillips screwdriver bit 1/4", 73 mm PH2	73 x PH 2	30	2	KL21073PH2

Pozidriv screwdriver bit 1/4", 73 mm



Characteristics

- Shank 1/4" (6.3), DIN 3126

Item	Dimension mm	Weight g	Number parts	Part No.
Pozidriv screwdriver bit 1/4", 73 mm PZ1	73 x PZ 1	22	2	KL22073PZ1
Pozidriv screwdriver bit 1/4", 73 mm PZ2	73 x PZ 2	30	2	KL22073PZ2



Plus/Minus screwdriver bit, 1/4", 73 mm

Characteristics

- Shank 1/4" (6.3), DIN 3126



Item	Dimension mm	Weight g	Number parts	Part No.
Plus/Minus screwdriver bit, 1/4", 73 mm	73 x Z 1	20	2	KL23073PM1
Plus/Minus screwdriver bit, 1/4", 73 mm	73 x Z 2	30	2	KL23073PM2

TORX[®] screwdriver bit, 1/4", 73 mm

Characteristics

- Shank 1/4" (6.3), DIN 3126



Item	Dimension mm	Weight g	Number parts	Part No.
TORX [®] screwdriver bit, 1/4", 73 mm TX10	73 x TX 10	22	2	KL25073TX10
TORX [®] screwdriver bit, 1/4", 73 mm TX15	73 x TX 15	22	2	KL25073TX15
TORX [®] screwdriver bit, 1/4", 73 mm TX20	73 x TX 20	25	2	KL25073TX20
TORX [®] screwdriver bit, 1/4", 73 mm TX25	73 x TX 25	25	2	KL25073TX25
TORX [®] screwdriver bit, 1/4", 73 mm TX27	73 x TX 27	25	2	KL25073TX27
TORX [®] Screwdriver bit, 1/4", 73 mm TX30	73 x TX 30	30	2	KL25073TX30
TORX [®] Screwdriver bit, 1/4", 73 mm TX40	73 x TX 40	40	2	KL25073TX40

Magnetic holder for screwdriver bits, 1/4", 58 mm

Characteristics

- Shank 1/4" (6.3), DIN 3126
- Strong magnet



Item	Dimension mm	Weight g	Part No.
Magnetic holder for screwdriver bits, 1/4", 58 mm	58	32	KL290

Bit holder with quick-change chuck E6.3 1/4"

Characteristics

- Shank 1/4" (6.3), DIN 3126
- With quick-change chuck



Item	Dimension mm	Weight g	Part No.
Bit holder with quick-change chuck E6.3 1/4"	52	30	KL291

Adapter, 1/4", 50 mm



► Shank E 6.3 and 1/4" socket wrench

Characteristics

- Shank 1/4" (6.3)

Suitable for

- Drive for 1/4" socket wrenches

Item	Dimension mm	Weight g	Part No.
Adapter, 1/4", 50 mm	50	15	KL295

Adapter, 3/8", 50 mm



Characteristics

- Shank 3/8" (10), DIN 3126

Item	Dimension mm	Weight g	Part No.
Adapter, 3/8", 50 mm	50	22	KL296

Pliers set, 3-piece



Item	Weight g	Part No.	Page
Pliers set, 3-piece	1000	KL315	
Scope of supply		Part No.	Page
Fitting pliers, jaw width 53 mm		KL078250G	524
Water pump pliers, jaw width 35 mm		KL072180G	524
Water pump pliers, jaw width 50 mm		KL072250G	524

Socket head bit set 1/4", 29-pce.



Item	Weight g	Number parts	Part No.
Socket head bit set 1/4", 29-pce.	1130	29	KL361
Scope of supply		Part No.	Page
16-pce. Bit set C6.3 1/4"		KLE3601	
Bit holder with quick-change chuck E6.3 1/4"		KL291	527
7-pce. Socket set AF5 - AF13 1/4"		KLE3602	
Adapter C6.3 (25 mm) 1/4"		KLE3603	
Extension E6.3 (150 mm) 1/4"		KLE3604	
Extension (75 mm) 1/4"		KLE3605	
Professional ratchet 1/4"			
T-Smart handle 105 x 39 mm 1/4"		KLE3607	



Allen key set, 7-pce.



Characteristics

- In practical holder

Item	Dimension mm	Weight g	Number parts	Part No.
Allen key set, 7-pce.	SW 2 - 8	171	7	KL370

Ball-point allen key set, 9-pce.



Characteristics

- In practical plastic holder

Item	Dimension mm	Weight g	Number parts	Part No.
Ball-point allen key set, 9-pce.	SW 1.5 - 10	273	9	KL375

Torque-wrench set, 0.6 - 1.5 Nm



Characteristics

- Easy torque adjustment using an Allen key
- Precise release when reaching the set torque

Item	Weight g	Number parts	Part No.
Torque-wrench set, 0.6 - 1.5 Nm	1048	14	KL38715
Scope of supply			Part No. Page
Nm-slotted blade 3.0 x 0.5 x 170 mm			KLE387158
Nm-slotted blade 3.5 x 0.6 x 170 mm			KLE387159
Nm-Phillips blade PH 0 x 170 mm			KLE3871510
Nm blade PZ 0 x 170 mm			KLE3871511
Nm-TORX [®] blade TX 6 x 170 mm			KLE387151
Nm-TORX [®] blade TX 7 x 170 mm			KLE387152
Nm-TORX [®] blade TX 8 x 170 mm			KLE387153
Nm-TORX [®] blade TX IP 7 x 170 mm			KLE387155
Nm-TORX [®] blade TX IP 8 x 170 mm			KLE387156
Nm-TORX [®] blade TX IP 9 x 170 mm			KLE387157
Nm blade Z1 x 170 mm			KLE3883014
Nm blade magnetic 170 mm			KLE3871512
Nm handle 0.6 - 1.5 Nm			KLE3871513
Adjusting spanner			KLE3871514

Torque-wrench set, 1.5 - 3.0 Nm



Characteristics

- Easy torque adjustment using an Allen key
- Precise release when reaching the set torque

Item	Weight g	Number parts	Part No.
Torque-wrench set, 1.5 - 3.0 Nm, 14 pieces	1066	14	KL38830
Scope of supply			Part No. Page
Nm-slotted blade 4.0 x 0.8 x 170 mm			KLE388301
Nm-Phillips blade PH 1 x 170 mm			KLE388302
Nm-Phillips blade PH 2 x 170 mm			KLE388303
Nm blade PZ 1 x 170 mm			KLE388304
Nm blade PZ 2 x 170 mm			KLE388305
Nm-TORX® blade TX 10 x 170 mm			KLE388307
Nm-TORX® blade TX 15 x 170 mm			KLE388308
Nm-TORX® blade TX IP 10 x 170 mm			KLE3883010
Nm-TORX® blade TX IP 15 x 170 mm			KLE3883011
Nm blade Z1 x 170 mm			KLE3883014
Nm blade Z2 x 170 mm			KLE3883015
Nm blade magnetic 170 mm			KLE3883012
Nm handle 1.5 - 3.0 Nm			KLE3883013
Adjusting spanner			KLE3871514

Torque-wrench set, 3.0 - 5.4 Nm



Characteristics

- Easy torque adjustment using an Allen key
- Precise release when reaching the set torque

Item	Weight g	Number parts	Part No.
Torque-wrench set, 3.0 - 5.4 Nm	1066	14	KL38954
Scope of supply			Part No. Page
Nm-slotted blade 4.0 x 0.8 x 170 mm			KLE388301
Nm-Phillips blade PH 2 x 170 mm			KLE388303
Nm-Phillips blade PH 1 x 170 mm			KLE388302
Nm blade PZ 1 x 170 mm			KLE388304
Nm blade PZ 2 x 170 mm			KLE388305
Nm-TORX® blade TX 15 x 170 mm			KLE388308
Nm-TORX® blade TX IP 10 x 170 mm			KLE3883010
Nm-TORX® blade TX IP 15 x 170 mm			KLE3883011
Nm blade Z2 x 170 mm			KLE3883015
Nm blade magnetic 170 mm			KLE3883012
Nm handle 3.0 - 5.4 Nm			KLE3895413
Adjusting spanner			KLE3871514



Bit set, 6-piece, 1/4", 73 mm



Characteristics

- Shank 1/4" (6.3), DIN 3126
- KL330: 3.0 x 0.5 mm / 3.5 x 0.6 mm / 4.0 x 0.8 mm / 5.5 x 1.0 mm / PH 1 / PH 2
- KL331: PH 1 / PH 2 / PH 3 / PZ1 / PZ2 / PZ3
- KL335: TX10 / TX15 / TX20 / TX25 / TX30 / TX40

Item	Blade length mm	Weight g	Number parts	Part No.
Bit assortment, 1/4", 73 mm	73	120	6	KL330
Bit assortment, 1/4", 73 mm	73	120	6	KL331
TORX [®] bit assortment, 1/4", 73 mm	73	120	6	KL335

Bit box Swift, 7-piece, 1/4", 25 mm



Characteristics

- Shank 1/4" (6.3), DIN 3126
- In practical holder
- Incl. magnetic holder
- KL340: 1.0 x 5.5 mm / 1.2 x 6.5 mm / PZ 1 / PZ 2 / PH 1 / PH 2
- KL345: TX10 / TX15 / TX20 / TX25 / TX30 / TX40

Item	Blade length mm	Weight g	Number parts	Part No.
Bit box Swift, 1/4", 25 mm	25	75	7	KL340
TORX [®] bit box swift, 1/4", 25 mm	25	75	7	KL345

Combination spanner set, 12-pce.



Characteristics

- Material: Chrome vanadium
- Surface: chromed

Item	Dimension mm	Weight g	Part No.
Combination spanner set, 12-pce.	SW 8 - 22	1055	KL365

Control cabinet spirit level, 200 mm



Characteristics

- With horizontal, vertical and 45° spirit level

Item	Dimension mm	Weight g	Part No.
Control cabinet spirit level, 200 mm	200x42x17	65	KL420200



Alu spirit level




Characteristics

- With horizontal and vertical spirit level

Item	Dimension mm	Weight g	Part No.
Alu spirit level, 400 mm	400 x 40 x 15	210	KL425400
Alu spirit level, 600 mm	600 x 40 x 15	305	KL425600

Wooden folding rule, 2 m



Characteristics

- White/yellow
- No. of links 10

Item	Weight g	Part No.
Wooden folding rule, 2 m	126	KL402

Measuring tape, 3 m



Characteristics

- With 3 functions: Length, inside dimension and circles

Item	Weight g	Part No.
Measuring tape, 3 m	124	KL403

Carpenter's pencil



Characteristics

- Oval shape
- Pointed

Item	Weight g	Part No.
Carpenter's pencil	10	KL449

Marking pen



Characteristics

- Multimark permanent marker, black
- Fine tip 0.6 mm

Item	Weight g	Part No.
Marking pen	10	KL440F



Control cabinet key



Characteristics

- With chain, adapter and interchangeable bit 1/4"
- Inner square 5, 6 and 7-8 mm
- Triangular 9 mm
- Double pin keys 3 - 5 mm
- Bit PH2 and slot 1.2 x 0.7 mm
- Radiator valve key closing (5 mm square) in the centre slot

Item	Weight g	Part No.
Control cabinet key	75	KL500

Universal cabinet key, subkey Electro



Characteristics

- 30% lighter and simpler opening mechanism
- Inner square 5, 6 and 7-8 mm
- Triangular 9 mm
- Double pin keys 3 - 5 mm
- Including 1/4" bit mounting and 2 double bits
- Radiator valve key closing (5 mm square) on the pin head
- Bit slot 1.2 x 7 mm, PH2

Item	Dimension mm	Weight g	Part No.
Universal cabinet key, subkey Electro	145	120	KL510

Universal cabinet key, SuBMaVo



Characteristics

- Incl. voltage field sensor to safely determine alternating current at e.g. cable connections, sockets, lamps
- Integrated magnetic field sensor for the contactless determination of magnetic fields or permanent magnets
- Twin rotating mechanism for 4 different control cabinet closures
- Square drive 6 and 7 - 8 mm
- Triangular 9 mm
- Double pin keys 3 - 5 mm
- Bit slot 1.2 x 7 mm, PH2

Item	Weight g	Part No.
Universal cabinet key, SuBMaVo	105	KL520



Engineer's hammer



Characteristics

- Steel-forged head
- Ground finish
- With protective nylon shroud

Item	Dimension mm	Weight g	Part No.
Engineer's hammer, 300 g	370	300	KL580300
Engineer's hammer, 500 g	610	500	KL580500

Sledge hammer



Characteristics

- Steel-forged head
- Ground finish
- With protective nylon shroud

Item	Dimension mm	Weight g	Part No.
Club hammer, 1000 g	1150	1000	KL5821000
Club hammer, 1250 g	1400	1250	KL5821250

Jointing chisel



Characteristics

- Chrome vanadium steel
- Safety head, annealed

Item	Dimension mm	Weight g	Part No.
Jointing chisel	230 x 26 x 7	250	KL584230

Electricians chisel



Characteristics

- Chrome vanadium steel
- Safety head, annealed

Item	Dimension mm	Weight g	Part No.
Electrician's chisel, 200 mm	200	90	KL585200
Electrician's chisel, 250 mm	250	120	KL585250

Safety handle for jointing chisel



Suitable for

- Jointing chisel, part no. KL584230

Item	Weight g	Part No.
Safety handle for jointing chisel	110	KL586



Cable knife



Characteristics

- Hinged, with plastic handle

Item	Dimension mm	Weight g	Part No.
Cable knife	80	115	KL540

Mini saw



Characteristics

- With fixed wooden handle

Item	Dimension mm	Weight g	Part No.
Mini saw	290	95	KL559
Metal saw blades, 12-piece	150	2	KL550ES

Universal saw



Characteristics

- With fibreglass reinforced plastic handle

Item	Dimension mm	Weight g	Part No.
Universal saw	250	170	KL550
Metal saw blades, 12-piece	150	2	KL550ES

Combination scissors



Characteristics

- Serrated cutting edges
- With safety lock
- Cuts e.g. round and flat material from copper, aluminium, plastic, paper, cardboard, leather

Item	Dimension mm	Weight g	Part No.
Combination scissors	190	100	KL545

Universal knife



Characteristics

- With adjustable and replaceable blades

Item	Dimension mm	Weight g	Part No.
Universal knife		305	KL542
Replacement blade for universal knife	60 x 19 x 0.5	8	KL542ES



Cutter knife



Characteristics

- Knife with knock-off blades, all 9 mm

Item	Dimension mm	Weight g	Part No.
Cutter knife	9	45	KL544
Replacement blade for cutter knife	9	5	KL544ES

Safety glasses uvex i-vo in microfibre bag



Characteristics

- Duo component technology with soft components for the sensitive zones (nose, forehead, ears) giving optimum and long-term wearing comfort
- Individual bar length adjustment
- Individual incline setting
- Clear lens for permanent anti-fog inside, extremely scratch-resistant outside
- Sun protection lens extremely scratch-resistant both sides
- Easy and quick replacement of the sunglasses' lens
- 100 % UV protection
- Elegant microfibre pouch, also suitable for cleaning the glasses

Item	Weight g	Part No.
Safety glasses uvex i-vo in microfibre bag	33	KL604
Sun protection lens for safety glasses KL604	23	KL604S



L-BOXX with basic equipment for electricians, 18-piece



Characteristics

- L-BOXX from shock and impact resistant ABS plastic, 100 kg capacity
- Stackable L-BOXXes due to Easy-Click system

Suitable for

- For integration in TÜV-approved in-vehicle equipment systems

Item	Dimension mm	Part No.
L-BOXX with basic equipment for electricians, 18-piece	442 x 357 x 151	LBOXXKLB18
Scope of supply	Part No.	Page
L-BOXX with front handle (W/D/H: 442 x 357 x 151 mm)	LBOXX136LFG	
VDE long-nose pliers, straight, 205 mm	KL050205IS	506
VDE Power combination pliers, 180 mm	KL020180IS	504
VDE Side cutter 160 mm	KL040160IS	505
VDE Cable cutter 160 mm	KL010160IS	504
Automatic VDE wire stripper 0.2 - 6 mm ²	KL760180IS	507
VDE Water pump pliers, jaw width 50 mm	KL070250IS	507
Measuring tape, 3 m	KL403	532
VDE Slotted screwdriver, 4.0 x 0.8 mm	KL10010040IS	508
VDE Slotted screwdriver, 5.5 x 1.0 mm	KL10012555IS	508
VDE Plus/Minus screwdriver, Z1	KL130PM1IS	508
VDE Plus/Minus screwdriver, Z2	KL130PM2IS	508
VDE Phillips screwdriver, PH1	KL110PH1IS	508
VDE Phillips screwdriver, PH2	KL110PH2IS	508
Phase tester with heavy duty handle, one-pin, VDE 0680 150 V - 250 V	KL19073IS	509
GT-85NE Bipolar voltage tester with LCD display	52049407	575
Hexagonal angle screwdriver set, 7-pce.	KL370	529
Cable knife with hooked blade	KL745HK	548
DM-200A Digital multimeter	52047801V2	578

Apprentice case



► Tool case can be personalised with own brand logo - <http://www.klauke.com/personalization>

Characteristics

- Case shell from impact-resistant ABS
- Robust aluminium frame with abutting edges
- Two lockable clips

Item	Dimension mm	Weight kg	Part No.
Apprentice case	500 x 470 x 210	6.0	KL855B22
Scope of supply		Part No.	Page
VDE Power combination pliers, 180 mm		KL020180IS	504
VDE Side cutter 160 mm		KL040160IS	505
VDE long-nose pliers, straight, 205 mm		KL050205IS	506
VDE Slotted screwdriver, 3.0 x 0.5 mm		KL10010030IS	508
VDE Slotted screwdriver, 4.0 x 0.8 mm		KL10010040IS	508
VDE Slotted screwdriver, 5.5 x 1.0 mm		KL10012555IS	508
VDE Pozidriv screwdriver, PZ1		KL120PZ1IS	508
VDE Pozidriv screwdriver, PZ2		KL120PZ2IS	508
VDE Plus/Minus screwdriver, Z1		KL130PM1IS	508
VDE Plus/Minus screwdriver, Z2		KL130PM2IS	508
Phase tester with heavy duty handle, one-pin, VDE 0680 150 V - 250 V		KL19073IS	509
Wooden folding rule, 2 m		KL402	532
Control cabinet spirit level, 200 mm		KL420200	531
Carpenter's pencil		KL449	532
Universal saw		KL550	535
Engineer's hammer, 300 g		KL580300	534
Cable knife with hooked blade		KL745HK	548
Automatic VDE wire stripper 0.2 - 6 mm ²		KL760180IS	507
Water brush			
Plasterer's bowl 125 mm			
Painter's spatula 40 mm			



Tool case Economy



► Tool case can be personalised with own brand logo - <http://www.klauke.com/personalization>

Characteristics

- Case shell from impact-resistant ABS
- Robust aluminium frame with abutting edges
- Two lockable clips

Item	Dimension mm	Weight kg	Part No.
Tool case Economy	500 x 400 x 210	5.7	KL855B8
Scope of supply			Part No. Page
VDE Power combination pliers, 180 mm			KL020180IS 504
VDE Side cutter 160 mm			KL040160IS 505
VDE long-nose pliers, straight, 205 mm			KL050205IS 506
VDE Slotted screwdriver, 3.0 x 0.5 mm			KL10010030IS 508
VDE Slotted screwdriver, 4.0 x 0.8 mm			KL10010040IS 508
VDE Slotted screwdriver, 5.5 x 1.0 mm			KL10012555IS 508
VDE Pozidriv screwdriver, PZ1			KL120PZ1IS 508
VDE Pozidriv screwdriver, PZ2			KL120PZ2IS 508

Professional tool case



► Tool case can be personalised with own brand logo - <http://www.klauke.com/personalization>

Characteristics

- Case shell from impact-resistant ABS
- Robust aluminium frame with abutting edges
- Two lockable clips

Item	Dimension mm	Weight kg	Part No.
Professional tool case with 19 tools	520 x 440 x 230	9.15	KL865B19
Scope of supply			Part No. Page
VDE Power combination pliers, 180 mm			KL020180IS 504
VDE Side cutter 160 mm			KL040160IS 505
VDE long-nose pliers, straight, 205 mm			KL050205IS 506
Water pump pliers, jaw width 50 mm			KL072250G 524
VDE Slotted screwdriver, 3.0 x 0.5 mm			KL10010030IS 508
VDE Slotted screwdriver, 4.0 x 0.8 mm			KL10010040IS 508
VDE Slotted screwdriver, 5.5 x 1.0 mm			KL10012555IS 508
VDE Pozidriv screwdriver, PZ1			KL120PZ1IS 508
VDE Pozidriv screwdriver, PZ2			KL120PZ2IS 508
VDE Plus/Minus screwdriver, Z1			KL130PM1IS 508
VDE Plus/Minus screwdriver, Z2			KL130PM2IS 508
Wooden folding rule, 2 m			KL402 532
Carpenter's pencil			KL449 532
Control cabinet key			KL500 533
Cable knife with blade protection, 1000 V			KL645GSK 516
Automatic VDE wire stripper 0.2 - 6 mm ²			KL760180IS 507
GT-55NE Bipolar voltage tester with LED display			52049408 575
Allen key set			
Open-end wrench set			



Professional roller trolley, 88-piece



Characteristics

- With 4-section telescopic handle, up to 1050 mm
- Document compartment
- Double aluminium frame
- Smooth-running thanks to large rubber casters
- Case shell manufactured from non-breakable ABS
- Loads up to 40 kg
- Hinges for case lid lock

Item	Dimension mm	Weight g	Part No.
Professional roller trolley, 88-piece	470 x 210 x 355	15500	KL890TB88
Scope of supply			Part No. Page
Professional roller trolley, empty			KL890TL 541
VDE Power combination pliers, 180 mm			KL020180IS 504
VDE long-nose pliers, straight, 205 mm			KL050205IS 506
VDE Electric power side cutter, 200 mm			KL044200IS 505
VDE Wire stripper, 160 mm			KL060160IS 507
VDE Slotted screwdriver, 2.5 x 0.4 mm			KL1007525IS 508
VDE Slotted screwdriver, 3.5 x 0.6 mm			KL10010035IS 508
VDE Slotted screwdriver, 4.0 x 0.8 mm			KL10010040IS 508
VDE Slotted screwdriver, 5.5 x 1.0 mm			KL10012555IS 508
VDE Phillips screwdriver, PH1			KL110PH1IS 508
VDE Phillips screwdriver, PH2			KL110PH2IS 508
VDE Pozidriv screwdriver, PZ1			KL120PZ1IS 508
VDE Pozidriv screwdriver, PZ2			KL120PZ2IS 508
Phase tester with heavy duty handle, one-pin, VDE 0680 150 V - 250 V			KL19073IS 509
VDE Plus/Minus screwdriver, Z1			KL130PM1IS 508
VDE Plus/Minus screwdriver, Z2			KL130PM2IS 508
VDE Cable cutter 210 mm			KL010210IS 504
Bit assortment, 1/4", 73 mm			KL330 531
Wire stripper for flexible and solid conductors			KL760180 546
Combination spanner set, 12-pce.			KL365 531
Socket head bit set 1/4", 29-pce.			KL361 528
Universal cabinet key, subkey Electro			KL510 533
Universal saw			KL550 535
Crimping tool with interchangeable dies			K507 243
Wooden folding rule, 2 m			KL402 532
Carpenter's pencil			KL449 532
Cable knife with hooked blade			KL745HK 548
Round cable stripper 8 - 13 mm ²			KL710 548
Allen key set, 7-pce.			KL370 529
Engineer's hammer, 300 g			KL580300 534
Safety glasses uvex i-vo in microfibre bag			KL604 536
Marking pen			KL440F 532
GT-85NE Bipolar voltage tester with LCD display			52049407 575
Kwik Stepper™ step bit with ROTASTOP® shaft ISO 12 - 40 mm			50069888 467
NETcat® Micro NC-100 + 200EP			NC100EP 608
NETcat® Micro NC-100			52024541 608
TC-20 Nylon carrying case for measuring instruments with carrying strap			50075357 583



Engineers professional case, 15-piece



► Engineers basic equipment, mainly with VDE tools

Characteristics

- Technicians Notebook tool bag
- Material: hard-wearing nylon
- 90° folding-out front pocket
- High-quality zipper
- Spray-water protected bottom
- Each side pocket has a zipper
- Adjustable carrying belt with quick-release fastener and shoulder pad
- Twin fixed carrying handle
- Insert for visitor cards

Item	Part No.	
Engineers professional case, 15-piece	KL905B15	
Scope of supply	Part No.	Page
Technicians professional case, empty	KL905L	542
VDE Phillips screwdriver, PH1	KL110PH1IS	508
VDE Phillips screwdriver, PH2	KL110PH2IS	508
VDE Slotted screwdriver, 2.5 x 0.4 mm	KL1007525IS	508
VDE Slotted screwdriver, 4.0 x 0.8 mm	KL10010040IS	508
VDE Slotted screwdriver, 5.5 x 1.0 mm	KL10012555IS	508
Phase tester with heavy duty handle, one-pin, VDE 0680 150 V - 250 V	KL19073IS	509
VDE Plus/Minus screwdriver, Z1	KL130PM1IS	508
VDE Plus/Minus screwdriver, Z2	KL130PM2IS	508
Cable knife with hooked blade	KL745HK	548
VDE long-nose pliers, straight, 205 mm	KL050205IS	506
VDE Electric power side cutter, 200 mm	KL044200IS	505
Round cable stripper 8 - 13mm ²	KL710	548
VDE Power combination pliers, 165 mm	KL020165IS	504
Measuring tape, 3 m	KL403	532

Professional roller trolley, empty



Characteristics

- With 4-section telescopic handle, up to 1050 mm
- Document compartment
- Double aluminium frame
- Smooth-running thanks to large rubber casters
- Case shell manufactured from non-breakable ABS
- 2 compartments for business cards
- Two straps for writing instruments

Item	Dimension mm	Weight g	Part No.
Professional roller trolley, empty	470 x 210 x 355	6600	KL890TL



Professional installers case



Characteristics

- Robust version with plastic slide rails and upper metal rails with sponge rubber handle
- Adjustable carrying belt with quick-release fastener and shoulder pad
- Outdoors: 1 large lockable label pocket, 9 pockets, 2 Velcro® for fastening spirit level etc. Indoor connections: 3 compartments, 14 straps

Item	Dimension mm	Weight g	Part No.
Profi-installer's pocket	350 x 200 x 200	2600	KL920L

Technicians professional case, empty



Characteristics

- Material: highly durable nylon, splash-proof base
- 90° folding front pocket, each side pocket has a zipper
- Twin fixed carrying handle
- Adjustable carrying belt with quick-release fastener and shoulder pad
- Protected notebook compartment
- Insert for visitor cards
- High-quality zipper

Item	Dimension mm	Weight g	Part No.
Technicians professional case, empty	330 x 440 x 200	2600	KL905L




Tool wallet from nylon, empty



Characteristics

- Material: Polytex
- Accepts up to 11 tools

Item	Dimension mm	Weight g	Part No.
Tool wallet from nylon, empty	200 x 200 x 50	100	KL910L



PREPARATION WITH PRECISION - STRIPPING TOOLS

In the world of professionals, every assignment counts. Better if you can rely on your tool. Stripping tools from Klauke remove insulation and cable sheathing quickly and precisely. All strands remain intact.



► For very precise use

- Fast and precise removal of insulation and cable sheathing
- Automatic cross-section adjustment
- Reduced effort due to optimum power transmission
- Reduced wear
- Including replacement blade



Automatic wire stripper, 0.02 - 10 mm²



Characteristics

- Self-setting cutting and stripping tool for commercially available flexible cables 0.02 - 10 mm² and solid conductors to 1.5 mm²
- Easily replaceable blade system
- Long service life of pliers due to precise adjustment for stripping thin insulation without damaging the conductor
- Integrated side cutter

Item	Stripping range mm ²	Weight g	Part No.
Wire-stripping tool K43/2	0.02 - 10	140	K432
Automatic wire stripper K43/2-90, angled at 90°	0.02 - 10	140	K43290
Accessories			Part No.
Interchangeable cassette, black, for wire-stripping tool K432 0.02 - 10 mm ² flexible conductors and to 1.5 mm ² solid conductors			K432E
Interchangeable cassette, blue, for wire-stripping tool K432 for PTFE insulated conductors 0.1 - 4 mm ²			K432E2
Interchangeable cassette, red, for wire-stripping tool K432 / 4 - 16 mm ²			K432E3

Wire stripper with stepless stripping range 0.03 - 16 mm²



- ▶ First wire stripper with stepless stripping range 0.03 - 16 mm²
- ▶ Perfect for damage-free stripping of solid and flexible conductors with PVC

Characteristics

- Effortless working thanks to ergonomic styling
- Safe working thanks to integrated clamp protection
- Durable tool with easily replaceable blades
- Integrated side cutter up to max. 9 mm dia.
- High stability due to glass fiber reinforced polyamide
- Accurate and consistent stripping length thanks to adjustable stop

Item	Stripping range mm ²	Weight g	Part No.
Wire stripper with stepless stripping range 0.03 - 16 mm ²	0.03 - 16	140	K433

Wire stripper, 0.2 - 6 mm²



Characteristics

- Adjustable length stop from 5 - 12 mm
- Integrated easy to reach side cutter up to max. 2 mm dia.

Suitable for

- For all standard flexible and solid conductors from 0.2 - 6 mm²

Item	Dimension mm	Stripping range mm ²	Weight g	Part No.
Wire stripper for flexible and solid conductors	180	0.2 - 6	130	KL760180

Wire stripper for round and flat cables



Characteristics

- Fine adjustment (5-way) on various cable types and cable diameters
- Optical length dimension 8 - 24 mm (5/16 - 1 inch)
- Integrated side cutter up to max. 3 mm dia.

Suitable for

- Flat cable: Baring and stripping of 2-core PVC-insulated flat cables from 0.75 - 1.5 mm²
- Round cable: Baring and stripping flexible cables in the range 0.5 - 16 mm² (20-6 AWG), solid conductors 0.5 - 10 mm² (20-8 AWG)

Item	Dimension mm	Stripping range mm ²	Weight g	Part No.
Wire stripper for round and flat cables	180	0.5 - 16	205	KL765FR215

Automatic wire stripper for round cables in the solar technology sector



Characteristics

- Fine adjustment (5-way) on various cable types and cable diameters
- Integrated side cutter up to max. 3 mm dia.
- Optical length dimension 8 - 24 mm (5/16 - 1 inch)

Suitable for

- Baring and stripping of all standard, flexible cables from 1.5 mm² - 6.0 mm² (15-9 AWG) in the solar technology sector.

Item	Dimension mm	Stripping range mm ²	Weight g	Part No.
Automatic wire-stripping tool for round cables in the solar technology sector	180	1.5 - 6	205	KL765PV



K 400 Professional wire stripping tool 4.5 - 40 mm



Characteristics

- Max. cutting depth of the knife: 4.5 mm
- Max. baring diameter: 21 mm (small hook)
- Max. baring diameter: 40 mm (large hook)
- Stop hook is replaceable

Item	Dimension mm	Weight g	Part No.
K 400 Professional wire stripping tool 4.5 - 40 mm	200 x 93 x 33	120	K400
Accessories			Part No.
K 400E Replacement blade for wire stripping tool K 400			K400E

Cable knife without blade



Characteristics

- Precise, fast and safe stripping of all standard round cables
- No damage to inner conductor due to stepless adjustment of cutting depth
- Round and long cut due to self-rotating knife

Item	Dimension mm	Weight g	Part No.
Cable knife, without blade 4 - 16 mm dia.	4 - 16	70	KL740416
Cable knife, without blade 8 - 28 mm dia.	8 - 28	70	KL740828
Accessories			Part No.
Replacement blade for electricians knife with hooked blade			KL749ES

Cable knife with straight blade



Characteristics

- Precise, fast and safe stripping of all standard round cables
- Including protective cover for the blade
- Removable reducing adapter made from extremely abrasion-resistant plastic (POM)
- No damage to inner conductor due to stepless adjustment of cutting depth
- Round and long cut due to self-rotating knife

Item	Dimension mm	Weight g	Part No.
Cable knife with straight blade	4 - 28	80	KL745GK
Accessories			Part No.
Replacement blade for electricians knife with hooked blade			KL749ES

Cable knife with hooked blade



Characteristics

- Precise, fast and safe stripping of all standard round cables
- Including protective cover for the blade
- Removable reducing adapter made from extremely abrasion-resistant plastic (POM)
- No damage to inner conductor due to stepless adjustment of cutting depth
- Round and long cut due to self-rotating knife

Item	Dimension mm	Weight g	Part No.
Cable knife with hooked blade	4 - 28	80	KL745HK
Accessories			Part No.
Replacement blade for electricians knife with hooked blade			KL749ES

Round cable stripper 8 - 13mm²



Characteristics

- Simple stripping even in hard-to-reach areas, e.g. ceiling and walls, junction and distribution boxes, switch cabinets etc.
- Strips round and damp proof installation cables from 8 - 13 mm dia. (e.g. NYM 3 x 1.5 mm² to 5 x 2.5 mm²)
- No need to adjust the cutting depth

Item	Dimension mm	Weight g	Part No.
Round cable stripper 8 - 13mm ²	8 - 13	43	KL710

Multi-stripper



Characteristics

- Universal stripping tool with the following functions: Baring, round cut, long cut, stripping, cutting

Item	Dimension mm	Weight g	Part No.
Multi-stripper	8 - 13	77	KL730

Photovoltaic stripper



Characteristics

- Replaceable blade system
- Protected blade
- Simple handling
- Fixed stripping from 8.5 mm
- Compact design

Suitable for

- For all standard PV cables to 8.5 mm

Item	Dimension mm	Weight g	Part No.
Photovoltaic stripper	8.5	40	KL735PV



Coax-stripper



Characteristics

- No need to adjust the cutting depth
- Gradual stripping of all standard coaxial cables (e.g. antenna and transmission cables) 4.8 - 7.5 mm outside diameter

Suitable for

- Flexible cables, e.g. 3 x 0.75 mm², 10 mm² and 16 mm²

Item	Part No.
Coax-stripper	KL720

Kiwi Stripper coax wire stripper - 3 stage



► Pre-set for three different cable types

Characteristics

- Dresses coaxial cable types RG58, RG59, RG62 and RG6 and many more
- Adjustable blade to cutting depth
- Quick and simple interchangeable blade holder
- The frame takes both 2 and 3 stage holders

Item	Part No.	
Kiwi Stripper coax wire stripper - 3 stage	50455770	
Accessories	Part No.	Page
Spare holder - 3 stage	50450395	
Spare holder - 2 stage	50450409	



Hand tools

Stripping tools for communication technology

DN-AW3 wire stripping tool, 2.5 - 11 mm



Characteristics

- For stripping signal, telephone, AV, control and data transmission cables from copper and fibreglass
- 9 adjustable cutting depths
- Cable capacity: 2.5 - 11 mm diameter
- Insulation thickness: up to 1 mm
- Interchangeable blade holder
- Including one holder with replacement blade

Item	Part No.	
DN-AW3 wire stripping tool, 2.5 - 11 mm	DNAW3	
Accessories	Part No.	Page
Spare holder for DN-AW3	DNAW3M	

Ratchet crimping tool for telephone lines




Characteristics

- Integrated cutting and stripping tool for ribbon cable
- The full radius ratchet mechanism permits consistent terminations with each operation
- Straight access guarantees consistent crimp connection
- Optimum handling due to ergonomically-shaped handle

Suitable for

- Modular connectors of type RJ10 4P4C, RJ11 6P4C, RJ12 6P6C and RJ45 8P8C


Item	Part No.
Ratchet crimping tool for telephone lines	50455753



PUTS CABLE WHERE IT NEEDS TO BE SIMPLY AND SAFELY.

Takes every corner flexibly and robustly – cable pulling technology from Greenlee is set apart by quality and the simplest operation possible for every challenge.





Cable pulling technology

Fish tapes/pulling rods	556
Polyester	556
Perlon	556
Nylon	556
Steel	557
Flex-O-Twist speed flex leader	557
Fibreglass cable pulling rods	557
<hr/>	
Cable pulling systems	558
With Polyester tapes (Dura Spinner and Flexi Spinner)	558
With fibreglass tapes (Speedy Spinner)	559
Fish tapes in winder case	560
Smart Butler	562
<hr/>	
Cable puller	564
Easy Roller (cable drum unwinder)	564
Cable puller with accessory	564
<hr/>	
Pulling grips	566
Pulling grips, closed	566
Pulling grips, open	567
<hr/>	
Accessory	568

THE PULLING AID - CABLE PULLING TECHNOLOGY

Clean construction site - clean laying. Our cable pulling technology ensures that all cables are cleanly rolled in and out. No parts not required left lying around. No awkward handling. Greenlee pulling systems are made from high-quality ABS plastic. Making them robust and drop-proof. You are in control: Reliable laying with safe cable pulling technology.



In brief

- ▶ Simple pulling through of cables and conductors
- ▶ Cable puller made from polyester, perlon, nylon, steel and fibreglass
- ▶ Cable pulling rods for cavities and suspended ceilings
- ▶ Made from high-quality ABS plastic
- ▶ Solutions for light and heavy cable types, angled ducts or long straights



► The Dura Spinner

The Dura Spinner is small, but has a great effect. High-quality materials ensure robustness and the best functionality. Its user-friendly design also permits unwinding on the floor. The Dura Spinner is even able to hold in place cables that are laid around corners. A genuine help on the construction site.

- ABS plastic housing
- Cable puller made from virtually indestructible polyester tape
- Simple unwinding and rewinding
- Unwinding even on the floor
- User-friendly design ensures convenient and smooth operations



Polyester fish tape green 4.5 mm dia.



- ▶ 50% less friction than nylon tapes
- ▶ Extremely flexible and almost unbreakable

Characteristics

- High thrust due to twisted tape design
- Reduces the pulling force due to much lower friction
- Replaceable pulling eyelet and spring guide head

Additional information

- Further detailed information can be found in the application table on page i-12

Length	Part No.	Diameter mm
10 m	52055292	4.5
15 m	52055293	4.5
20 m	52055294	4.5
25 m	52055295	4.5
30 m	52055296	4.5
Accessory	Part No.	
5-piece accessory set for polyester fish tapes	52055396	

Perlon® fish tape 4 mm dia.



Characteristics

- With pressed M4 front piece
- With unscrewable spring guide head and pulling eyelet

Additional information

- Further detailed information can be found in the application table on page i-12

Length	Part No.	Diameter mm
5 m	52055276	4
10 m	52055277	4
15 m	52055278	4
20 m	52055279	4
25 m	52055280	4
30 m	52055281	4
Accessory	Part No.	
Replacement parts for Perlon fish tapes, comprising pulling eyes WW 1/2" (1) and spring guide head M4 (1)	52055288	

Nylon fish tape 4 mm dia.



Characteristics

- With pressed spring guide head and eyelet

Additional information

- Further detailed information can be found in the application table on page i-12

Length	Part No.	Diameter mm
5 m	52055270	4
10 m	52055271	4
15 m	52055272	4
20 m	52055273	4
25 m	52055274	4
30 m	52055275	4



Steel fish tape 4 mm dia.



Characteristics

- With pressed spring guide head and eyelet

Additional information

- Further detailed information can be found in the application table on page i-12

Length	Part No.	Diameter mm
5 m	52055282	4
10 m	52055283	4
15 m	52055284	4
20 m	52055285	4
25 m	52055286	4
30 m	52055287	4

Flex-O-Twist™ speed flex leader



Characteristics

- Especially suitable for sharp bends
- Flexible fish tape leader

Length	Part No.
300 mm	50308599

Fibreglass cable pulling rods



Characteristics

- Almost unbreakable due to special outer jacket
- Time-saving cable laying
- Laying also under the most difficult conditions

Suitable for

- Cable installation and laying
- Pulling or pushing

Length	Part No.	Version
10 m	52055385	Comprising of: 4 pce. light green fibreglass rods 5.6 mm dia. with WW connecting sleeve, 1 pce. light green fibreglass rod 5.6 mm dia. with WW connecting sleeve and universal joint, 2 pce. black fibreglass rods 6 mm dia. with WW connecting sleeve, 1 pce. white nylon rod 4 mm dia. with WW connecting sleeve, 2 pce. green fibreglass rods 4.6 mm dia. with WW connecting sleeve
5 m	52055386	Consists of: 3 pce. light green fibreglass sticks 5.6 mm dia. with WW connecting bushing, 1 pce. black fibreglass stick 6 mm dia. with WW connecting bushing, 1 pce. white nylon stick 4 mm dia. with WW connecting bushing
Accessories	Part No.	
Accessory set for cable pulling rods, 8-pcs.	52055387	
Accessory set for cable pulling rods, 4-pcs.	52055388	



Dura Spinner polyester fish tape system



Characteristics

- Thin and extremely robust fish tape
- Uncoiling also possible on the floor
- Unique, user-friendly design
- Goes into every corner and holds every cable

Suitable for

- The laying of additional cables

Item	Part No.
Dura Spinner 3.8 mm dia., 20 m	52074600
Dura Spinner 3.8 mm dia., 30 m	52074650
Scope of supply	Part No.
Dura Spinner accessory kit, 3 pieces	52074653
Accessories	Part No.
Dura Spinner spare fish tape 3.8 mm dia., 20 m	52074651
Dura Spinner spare fish tape 3.8 mm dia., 30 m	52074652

Flexi Spinner polyester cable pulling system



- ▶ Almost unbreakable
- ▶ Approx. 50 % less frictional resistance compared with nylon and perlon
- ▶ High thrust for long distances with narrow bending radius

Characteristics

- Highly-flexible polyester tape
- Modern design
- Robust housing

Additional information

- Further detailed information can be found in the application table on page i-12

Item	Length	Part No.	Diameter mm
Flexi Spinner polyester cable pulling system	20 m	52055389	4.5
Flexi Spinner polyester cable pulling system	25 m	52055390	4.5
Flexi Spinner polyester cable pulling system	30 m	52055391	4.5
Flexi Spinner, winder case empty		52055392	
Scope of supply	Part No.	Quantity	
5-piece accessory set for polyester fish tapes	52055396	1	
Accessories	Part No.	Page	
Polyester fish tape green 4.5 mm dia., 20 m	52055294	556	
Polyester fish tape green 4.5 mm dia., 25 m	52055295	556	
Polyester fish tape green 4.5 mm dia., 30 m	52055296	556	



Speedy Spinner fibreglass cable pull-in system



- ▶ Unique, user-friendly design
- ▶ Very simple and quick pulling in and out of fibreglass tapes

Characteristics

- One-handed operation
- Uncoiling also possible on the floor
- Flexible fibreglass spring for quick pulling in and out
- High thrust
- Accessory set supplied as standard

Suitable for

- Tube diameter: 16 - 32 mm

Additional information

- Further detailed information can be found in the application table on page i-12
- Always order repair adhesive separately!

Item	Diameter mm	Length	Part No.
Speedy Spinner fibreglass cable pull-in system	3	20 m	52055298
Speedy Spinner fibreglass cable pull-in system	3	30 m	52055299
Speedy Spinner fibreglass cable pull-in system	3	40 m	52055300
Scope of supply			Part No.
Head with eye M5			52055304
Spring guide head with eye M5			52055305
Spring guide head with eye M5 - 10 mm			52055306
Start/bushing sleeves M5			52055308
Connecting sleeves			52055309
Cable grip M5, 4-15 mm dia.			52055310
Pulling aid for pulling system 3 - 6 mm dia.			52055311
Accessories			Part No.
Speedy Spinner accessory, repair patch for fibreglass tape 3 mm dia.			52055312
Fibreglass replacement tape 3 mm dia., 20 m			52055289
Fibreglass replacement tape 3 mm dia., 30 m			52055290
Fibreglass replacement tape 3 mm dia., 40 m			52055291
Speedy Spinner repair set, 10-piece			52055303



MagnumPRO™ oil-hardened steel fish tape



Characteristics

- Winder case eases cable pulling
- Dirt-free tape finish
- High impact nylon winder case with large handle grip

Item	Tape dimensions mm	Length	Part No.
MagnumPRO™ oil-hardened steel fish tape	3.0 x 1.5	20 m	52041709
MagnumPRO™ oil-hardened steel fish tape	6.3 x 1.5	30 m	52041745
MagnumPRO™ oil-hardened steel fish tape	3.0 x 1.5	38 m	52041741
MagnumPRO™ oil-hardened steel fish tape	3.0 x 1.5	73 m	52041743
Accessories			Part No.
Rotating head eye for 3 mm fish tapes			50293672
MagnumPRO™ oil-hardened steel fish tape 60 m			52044594

MagnumPRO™ stainless steel fish tape



- ▶ **Stainless, speed flex leader**
- ▶ **Slim pulling eyelet permits trouble-free pulling in long and winding conduits**

Characteristics

- Can be used in conjunction with every steel fish tape with a tape dimension of 3.0 x 1.5 mm
- High impact nylon winder case with large handle grip

Item	Tape dimensions mm	Length	Part No.
MagnumPRO™ stainless steel fish tape	3.0 x 1.5	30 m	52041746
MagnumPRO™ stainless steel fish tape	3.0 x 1.5	60 m	52041747
Accessory			Part No.
Speed Flex leader for fish tapes with tape dimension 3.0 x 1.5 mm			50143921

MagnumPRO™ nylon fish tape



- ▶ **Non-conductive, non-coiling nylon tape**

Characteristics

- Diameter 4.8 mm
- High impact nylon winder case with large handle grip

Item	Diameter mm	Length	Part No.
MagnumPRO™ nylon fish tape	4.8	15 m	52041750
MagnumPRO™ nylon fish tape	4.8	30 m	52041751
Accessory			Part No.
Replacement tip			50016644



MagnumPRO™ fish tape



Characteristics

- Fish tape from multi-strand steel tape
- Flexible type
- High impact nylon winder case with large handle grip

Suitable for

- For quick and simple application

Item	Diameter mm	Length	Part No.
MagnumPRO™ fish tape	4.8	15 m	52041748
MagnumPRO™ fish tape	4.8	30 m	52041749

MagnumPRO™ fibreglass fish tape



Characteristics

- Non-conductive fibreglass tape with low friction coating
- To fish in small and large conduits even with wire or cable in place
- High impact nylon winder case with large handle grip

Suitable for

- Data and telecommunication industry

Item	Diameter mm	Length	Part No.
MagnumPRO™ fibreglass fish tape	4.5	15 m	52041752
MagnumPRO™ fibreglass fish tape	4.5	30 m	52041753
MagnumPRO™ fibreglass fish tape	4.8	60 m	50357468
MagnumPRO™ fibreglass fish tape	4.8	76 m	50357476
Accessory			Part No.
Fibreglass fish tape accessory set			50357506
Pulling eyelet 3.0 mm			50359193
Pulling eyelet 4.8 mm			50359304

Steel fish tape EZ Reach



Characteristics

- With hand crank
- Flat steel tape for working above suspended ceilings, under carpets and through walls

Item	Tape dimensions mm	Part No.
Steel fish tape EZ Reach	7.5 x 6	50016962

Smart Butler fibreglass cable pulling-in system with steel reel basket



- ▶ Unique, user-friendly design, galvanised and sprayed
- ▶ Teflon-coated adapter for low resistance when winding and unwinding

Characteristics

- High thrust
- Low-friction unwinding and rewinding
- Secure working thanks to operative holding brake
- Effective working with accessories mounted directly on frame
- From size 790 mm dia. steel reel basket, incl. rollers

Item	Diameter mm	steel reel basket mm	Version	Length	Weight kg	Part No.
Smart Butler fibreglass cable pulling-in system 4.5 mm dia. with steel reel basket 330 mm dia. 40 m	4.5	330 dia.		40 m	4	52055313
Smart Butler fibreglass cable pulling-in system 330 mm dia. steel reel basket, 60 m	4.5	330 dia.		60 m	5	52055315
Smart Butler fibreglass cable pulling-in system 330 mm dia. steel reel basket, 80 m	4.5	330 dia.		80 m	6	52055316
Smart Butler fibreglass cable pulling-in system 550 mm dia. steel reel basket, 40 m	6.0	550 dia.		40 m	10	52055325
Smart Butler fibreglass cable pulling-in system 550 mm dia. steel reel basket, 60 m	6.0	550 dia.		60 m	11	52055326
Smart Butler fibreglass cable pulling-in system 550 mm dia. steel reel basket, 80 m	6.0	550 dia.		80 m	12	52055327
Smart Butler fibreglass cable pulling-in system 550 mm dia. steel reel basket, 100 m	6.0	550 dia.		100 m	12	52055328
Smart Butler fibreglass cable pulling-in system 660 mm dia. steel reel basket, 40 m	7.5	660 dia.		40 m	13	52055337
Smart Butler fibreglass cable pulling-in system 660 mm dia. steel reel basket, 60 m	7.5	660 dia.		60 m	14	52055338
Smart Butler fibreglass cable pulling-in system 660 mm dia. steel reel basket, 80 m	7.5	660 dia.		80 m	15	52055339
Smart Butler fibreglass cable pulling-in system 660 mm dia. steel reel basket, 100 m	7.5	660 dia.		100 m	17	52055340
Smart Butler fibreglass cable pulling-in system 660 mm dia. steel reel basket, 120 m	7.5	660 dia.		120 m	18	52055341
Smart Butler fibreglass cable pulling-in system 660 mm dia. steel reel basket, 40 m	9.0	660 dia.		40 m	14	52055347
Smart Butler fibreglass cable pulling-in system 660 mm dia. steel reel basket, 60 m	9.0	660 dia.		60 m	16	52055348
Smart Butler fibreglass cable pulling-in system 790 mm dia. steel reel basket, 80 m	9.0	790 dia.	incl. rollers	80 m	31	52055349
Smart Butler fibreglass cable pulling-in system 790 mm dia. steel reel basket, 100 m	9.0	790 dia.	incl. rollers	100 m	33	52055350
Smart Butler fibreglass cable pulling-in system 1000 mm dia. steel reel basket, 120 m	9.0	1000 dia.	incl. rollers	120 m	35	52055351
Smart Butler fibreglass cable pulling-in system 1000 mm dia. steel reel basket, 150 m	9.0	1000 dia.	incl. rollers	150 m	37	52055352
Smart Butler fibreglass cable pulling-in system 1000 mm dia. steel reel basket, 150 m	11.0	1000 dia.	incl. rollers	150 m	53	52055359
Smart Butler fibreglass cable pulling-in system 1000 mm dia. steel reel basket, 200 m	11.0	1000 dia.	incl. rollers	200 m	60	52055360
Smart Butler fibreglass cable pulling-in system 1000 mm dia. steel reel basket, 250 m	11.0	1000 dia.	incl. rollers	250 m	67	52055361
Smart Butler fibreglass cable pulling-in system 1000 mm dia. steel reel basket, 300 m	11.0	1000 dia.	incl. rollers	300 m	75	52055362




Scope of supply

4.5 / 6 mm dia.: Tension head with eyelet, pulling-in tape with pressed start/end sleeves, connecting sleeve WW 1/4"-M6, starting spinner with shackle

7.5 / 9 / 11 mm dia.: Tension head with eyelet, fish tape with pressed start/end sleeves, connecting sleeve WW 1/2"-M12, starting spinner with shackle

Accessories	Part No.	Accessory	Part No.
Smart Butler fibreglass replacement tape 4.5 mm dia., 40 m	52055317	Starter and end bushing WW 1/2" for fish tape 9 mm dia.	52055370
Smart Butler fibreglass replacement tape 4.5 mm dia., 60 m	52055318	Starter and end bushing WW 1/2" for fish tape 11 mm dia.	52055371
Smart Butler fibreglass replacement tape 4.5 mm dia., 80 m	52055319	Connecting sleeve for fibreglass 4.5 mm dia.	52055322
Smart Butler fibreglass replacement tape 6 mm dia., 40 m	52055329	Connecting sleeve for fibreglass 6 mm dia.	52055334
Smart Butler fibreglass replacement tape 6 mm dia., 60 m	52055330	Connecting sleeves for fibreglass tape 9 mm dia.	52055372
Smart Butler fibreglass replacement tape 6 mm dia., 80 m	52055331	Connecting sleeves for fibreglass tape 11 mm dia.	52055373
Smart Butler fibreglass replacement tape 6 mm dia., 100 m	52055332	Connecting sleeve WW 1/2" with rotary swivel	52055374
Smart Butler fibreglass replacement tape 7.5 mm dia., 40 m	52055342	Bulb with shackle WW 1/4" for 4.5 mm dia.	52055323
Smart Butler fibreglass replacement tape 7.5 mm dia., 60 m	52055343	Bulb with shackle WW 1/4" for 6.0 mm dia.	52055335
Smart Butler fibreglass replacement tape 7.5 mm dia., 80 m	52055344	Bulb with shackle WW 1/2" for 7.5 mm dia.	52055367
Smart Butler fibreglass replacement tape 7.5 mm dia., 100 m	52055345	Bulb with castor WW 1/2"	52055368
Smart Butler fibreglass replacement tape 7.5 mm dia., 120 m	52055346	Tension head with eyelet WW 1/4" for 4.5 - 6 mm dia.	52055320
Smart Butler fibreglass replacement tape 9 mm dia., 40 m	52055353	Emergency repair set for fibreglass tape 4.5 mm dia.	52055324
Smart Butler fibreglass replacement tape 9 mm dia., 60 m	52055354	Emergency repair set for fibreglass tape 6 mm dia.	52055336
Smart Butler fibreglass replacement tape 9 mm dia., 80 m	52055355	Emergency repair set for fibreglass tape 7.5 mm dia.	52055375
Smart Butler fibreglass replacement tape 9 mm dia., 100 m	52055356	Emergency repair set for fibreglass tape 9 mm dia.	52055376
Smart Butler fibreglass replacement tape 9 mm dia., 120 m	52055357	Emergency repair set for fibreglass tape 11 mm dia.	52055377
Smart Butler fibreglass replacement tape 9 mm dia., 150 m	52055358		
Smart Butler fibreglass replacement tape 11 mm dia., 150 m	52055363		
Smart Butler fibreglass replacement tape 11 mm dia., 200 m	52055364		
Smart Butler fibreglass replacement tape 11 mm dia., 250 m	52055365		
Smart Butler fibreglass replacement tape 11 mm dia., 300 m	52055366		
Starter and end bushing WW 1/4" for fish tape 4.5 mm dia.	52055321		
Starter and end bushing WW 1/4" for fish tape 6.0 mm dia.	52055333		
Starter and end bushing WW 1/2" for fish tape 7.5 mm dia.	52055369		

Easy Roller cable drum unwinder



- ▶ Unique, user-friendly design
- ▶ 30 % less weight
- ▶ Ramp with shallow incline

Characteristics


- Light - 30% less weight
- Easy loading and unloading of heavy cable drums thanks to the shallow inclined ramp
- Rollers with integrated side guides
- Possible to fit to the cable drum diameter

Suitable for

- Large and small cable drums
- Width 530 mm, 200 kg carrying capacity
- Width 670 mm, 250 kg carrying capacity

Item	Dimension mm	Width mm	Part No.
Standard	530 x 570 x 90	530	52055383
Wide	670 x 605 x 95	670	52055384

Ultra Tugger™ cable puller 6800-22 CE



- ▶ Lightweight, portable cable puller
- ▶ Tapered capstan and patented rope guide system for better control of the rope when feeding onto the capstan
- ▶ Pulling force gauge for monitoring the max. pulling of 3.6 t

Characteristics

- Direct gear drive

Technical data	
Maximum pulling force	3.6 t
Continuous output	3 t
Pulling rate	2.7 m/min at no load, 2.4 m/min at 900 kg load, 2.3 m/min at 1.8 kg load, 2.1 m/min at 2.7 kg load, 1.8 m/min at 3.6 kg load
Dimension	300 x 660 x 220 mm
Motor	230 V, 50 Hz
Item	Part No.
Ultra Tugger™ cable puller 6800-22 CE	50031961
Scope of supply	Part No.
Pulling force gauge	50010697
Device for floor-mounting	50008650



Rope for cable puller 6800-22 CE



Characteristics

- Breaking strength approx. 14.2 t
- Rope diameter 22 mm
- Rope on rope stand

Item	Part No.
Rope for cable puller 6800-22 CE, 91 m	50341367
Rope for cable puller 6800-22 CE, 182 m	50341375
Rope for cable puller 6800-22 CE, 365 m	50341383
Rope stand for ropes 91 m and 182 m	50343629

Tray type sheaves for cable puller 6800-22 CE



Characteristics

- Steel frames with forged eyelet 25 mm
- Sheaves from aluminium alloy with self-lubricating bearings
- Max. rated capacity 3.6 t
- Tool support/hanging ring (Carabiner)

External diameter mm	Internal radius mm	Width mm	Weight kg	Part No.
300	100	125	12	50008722
460	180	150	20	50008730
600	250	165	30	50008749

Platform-type sheave 125 mm




Characteristics

- Sheaves from aluminium alloy
- Self-lubricating bearings
- Steel frames for mounting to cable ducts up to 50 mm thickness
- Extremely robust

Length mm	Width mm	Weight kg	Part No.
300	125	5	50153323
560	125	8	50190946

Platform-type sheave



Characteristics

- Steel ball-bearings
- Steel frames
- Mounting slots
- Universal mounting brackets

Part No.	Version	Width of cable conduit mm	Weight kg
50273833	Straight	300 - 450	3.6
50273841	Straight	500 - 600	4.5
50273868	Straight	600 - 760	5.9
50273884	Radius	300 - 450	5
50273892	Radius	500 - 600	5.4
50273906	Radius	600 - 760	5.9

Pulling grips Junior, closed



Characteristics

- Single weave, galvanized steel mesh with flexible pulling eyelet

Suitable for

- The pulling-in of small diameter cables
- For manual pulling of feed lines in pipes and cable ducts

Part No.	Length of mesh mm	Eye length mm	For cable diameter mm	Max. pulling force kN
50305964	110	83	5 - 6	0.3
50305840	110	83	7 - 9	0.4
50305867	180	96	10 - 12	0.8
50305883	220	110	13 - 15	1.1
50305905	255	130	16 - 18	1.7
50305921	255	146	19 - 25	2.4
50305948	300	165	26 - 31	3.4

T-Basket type pulling grips, closed



Characteristics

- Double weave galvanized steel mesh with flexible pulling eyelet


Suitable for

- Medium-weight pulls in pipes and cable ducts

Part No.	Length of mesh mm	Eye length mm	For cable diameter mm	Max. pulling force kN
50305581	535	200	13 - 15	4.0
50305603	610	200	16 - 18	4.9
50305620	610	230	19 - 25	6.0
50305646	610	230	26 - 38	8.7
50305662	610	280	39 - 50	14.5
50305689	610	300	51 - 63	16.4
50305700	610	300	64 - 76	21.7
50305727	610	360	77 - 88	21.7
50305743	660	360	89 - 100	27.5
50305760	915	230	19 - 25	6.0
50305786	915	230	26 - 38	8.7
50310100	915	280	39 - 50	14.5
50305808	915	300	51 - 63	16.4
50310127	915	300	64 - 76	21.7
50305824	915	360	77 - 88	21.7
50310143	1020	360	89 - 100	27.5



Pulling grip set, closed




Characteristics

- Set of the most important pulling grips for the most frequently required pulling operations

Part No.	Diameter mm
50307584	7 - 31
50314823	19 - 50
50314831	51 - 76
50314840	19 - 76

Pulling grip, open



Characteristics

- Single weave, galvanised steel netting mesh with bar closure
- Offset flexible eyelet

Suitable for

- Easy and straight pulls when the cable end is not available

Part No.	Length of mesh mm	Eye length mm	For cable diameter mm	Max. pulling force kN
50306588	150	175	13 - 15	1.3
50310240	200	175	16 - 18	1.6
50306600	250	175	19 - 25	1.9
50310267	300	200	26 - 31	3.0
50306626	350	200	32 - 38	4.0
50310283	380	230	39 - 44	5.1
50306642	400	250	45 - 50	6.7
50310305	480	250	51 - 63	8.0
50306669	500	250	64 - 76	9.7
50310321	530	300	77 - 88	10.6
50306685	600	300	89 - 100	10.6

Cable Cream™ cable puller lubricant



Characteristics

- Adheres well without dripping
- Easy to remove
- Won't break after exposure to heat or freezing cold
- Quality cream (yellow) for quick and easy application

Item	Part No.
Cable Cream™ cable puller lubricant, 0.95 l	50352075
Cable Cream™ cable puller lubricant, 3.8 l	50352083

Cable installation lubricant



Characteristics

- Reduces friction by up to 80 %
- Biodegradable
- Harmless to the user

Suitable for

- Electric/telephone cables in pipes 16 - 25 mm dia.
- Large cable diameters

Item	Part No.
Cable lubricant gel in tube 0.25 kg	52055379
Lubricant foam bottle 1.00 kg	52055380
Cable lubricant liquid for optical fibres and power cables, canister 5 kg	52055381
Cable lubricant liquid for optical fibres and power cables, canister 10 kg	52055382

Lubricant spray




Characteristics

- Reduces friction by up to 80 %
- Biodegradable
- Silicon-free

Suitable for

- Electric/telephone cables in pipes 16 - 25 mm dia.

Item	Part No.
Lubricant foam bottle 400 ml	52055378



GOOD TO KNOW EXACT DETAILS.

Greenlee testing and measuring devices help you solve so many questions in a short time. No matter whether wiring diagrams, short circuits or broken cables - you receive detailed information.





Testing and measuring instruments

Voltage testers	572
Digital multimeter	576
Digital clamp meters	584
Test and measuring instruments for medium and high voltage	590
Temperature measuring devices	598
Cable and conductor identifiers	602
Network measuring devices and testers	606

IMMEDIATELY TO HAND – VOLTAGE TESTERS

Greenlee voltage testers - whether contactless or two-pole - are practically immediately to hand. Always to hand in pocket format, they measure voltages from 5 V to 1000 V AC and 12 V to 750 V AC/DC. If voltage is present, the tester emits an acoustic or optical signal as a warning. Ergonomically-shaped handles ensure the best grip, even when used outdoors. Stay safe with our Greenlee brand.



In brief

- ▶ Practical pocket format
- ▶ Automatic warning signals when voltage is present
- ▶ Also for contactless detecting
- ▶ Suitable for outdoor use



▶ **Contactless measuring with the GT-16**

The GT-16 is the practical pen-shaped voltage tester. Automatic signalling in case of voltage and an integrated self-test make the GT-16 a tester with maximum user safety.

- Readily detects broken cables
- Maximum safety through CAT IV 1000 V
- Integrated self-test for optimum safety
- Optical and acoustic signal in case of voltage
- Select from various voltage levels via adjustable sensitivity
- Ergonomic handle
- Limited Lifetime Warranty



▶ **Two-pole measuring with the GT-85NE**

The Greenlee GT-85NE is the ideal solution for voltages from 12 V to 750 V AC/DC. Able to withstand adverse operating conditions.

- Wider AC and DC voltage measurement range
- Acoustic signal with voltages maximises safety
- Automatic phase sequence indicator
- Water and dust proof
- Drop-resistant from 1 m
- Suitable for outdoor use
- Limited Lifetime Warranty



GT-12A Contactless voltage tester 50 - 1000 V



Characteristics

- Contactless voltage testing
- Clear LED and acoustic warning signal when the voltage has been determined
- ON/OFF switch provides longer battery service life
- Handy pen format, which fits easily into a jacket or tool pocket
- Fast, easy replacement of batteries
- Automatic self test

Technical data		
Frequency range	50 - 500 Hz	
Voltage range	50 - 1000 V AC	
Measuring category	CAT IV 1000 V	
Item	Part No.	
GT-12A Contactless voltage tester 50 - 1000 V	52063422	
Scope of supply	Part No.	Page
Battery 2 x 1.5 V AAA		

GT-16 Adjustable, contactless voltage tester 5 - 1000 V



Characteristics

- Contactless voltage testing
- Clear LED and acoustic warning signal when the voltage has been determined
- ON/OFF switch provides longer battery service life
- Handy pen format, which fits easily into a jacket or tool pocket
- Optimum handling due to ergonomically-shaped handle
- Fast, easy replacement of batteries
- Automatic self test
- Adjustable sensibility by rotary switch

Technical data		
Frequency range	50 - 500 Hz	
Voltage range	5 - 1000 V AC	
Measuring category	CAT IV 1000 V	
Item	Part No.	
GT-16 Adjustable, contactless voltage tester 5 - 1000 V	52033580	
Scope of supply	Part No.	Page
Battery 1 x 1.5 V AAA		



GT-55NE Bipolar voltage tester with LED display



Characteristics

- LED Display 12, 24, 50, 120, 230, 400, 750 V AC/DC
- Power LED for measuring point illumination
- Display of AC and DC voltage
- Bipolar rotary field testing
- Unipolar phase testing, optical and acoustic
- Continuity check, optical and acoustic
- Drop proof from 1 m
- Polarity indicator, loud beeper
- IP2X contact protection
- IP65 - splash water proof and dust tight

Technical data

Frequency range 45 - 65 Hz

Voltage range 12 - 750 V AC/DC

Measuring category CAT III 1000 V, CAT IV 600 V

Item	Part No.	
GT-55NE Bipolar voltage tester with LED display	52049408	
Scope of supply	Part No.	Page
Battery 2 x 1.5 V AAA		
Accessories	Part No.	Page
TC-30 Nylon carrying case for measuring instruments with belt loop	50075365	589
Replacement tips	52034234	

GT-85NE Bipolar voltage tester with LCD display



Characteristics

- LC display with backlit display
- Resistance measurement to 2 K Ω
- Power LED for measuring point illumination
- Display of AC and DC voltage
- Bipolar rotary field testing
- Unipolar phase testing, optical and acoustic
- Continuity check, optical and acoustic
- Drop proof from 1 m
- Polarity indicator, loud beeper
- IP2X contact protection
- IP65 - splash water proof and dust tight

Technical data

Voltage range 12 - 750 V AC/DC

Resistance 0 - 2 K Ω

Frequency measurement 30 - 999 Hz

Measuring category CAT III 1000 V, CAT IV 600 V

Item	Part No.	
GT-85NE Bipolar voltage tester with LCD display	52049407	
Scope of supply	Part No.	Page
Battery 2 x 1.5 V AAA		
Accessories	Part No.	Page
TC-30 Nylon carrying case for measuring instruments with belt loop	50075365	589
Replacement tips	52034234	

VERSATILE IN USE – DIGITAL MULTIMETER

Greenlee multimeters are highly versatile. The functions are geared to your tasks in low-voltage systems. The multimeters measure on phase shift controllers, test conductors for breaks and indicate results in measurement categories CAT II, III and IV. To evaluate and archive the measurements, connect the devices to your PC via a USB cable. Select one multimeter for all tasks.



In brief

- ▶ Can be used in low-voltage systems in measurement categories CAT II, III and IV
- ▶ Automatic warning signals
- ▶ Also for true RMS measurements
- ▶ Contactless voltage testing



► **Basic: Multimeter DM-510A**

The DM-510A performs all elementary functions. This is the basic meter for every qualified electrician.

- Suitable for industrial electricians and in building installations
- Integrated contactless voltage tester for locating broken cables
- Temperature measurement function via a thermocouple type K (included in the scope of supply) for checking air-conditioning systems in control cabinets or buildings
- Elementary functions for trouble shooting



► **Industrial application: Multimeter DM-820A**

Equipped with true RMS measurement (TRMS function), the DM-820A can also measure non-sinusoidal voltages and currents precisely and reliably. The multimeter knows immediately if measuring lines are incorrectly connected and sends a warning signal and error message on the display.

- Can be used in all low-voltage systems in measurement category CAT IV 1000 V
- Measurements on frequency converters, phase shift controls and mains units without disruptions by voltage peaks
- Integrated TRMS function for measuring non-sinusoidal voltages and currents
- Automatic “Beep Jack” warning signal and optical signal on the display when measuring lines are incorrectly connected



► **For dual displays: Multimeter DM-860A**

Perfect for troubleshooting in electrical systems: The DM-860A allows you to measure and display two measurements at the same time. Saving time and providing an overview. All values are easily legible on the large white display. The DM-860A withstands voltage peaks of up to 12,000 V.

- Extra large display for easy reading
- Dual display: Two measurements can be displayed at the same time
- Measurement category CAT IV 1000 V offers the best-possible safety
- Loop current function: Displays faults in measurement and control equipment



PDMM-20 Pocket digital multimeter



Characteristics

- AC/DC voltage measurement
- Resistance measurement
- Acoustic continuity check
- Contactless voltage testing

Technical data		
Dimension	113 x 53 x 13 mm	
Weight	0.08 kg	
Display	LCD, 6000	
Capacitance	up to 100 µF	
Voltage measurement	1 mV - 450 V	
Resistance	0.001 kΩ - 6 MΩ	
Frequency measurement	10 Hz - 30 kHz	
Measuring category	CAT II 450 V, CAT III 300 V	
Item	Part No.	
PDMM-20 Pocket digital multimeter	50116894v2	
Scope of supply	Part No.	Page
Protective cover		
Test leads		
Battery 3V button cell		

DM-200A Digital multimeter



Characteristics

- Contactless voltage testing
- Automatic and manual range selection
- Large, background lit LC display
- Auto off
- Analogue bar chart
- Optical and acoustic warning in the event of incorrect handling

Technical data		
Dimension	161 x 80 x 50 mm	
Weight	0.34 kg	
Display	LCD, 6000	
Voltage measurement	0.01 mV - 1000 V AC/DC	
Current measurement	0.1 µA - 8 A AC/DC	
Resistance	0.1 Ω - 60 MΩ	
Frequency measurement	10 Hz - 50 kHz sinus wave; 5 Hz - 1 MHz square wave logic level	
Measuring category	CAT II 1000 V, CAT III 600 V, CAT IV 300 V	
Interface	R>S232, USB	
Item	Part No.	
DM-200A Digital multimeter	52047801V2	
Scope of supply	Part No.	Page
TSG-3 test leads	50120344	
Protective cover		
Battery 2 x 1.5 V AAA		
Accessories	Part No.	Page
DMSC-2U Interface kit, for downloading data (DM-200A, DM-210A, DM-510A)	52047947	582



DM-210A Digital multimeter for temperature measurement -50 °C up to +1000 °C



Characteristics

- Includes thermoelement
- Automatic and manual range selection
- Large, background lit LC display
- Automatic shut-off
- Analogue bar chart
- Optical and acoustic warning in the event of incorrect handling

Technical data

Capacitance	60 nF - 3000 µF
Voltage measurement	0.01 mV - 1000 V AC/DC
Current measurement	0.1 µA - 8 A AC/DC
Resistance	0.1 Ω - 60 MΩ
Frequency measurement	10 Hz - 50 kHz sinus wave; 5 Hz - 1 MHz square wave logic level
Measuring category	CAT II 1000 V, CAT III 600 V, CAT IV 300 V
Temperature measurement	-50 °C up to +1000 °C

Item	Part No.	
DM-210A Digital multimeter for temperature measurement -50 °C up to +1000 °C	52047802V2	
Scope of supply	Part No.	Page
TSG-3 test leads	50120344	
Protective cover		
Battery 2 x 1.5 V AAA		
Accessories	Part No.	Page
DMSC-2U Interface kit, for downloading data (DM-200A, DM-210A, DM-510A)	52047947	582



DM-510A Digital multimeter, True RMS



Characteristics

- Autocheck function permits the automatic selection of AC V / DC V or resistance with low impedance for ghost-voltage removal
- Contactless voltage detection
- Frequency, temperature and capacity measurement
- Automatic and manual range selection
- Large, background lit LC display
- Max / Min value memory
- Analogue bar chart
- Optical and acoustic warning in the event of incorrect handling

Technical data		
Frequency range	50 Hz - 400 Hz	
Capacitance	60 nF - 3000 µF	
Voltage measurement	0.01 mV - 1000 V AC/DC	
Current measurement	0.1 µA - 8A AC/DC	
Resistance	0.1 Ω - 60 MΩ	
Frequency measurement	5 Hz - 1 MHz	
Measuring category	CAT III 600 V; CAT II 1000 V; CAT IV 300 V	
Temperature measurement	-50 °C up to +1000 °C	
Item	Part No.	
DM-510A Digital multimeter, True RMS	52047803V2	
Scope of supply	Part No.	Page
TSG-3 test leads	50120344	
Temperature sensor, bright finish		
Battery 2 x 1.5 V AAA		
Accessories	Part No.	Page
TC-20 Nylon carrying case for measuring instruments with carrying strap	50075357	583
DMSC-2U Interface kit, for downloading data (DM-200A, DM-210A, DM-510A)	52047947	582



DM-810A Digital multimeter, True RMS



Characteristics

- Automatic and manual range selection
- Large, background lit LC display
- Two measured values at a glance
- TRMS AC + DC
- Optical and acoustic warning in the event of incorrect handling

Technical data	
Capacitance	0.01 nF - 25 mF
Voltage measurement	0.01 mV - 1000 V AC/DC
Current measurement	0.1 μ A - 10 A AC/DC
Resistance	0.1 Ω - 60 M Ω
Frequencymeasurement	5 Hz - 1 MHz
Measuring category	CAT IV, 1000 V

Item	Part No.	
DM-810A Digital multimeter, True RMS	52047805V2	
Scope of supply	Part No.	Page
TSG-3 test leads	50120344	
TC-20 Nylon carrying case for measuring instruments with carrying strap	50075357	583
Battery		
Accessories	Part No.	Page
DMSC-9U Interface kit, for downloading data (DM-810A / DM-820A / DM-860)	52047948	583

DM-820A Digital multimeter, True RMS



Characteristics

- Contactless voltage detection
- Recording of peak value (5 ms peak hold) max, min and max/min results
- Automatic and manual range selection
- Large, background lit LC display
- Automatic shut-off
- TRMS AC + DC
- Optical and acoustic warning in the event of incorrect handling

Technical data	
Capacitance	0.01 nF - 25 mF
Voltage measurement	0.01 mV - 1000 V AC/DC
Current measurement	0.1 μ A - 10 A AC/DC
Resistance	0.1 Ω - 60 M Ω
Frequencymeasurement	5 Hz - 1 MHz
Measuring category	CAT IV, 1000 V
Temperature measurement	-50 °C up to +1000 °C

Item	Part No.	
DM-820A Digital multimeter, True RMS	52047806V2	
Scope of supply	Part No.	Page
TSG-3 test leads	50120344	
TC-20 Nylon carrying case for measuring instruments with carrying strap	50075357	583
Battery		
Temperature sensor, bright finish		
Accessories	Part No.	Page
DMSC-9U Interface kit, for downloading data (DM-810A / DM-820A / DM-860)	52047948	583

DM-860A Industrial digital multimeter, True RMS



Characteristics

- Capturing Max, Min and Max-Min results
- Recording of peak value (5 ms peak hold) max, min and max/min results
- 5 5/6-place display with a display range of 500 for greater precision
- Carrying out frequency, temperature and capacity measurements as well as diode tests and continuity checks
- Display of the relative measured value offset for checking the relative measured value changes
- Automatic range selection
- Analogue 41-segment bar chart
- Large, background lit LC display
- Temperature measurements to 1000° C

Technical data		
Capacitance	50 nF - 9999 µF	
Voltage measurement	500 mV - 1000 V	
Current measurement	500 µA - 10 A	
Resistance	500 Ω - 50 MΩ	
Frequency measurement	5 Hz - 200 kHz sinus wave; 5 Hz - 2 MHz square wave logic level	
Measuring category	CAT IV 1000 V	
Temperature measurement	Type-K, -50 °C up to +1000 °C (-58 °F up to +1832 °F)	
Item	Part No.	
DM-860A Industrial digital multimeter, True RMS	52056268V2	
Scope of supply	Part No.	Page
TSG-3 test leads	50120344	
TC-20 Nylon carrying case for measuring instruments with carrying strap	50075357	583
Temperature sensor, bright finish		
Accessories	Part No.	Page
DMSC-9U Interface kit, for downloading data (DM-810A / DM-820A / DM-860)	52047948	583

DMSC-2U Interface kit, for downloading data (DM-200A, DM-210A, DM-510A)



Characteristics

- For connecting to a serial PC port for saving the data recorded by digital multimeters
- For recording and graphically representing data in real time
- For exporting data for analysis with every type of table calculation program

Technical data		
Connection	Free series COM connector with 9-pin plug/USB.	
Monitor	Minimum resolution 640 x 480, 800 x 600 recommended	
Fixes disc	Minimum 20 megabyte free memory	
Hardware requirements	Processor and working memory must correspond at least to the requirements of Windows	
Software requirements	Windows ME/98/95 or Windows XP/2000/NT4/Vista	
Item	Part No.	
DMSC-2U Interface kit, for downloading data (DM-200A, DM-210A, DM-510A)	52047947	



DMSC-9U Interface kit, for downloading data (DM-810A / DM-820A / DM-860)



Characteristics

- For connecting to a serial PC port for saving the data recorded by digital multimeters
- For recording and graphically representing data in real time
- For exporting data for analysis with every type of table calculation program

Technical data	
Connection	Free series COM connector with 9-pin plug/USB
Monitor	Minimum resolution 640 x 480, 800 x 600 recommended
Fixes disc	Minimum 20 megabyte free memory
Hardware requirements	Processor and working memory must correspond at least to the requirements of Windows
Software requirements	Windows ME/98/95 or Windows XP/2000/NT4/Vista
Item	Part No.
DMSC-9U Interface kit, for downloading data (DM-810A / DM-820A / DM-860)	52047948

TC-20 Nylon carrying case with carrying strap for measuring instruments



Characteristics

- With inner pocket for test leads

Suitable for

- Series 200, Series 500 and Series 800 measuring instruments

Item	Part No.
TC-20 Nylon carrying case for measuring instruments with carrying strap	50075357

CONTACTLESS MEASUREMENTS - DIGITAL CLAMP METERS

Quality evident in use. In practice, not every current circuit can be disconnected. Greenlee clamp meters measure currents and voltages without contact. AMP-TIP™ technology permits precise measurements even in confined areas. Numerous functions - one quality.



In brief

- ▶ Measure without disconnecting the cable
- ▶ Suitable for confined areas
- ▶ Easily legible display
- ▶ Contactless measurements to 600 A



► **For alternating currents to 600 A**

The CM-660 is a real lightweight. 185 g lies firmly in the hand thanks to a good grip. Convenient readily legible measurements.

- Contactless measurement of alternating currents up to 600 A
- Sensor for contactless voltage tests
- Lightweight construction saves weight in the tool case
- Built-in deep-pass filter for the most accurate measurements
- Hand grip guarantees very good handling



Expanded functions

The CM-960 is the model that performs several functions. It measures alternating and direct current to 600 A, also non-sinusoidal currents and voltages thanks to the TRMS function (true root mean square).

- Contactless measurement of alternating and direct currents up to 600 A
- Detect voltages without contact
- AMP-Tip technology for precise measurements up to 16 mm² conductor cross-section
- The backlit display guarantees very good legibility

CM-450 Digital clamp meter



Characteristics

- Compact, ergonomic design for measuring in tight spaces
- Data hold function for recording important measurement results
- Acoustic continuity check

Technical data		
Display	LCD	
Current measurement	0.01 A - 400 A AC	
Measuring category	CAT III 600 V	
Jaw size	26 mm	
Item	Part No.	
CM-450 Clamp multimeter	52033579V2	
Scope of supply	Part No.	Page
TC-5 Nylon carrying case for measuring instruments with belt loop	50075888	589
Battery 3 V button cell		
Test leads		

CM-660 Digital clamp meter



Characteristics

- Contactless voltage testing
- AMP TIP™
- Data hold function for recording important measurement results
- Intelligent Automatic Power OFF (APO)
- Record mode for Max/Min/Average

Technical data		
Display	LCD	
Continuity test	yes	
Voltage measurement	0 V - 600 V AC/DC	
Current measurement	0.1 A - 600 A AC	
Resistance	0.1 Ω - 60 kΩ	
Measuring category	CAT III 600 V, CAT IV 300 V	
Jaw size	30 mm	
Item	Part No.	
CM-660 Digital clamp meter	52066379	
Scope of supply	Part No.	Page
TC-10 Nylon carrying case for measuring instruments with belt loop	50075349	589
TSG-3 test leads	50120344	
Battery 2 x 1.5 V AAA		



CM-860 Digital clamp meter



Characteristics

- Particularly suitable for measurements on frequency converters
- Measurement of alternating voltage and alternating current
- Illuminated display
- Longer battery life due to intelligent automatic power-off

Technical data		
Display	LCD	
Voltage measurement	0 V - 600 V AC/DC	
Current measurement	0.1 A - 600 A AC	
Resistance	0.1 - 60 kΩ	
Measuring category	CAT III 600 V, CAT IV 300 V	
Jaw size	30 mm	
Item	Part No.	
CM-860 Digital clamp meter	52066378	
Scope of supply	Part No.	Page
TC-10 Nylon carrying case for measuring instruments with belt loop	50075349	589
TSG-3 test leads	50120344	
Battery 2 x 1.5 V AAA		

CM-960 Digital clamp meter



Characteristics

- Jaw opening 51 mm
- Current measurement AC/DC
- Easy-to-read backlit display for poor lighting conditions
- Peak hold and data hold function for recording measurement results
- Automatic range selection
- Relative zero point mode
- Use of bright conductor

Technical data		
Display	LCD	
Voltage measurement	0 - 600 V AC/DC	
Current measurement	0 - 600 A AC/DC	
Frequency measurement	5 Hz - 999 Hz	
Measuring category	CAT III 600 V, CAT IV 300 V	
Jaw size	35 mm	
Item	Part No.	
CM-960 Digital clamp meter	52066376	
Scope of supply	Part No.	Page
TC-5 Nylon carrying case for measuring instruments with belt loop	50075888	589
TSG-3 test leads	50120344	
Battery 2 x 1.5 V AAA		



CM-1360 Digital clamp meter



Characteristics

- True RMS actual effective value for the most precise measurements
- Illumination of the measuring point
- Easy-to-read backlit display for poor lighting conditions
- Acoustic continuity check
- Longer battery life due to intelligent automatic power-off
- Data hold function for recording measurement results

Technical data		
Display	LCD	
Voltage measurement	0 - 1,000 V AC/DC	
Current measurement	0 - 1,000 A AC/DC	
Resistance	0.1 - 60 kΩ	
Measuring category	CAT III 1,000 V, CAT IV 600 V	
Jaw size	51 mm	
Item	Part No.	
CM-1360 Digital clamp meter	52066374	
Scope of supply	Part No.	Page
TSG-3 test leads	50120344	
TC-30 Nylon carrying case for measuring instruments with belt loop	50075365	589
Battery 2 x 1.5 V AAA		

CM-1560 Digital clamp meter



Characteristics

- Jaw opening 51 mm
- True RMS actual effective value for the most precise measurements
- Particularly suitable for measurements on frequency converters
- Easy-to-read backlit display for poor lighting conditions
- Diode test
- Acoustic continuity check
- Illumination of the measuring point

Technical data		
Display	LCD	
Voltage measurement	0 - 1,000 V AC/DC	
Current measurement	0 - 1,000 A AC/DC	
Frequency measurement	5 Hz - 999 Hz	
Measuring category	CAT III 1,000 V, CAT IV 600 V	
Jaw size	51 mm	
Item	Part No.	
CM-1560 Digital clamp meter	52066372	
Scope of supply	Part No.	Page
TC-30 Nylon carrying case for measuring instruments with belt loop	50075365	
TSG-3 test leads	50120344	589
Battery 2 x 1.5 V AAA		



TC-5 Nylon carrying case for measuring instruments with belt loop



Suitable for

- CM-450

Item	Part No.
TC-5 Nylon carrying case for measuring instruments with belt loop	50075888

TC-10 Nylon carrying case for measuring instruments with belt loop



Suitable for

- CM-660 / CM-860 / CM-960

Item	Part No.
TC-10 Nylon carrying case for measuring instruments with belt loop	50075349

TC-30 Nylon carrying case for measuring instruments with belt loop



Suitable for

- CM-1360 / CM-1560
- Voltage tester GT-55NE / GT-85NE

Item	Part No.
TC-30 Nylon carrying case for measuring instruments with belt loop	50075365

PREDICTABLE SAFETY: MEASURING DEVICES FOR THE MEDIUM AND HIGH VOLTAGE SECTORS

HDE stands for optimised safety. For over 75 years now, the company has tested and developed products for safe and efficient handling of medium and high voltages. Equipment and supply systems in the medium and high voltage sector can be tested accurately, safely and reliably with HDE products.



In brief

- ▶ V-Watch automatically warns of hazardous voltage
- ▶ Phase and voltage tester in one device
- ▶ Voltage display via audible and visual signal
- ▶ Suitable for catenary lines
- ▶ Simple operation



► **Watches over you: V-Watch**

The V-Watch voltage detector from HDE warns of hazardous electrical voltages. The nearer you get to the hazard through electric flashovers, the greater the frequency of the optical and acoustic alarm. The warning signal is preset at a measurement of 4 kV at 2 m distance. The safe distances can also be set in the factory. The V-Watch increases your personal safety when working in environments exposed to electrical voltages.

- Contactless detection of electrical voltages and electrical fields from 2.4 kV AC
- Active even when not switched on
- Warning via optical and acoustic

- Warning becomes more intensive the closer the device gets to the voltage source
- Values can be individually set
- Presetting: 4 kV at 2 m



► **Numerous functions, one device**

The DVM-80 is phase tester and voltmeter in one. Replaceable measuring tips make it suitable for checking the phase balance of catenary lines and transformers. The measurements are easy to read on the large display and even from a few meters away.

- For direct and alternating voltages to 80 kV
- Background-lit display when working at low light levels
- Large display is easy to read even from a distance
- Replaceable measuring tips
- Determining the phase balance on catenary lines and transformers

► **Measurements to 2000 A**

The measuring ranges of the HVA-2000 are adequate for all medium and high voltages: 2000 A alternating current (25-500 Hz) at a voltage of 500 kV does not present a problem. The measurements are easy to read on the large display and even from a safe distance of up to 10 m. The last 4 measurements can be saved, and so the device does not have to be removed from the conductor to obtain each result.

- Current to 2000 A AC at 25-500 Hz
- Can be used to 500 kV
- Automatically saves the last 4 measurements
- Large, illuminated display for better legibility from a great distance
- Simple operation using the one-button principle
- Field of vision is always towards the user

DVM-80 Universal voltage/phase tester



- ▶ Combination voltage and phase tester with two measuring tips
- ▶ Suitable for open wires and earth cables

Characteristics

- Digital kilovolt display
- Digital with backlit display
- Display accuracy of 1 %
- Peak hold function

Technical data

Frequency range	DC and AC up to 1000 Hz
Dimension	Length 460 mm
Ambient temperature	-25 °C to +55 °C
Weight	1.02 kg
Power supply system	9 V battery
Voltage measurement	5 V AC - 40 kV AC (5 V AC - 80 kV AC with add-on resistors)
Measurement accuracy	1 % / 2 % with add-on resistor

Item	Part No.	
Universal voltage/phase tester	DVM-80UVM/K65	
Scope of supply	Part No.	Quantity
Overhead Hook Probe	025-OLPS-5	2
Contact measuring tips	GCP-1	2
Two-pole functional tester	PT-5000B	1
Universal Hotstick Adapter (Shotgun)	HSA-2500	2
Robust carrying case	B-12	1
Battery 9 V		

Digital voltage display sets to 100 kV or 500 kV



- ▶ Large bright LED display
- ▶ Suitable for open wires and earth cables

Characteristics

- Acoustic signal when voltage present
- Voltage display enables distinction between rated and induced voltages
- Measuring tips for busbars and earth cable

Technical data	DVI100T50K02	DVI-500K02
Frequency range	50 Hz	50 Hz
Dimension	110 x 180 x 110 mm	110 x 180 x 110 mm
Ambient temperature	-40 °C to +49 °C	-40 °C to +49 °C
Weight	0.62 kg	0.62 kg
Power supply system	9 V battery	9 V battery
Voltage measurement	100 V AC to 100 kV AC	100 V AC to 500 kV AC
Measurement accuracy	10 %	10 %

Item	Part No.	
DVI-100 Digital voltmeter set	DVI100T50K02	
DVI-500 Digital voltmeter set	DVI-500K02	
Scope of supply	Part No.	Quantity
Overhead Hook Probe, 5 cm Diameter	HP-DVI-2	1
Overhead Hook Probe, 15 cm Diameter (only at 500 kV)	HP-DVI-6	1
Underground Bushing Probe, 15, 25 and 35 kV Class	IEP-DVI-5	1
Proof Tester for Digital Voltage Indicator	PT-DVI	1
Rugged Plastic Case	CS-DVI-5	1



Contactless voltage detectors sets to 4, 69 or 500 kV



- ▶ Battery with 15 min. fast charging for a useful life of more than one day
- ▶ Voltage display via an audible and visual signal
- ▶ Suitable for open wires

Characteristics

- Detection distance of 25 cm
- Two insulated probe connections - for insulated probes with universal coupling and hook insulated probes
- Detects voltages on angled test points

Technical data	PRX4220P	PRX69D220P	PRX-500220P
Frequency range	50 Hz / 60 Hz	50 Hz / 60 Hz	50 Hz / 60 Hz
Dimension	280 x 76 x 50 mm	280 x 76 x 50 mm	280 x 76 x 50 mm
Ambient temperature	-29 °C to +60 °C	-29 °C to +60 °C	-29° C to +60 °C
Weight	0.31 kg	0.31 kg	0.31 kg
Power supply system	integrated battery	integrated battery	integrated battery
Voltage measurement	50 V AC to 4 kV AC	120 V AC to 69 kV AC	120 V AC to 500 kV AC

Item	Part No.
PRX-4 Contactless voltage detector kit	PRX4220P
PRX-69 Contactless voltage detector kit	PRX69D220P
PRX-500 Contactless voltage detector kit	PRX-500220P
Scope of supply	Part No.
Carrying Holster with Belt Clip and Restraining Strap	PRX-HS
Charge Cord with 12 V DC Automotive Jack	PRX-Cord
115 V AC transformer to plug PRX-CORD into 115 V AC - 240 V AC Wall outlet	PRX-XF
Carrying case	PRX-CS

LV-5 Stray voltage detector



- ▶ Detects stray voltages from 5 V AC
- ▶ Robust waterproof housing
- ▶ Suitable for e.g. street lights, wooden power pylons, meter housings and much more.

Characteristics

- Especially light, durable LED
- Integrated tester in the belt pocket

Technical data	
Frequency range	50 Hz / 60 Hz
Dimension	188 x 40 x 30 mm
Weight	0.176 kg
Power supply system	9 V block battery for tester, 2 x 1.5 V AA for LV-5
Voltage measurement	5 V AC up to 600 V AC, above 600 V AC contactless

Item	Part No.
LV-5 Stray voltage detector	LV-5K01
Scope of supply	Part No.
Proof Tester for LV-5	LV-PT
Holster for LV-5 and LV-PT	LV-HS

V-Watch personal voltage detector



- ▶ Protects the user from hazardous electrical voltages
- ▶ Contactless detection of electrical voltages and fields

Characteristics

- Alarm frequency increases the higher the voltage
- Audibly and optically increasing alarm frequency when approaching voltage-carrying plant components
- Warning distance at 4 kV AC is 2.13 m

Technical data

Frequency range	50 Hz / 60 Hz
Dimension	94 x 73 x 31 mm
Ambient temperature	-29 °C to +49 °C
Weight	0.147 kg
Power supply system	9 V block battery for tester
Voltage measurement	from 2.4 kV AC

Item	Part No.
V-Watch personal voltage detector	VW-20HFR
Scope of supply	Part No.
Flame Resistant Carrying Case Lanyard	C-10FRVW

TILT II Transformer tester



- ▶ Quick testing of transformers for short circuits and wire breaks
- ▶ Simple one-button operating concept

Characteristics

- Tests the primary and secondary sides of voltageless transformers
- An alarm tone is signalled when an error is detected
- Especially light LED
- 3 test results are displayed
- With automatic self-test
- Magnetic holder

Technical data

Short	≤ 10 Ohm
Open	≥ 10 Ohm
Transformator O.K.	Minimum inductance 800 µH
Kondensator O.K.	Minimum capacitance 0.5 µF, Maximum capacitance 300 µF
Dimension	146 mm x 88 mm x 38 mm
Weight	0.51 kg
Power supply system	9 V battery for tester

Item	Part No.
TILT II Transformer tester	TL-AST-M
Scope of supply	Part No.
Padded Carrying Bag	B-8



HVA-2000 Digital ammeter for high voltages



- ▶ Large bright display
- ▶ Fast measurement results
- ▶ Suitable for free conductors and earthing cables up to 7 cm diameter

Characteristics

- Easy to handle thanks to small and light design
- Saves the last 4 measured values

Technical data

Frequency range	25 bis 500 Hz
Dimension	100 x 170 x 290 mm
Ambient temperature	-40 °C to +49 °C
Weight	0.8 kg
Power supply system	9 V battery
Voltage measurement	500 kV AC
Current measurement	2,000 A AC
Measurement accuracy	1 %

Item	Part No.
HVA-2000 Digital ammeter for high voltages	HVA-2000
Scope of supply	Part No.
Rugged Plastic Carrying Case	CS-HVA

IT-4 Insulation tester



- ▶ Detects invisible insulation defects
- ▶ Adjustable contact probes
- ▶ Suitable for all types of ceramic and porcelain insulators

Characteristics

- Easy to read thanks to LED display
- An audible signal is emitted in case of error
- Universal coupling for insulated probes
- Supplies fast, secure and reliable test results

Technical data

Weight	1.4 kg
Test voltage	10 kV DC
Power supply system	Rechargeable battery

Item	Part No.
IT-4 Insulation tester	IT-4220P
Scope of supply	Part No.
Standard Side Bent Test Probe	025-02035-SUB
Standard Side Straight Test Probe	025-02040-SUB
220 V AC Charging Adapter	050-02025-220V
Carrying Case	CS-IT4



RT-200 Cable tester



- ▶ Continuous testing of any cable or tape lengths
- ▶ Suitable for cables with a diameter of 0.95 cm to 3.8 cm

Characteristics

- Dielectric state is displayed via a green LED (good) or a red LED (poor)
- An acoustic signal is emitted when a faulty cable section is detected
- Compact and light design
- Integrated battery

Technical data

Dimension 190 mm x 235 mm x 220 mm

Weight 1.27 kg

Power supply system Rechargeable battery

Item	Part No.
RT-200 Cable tester	RT-200220P

Scope of supply	Part No.
220 V AC Charging Adapter	050-02025-220V

Insulated probes



- ▶ No rotating of the tester owed to universal toothed coupling
- ▶ Suitable for all voltage/current testers from HDE

Characteristics

- Telescopic insulated probes with universal toothed coupling
- Variable length of telescopic insulated probe
- Including retention hooks

Item	Part No.
Insulated probes, 1.2 m	567-4
Insulated probes, 1.8 m	567-6
Telescopic insulated probes, max. 6 m	HV-220
Telescopic insulated probes, max. 10.6 m	HV-235



Watchman™



Characteristics

- The Watchman Detector can be activated to visually alert to the presence of an electrical field and can also alert crews that they no longer have active power in the area
- Power button serves dual function, press once on/off function, hold down for self-test to verify battery power and proper functioning of detector
- Once turned on, the Watchman Detector provides a „heartbeat“ pattern to indicate it is actively checking for the presence of high voltage electric fields
- Powerful neodymium magnets allow the detector to be mounted to accessory brackets or any magnetic surface

Suitable for

- Save the working area
- Protection for your carlift or manlift in the medium and high voltage area
- Protection for trucks and construction machines in the medium and high voltage area

Material

- ABS UL 94-HB

Additional information

- The batteries have a life of 2 years storage, 1,000 hours standby / „heartbeat“ mode and 10 hours continuous voltage indication

Technical Data	
Frequency range	50 Hz / 60 Hz
Dimension	height: 36 mm
Ambient temperature	-29 °C up to +49°C
Weight	with battery: 0.227 kg
Diameter	9.7 cm
Power supply system	3 x AAA
Voltage measurement	> 2,400 AC
Article	Part No.
Watchman™	WM01

THERMAL MEASUREMENTS FROM A DISTANCE - TEMPERATURE GAUGES

Greenlee temperature gauges are ideal for preventive maintenance. Infra-red sensors measure without contact, even in confined areas. This allows the temperatures of motors and electrical connections to be measured and read from a safe distance. The measurements are used to identify fault sources in the electrical system.



In brief

- ▶ Contactless measurements, even in confined areas
- ▶ Limit values can be set
- ▶ Automatic warning signals when values deviate
- ▶ Single or dual laser to focus on the measuring range



► Accuracy counts

The TG-1000 can be used for temperatures from -60 °C to 550 °C. When the minimum and maximum values are entered, the user automatically receives an acoustic and optical warning signal if the values are overrun or underrun. Even from a distance of 1.2 m, the TG-1000 measures to an accuracy of 10 cm.

- Optimised measuring range for maintenance tasks
- Single laser for focussing on the measuring point
- Visual resolution 12:1 (measures from 1.2 m away at an accuracy of 10 cm)
- Acoustic and optical warning signal when set values for monitoring limit values are reached



► Double focus for the measuring range

The TG-2000 measures with more accuracy. It clearly marks your measuring range with the dual laser. The visual resolution of 16:1 ensures exact values. Even at a distance of 3.2 m, the temperatures of objects and conductors can be accurately measured to a range of 20 cm. As a result, the TG-2000 guarantees the optimum safe distance to the object being measured.

- Optimum measuring range for maintenance and fault analysis in electrical systems
- Dual laser for focussing on the measuring range
- Acoustic and optical warning signal when defined limit values are reached
- Connection point for thermocouple type K for temperature measurements with contact
- Emission ratio of all standard materials included in the operating instructions



TG-1000 Infrared thermometer



Characteristics

- Lower / upper limit values adjustable
- Display with background illumination for comfortable read-off in all work areas
- Temperature display selectable in Celsius (°C) or Fahrenheit (°F)
- Maximum/minimum temperature, difference and average measurements
- Twin laser for identification of the approximate diameters of the target measuring area
- Bush for type K thermocouple

Suitable for

- Preventative maintenance of switching devices, motors and electrical connections

Technical data	
Monitor	LCD
Optical resolution	12:1
Temperature measurement	-60 °C up to +550 °C
Item	Part No.
TG-1000 Infrared thermometer	52059365

TG-2000 Dual laser infrared thermometer



Characteristics

- Lower / upper limit values adjustable
- Display with background illumination for comfortable read-off in all work areas
- Temperature display selectable in Celsius (°C) or Fahrenheit (°F)
- Maximum/minimum temperature, difference and average measurements
- Twin laser for identification of the approximate diameters of the target measuring area
- Bush for type K thermocouple

Suitable for


- Preventative maintenance of switching devices, motors and electrical connections

Technical data	
Monitor	LCD
Optical resolution	16:1
Temperature measurement	-60 °C up to +625 °C
Item	Part No.
TG-2000 Dual laser infrared thermometer	52059364

TPB Temperature probe for temperatures of -40 °C to +204 °C



Technical data	
Sensor length	1 m ±5 mm (39.4" ±0.2")
Temperature measurement	-40 °C up to +204 °C (-40 °F up to +399 °F)
Thermoelement	Thermocouple type K
Item	Part No.
TPB Temperature probe for temperatures of -40 °C to +204 °C	50075926



IDENTIFY CABLES AND CONDUCTORS WITHIN SECONDS

No time to loose when cables are connected incorrectly. Interruptions must be quickly rectified and cables and conductors must be correctly assigned. Greenlee cable and conductor identifiers provide the required data in the desired units in a matter of seconds. No time wasted with Greenlee.



In brief

- ▶ Evaluation in a matter of seconds
- ▶ Exact length determination from 5 m to 30 km
- ▶ Clear assignment of cables and conductors in the system



► **The length gauge**

No estimates, precise values for your inventory or stock taking. The CLM-1000E allows to you measure the exact length of the conductor or cable in a matter of seconds. From 5 m to 30 km, the gauge uses the material, the temperature and the cable thickness to measure the actual cable length.

- Measurements in a matter of seconds
- Measures cable and conductor lengths from 5 m to 30 km

- Suitable for copper and aluminium
- Suitable for AWG cross-sections and metric cross-sections
- Reliable measurements for stock taking and inventories
- Cables do not need to be cut to length
- No more time-consuming counting of cable coils required
- With pre-programmed settings



► **The identifier**

Identify the correct cable or the correct conductor right away with the Greenlee 701K-G. In systems without wiring diagrams or documentation, the wiring is assigned without a problem. Possible break points can be detected based on acoustic signals (warble tones).

- Identification of individual conductors or cables
- Adjustable warble tones for clear identification
- Range of up to 15 km
- Quickly locates break points
- Results within seconds





Classic Tone and Probe Kit 701K-G



Characteristics

- For identifying individual conductors or cables
- Talk battery supply
- Tone generator with crocodile terminals and RJ-11 plug
- 3-colour LED display (identifies WS call voltages)
- Weather-resistant design
- Tone generator with interchangeable tips
- Selectable wobble tone
- Polarity test
- Continuity test

Item	Part No.
Classic Tone and Probe Kit 701K-G	52047869
Scope of supply	Part No.
High-power sound generator 77HPCE	52055781
Inductive amplifier 200 EP-G	52055782
Bag	50086839
Battery 9 V	

CLM-1000E cable length measuring device



- ▶ Saves time – no cutting to length or counting the cable coils
- ▶ Reliable measuring results for inventory management

Characteristics

- To determine cable lengths
- Measurement range between 5 m - 30 km
- Measurement range cross-section between 0.75 mm² - 500 mm² and 18 Kcmill - 1000 Kcmill
- Backlit display
- Hold function
- 20 pre-programmable settings – 8 storage spaces for individual settings
- Automatic shut-off
- Resistance measurements from 0.10 mΩ – 1,999.999 Ω

Suitable for

- Copper and aluminium
- Metric as well as UK and US units

Item	Part No.
CLM-1000E cable length measuring device	52067352
Scope of supply	Part No.
Calibration rod	52067353
KELVIN Klemmen / Messleitungen	52067354
Plastic case	




Classic Tone and Probe Kit 801K/50



Characteristics

- Talk battery supply
- Tone generator with crocodile terminals with pincushion and RJ-11 plug
- 3-colour LED display (identifies WS call voltages)
- Weather-resistant design
- Selectable wobble tone
- Continuity test
- Polarity test
- 50 Hz filter function

Item	Part No.
Classic Tone and Probe Kit 801K/50	50604660
Scope of supply	Part No.
77HP-G/6A Tone generator	52047489
200FP filter sensor	50604678
Bag	50086839
Battery 9 V	



CONTINUOUSLY CONNECTED TO ONE ANOTHER - MEASURING GAUGES AND TESTERS FOR NETWORKS

Correct connections help to achieve non-interrupted communication. Greenlee measuring gauges and testers for networks test screened and non-screened conductors and immediately identify fault sources such as split pair faults, incorrect wiring, broken cables and short circuits. Even in poor light conditions, the measurements are clearly legible on the illuminated display. You rectify faults straight away.

In brief

- ▶ Measurements on screened and non-screened conductors possible
- ▶ Displays the fault position
- ▶ With NVP calibration
- ▶ Easy to operate





▶ **NETcat Pro NC-500**

The NC-500 tests not only for faults, it can also determine lengths of up to 600 m with the integrated TRD technology. For more accurate assignment, network devices can also be displayed in the environment and NVP calibrations can be performed. The NC-500 is therefore the optimal technical aid for correctly wiring and testing data cables.

- For screened and non-screened cables and conductors
- For split pair faults, incorrect wiring, short circuits and broken cables
- Length measurement up to 600 m with integrated TDR technology
- Easy to operate via touch screen
- Illuminated display for optimum legibility
- Displays active network devices (PC and hub)

- NVP calibration for optimum transmission speed
- Robust design suitable for industrial environment
- Selectable sound signals for cable identification



▶ **For correct network connections: NETcat Pro NC-100**

Check networks for correct cable connections in a few steps. Simply insert the cable into the device and the test receiver and select the cable type. The test result is displayed immediately and you can see at a glance which point has to be corrected.

- For screened and non-screened cables and conductors
- For split pair faults, incorrect wiring, short circuits and broken cables

- For twisted pair conductors with RJ-45 and RJ-11 plugs or coaxial cable with type F connection
- Easy to operate
- Readily legible thanks to illuminated display
- In conjunction with the 200 E-P inductive amplifier, cables can also be located and identified



NETcat® Micro NC-100 is a wiring tester for testing data, voice and video cables



Characteristics

- Built-in tone generator
- Testing of twisted pair (UTP, STP) and coaxial cables
- Locating short-circuits, breaks, incorrect wiring and split pair errors
- Surge warning feature
- Digital, backlit display
- Telephone (RJ-12), LAN (RJ-45) and coaxial connector (F type) ports
- Integrated remote unit
- Three selectable sound signals for cable identification

Item	Part No.	
NETcat® Micro NC-100	52024541	
Scope of supply	Part No.	Page
Twisted pair, coax and crocodile clips/connecting cable		
Battery		

NETcat® Micro NC-100 in combination with inductive receiver 200EP for cable identification



Characteristics

- Telephone (RJ-12), LAN (RJ-45) and coaxial connector (F type) ports
- Integrated remote unit
- Three selectable sound signals for cable identification
- Testing of twisted pair (UTP, STP) and coaxial cables
- Locating short-circuits, breaks, incorrect wiring and split pair errors

Item	Part No.	
NETcat® Micro NC-100 + 200EP	NC100EP	
Scope of supply	Part No.	Page
NETcat® Micro NC-100	52024541	608
Inductive amplifier 200 EP	52055782	
Test leads		
Battery		

NETcat® Pro NC-500, wiring and network service tester with TDR function



Characteristics

- Length measurement using TDR function up to 600 m
- Four selectable tone signals for cable identification
- Displays active network devices (PC or hub) in 10/100 Base-T networks
- NVP calibration
- ID detection of up to eight remote units with optional NC-510 accessory kit
- Testing of twisted pair (UTP, STP) and coaxial cables
- Locating short-circuits, breaks, incorrect wiring and split pair errors

Item	Part No.	
NETcat® Pro NC-500	52024556	
Scope of supply	Part No.	Page
Twisted pair, coax and crocodile clips/connecting cable		
Battery		



Technical Appendix



Technical notes on the various crimping types	i-2
Legend of pictograms used for type of conductors	i-2

Legend of pictograms used for connecting materials	i-3
---	------------

Special properties of connecting materials	i-4
---	------------

Material properties	i-4
Electrical properties	i-4
Mechanical properties	i-4
Assignment of cables and conductors	i-5

Processing instructions for connecting materials	i-6
---	------------

Assembly instructions for cable lugs and connectors	i-6
Assembly instructions for sleeves for type VHR and VHD compacted conductors	i-7
Processing instructions for reduction sleeves	i-7
Assembly instructions for full tension Al/steel connectors to DIN 48085, part 3	i-7
General notes	i-8

Processing instructions for screw connectors	i-9
---	------------

Conversion charts	i-10
--------------------------	-------------

Check-list for custom made cable lugs and connectors	i-11
---	-------------



General technical information	i-12
--------------------------------------	-------------

Cable pulling technology – Typical applications	i-12
Measuring categories	i-13
Metric cable glands EN 50262	i-14
Holemaking systems	i-14
Hydraulic punches	i-14
Standards and norms	i-15

Alphanumeric Index	i-16
---------------------------	-------------



Technical notes on the various crimping types

	Pressung	Beschreibung	Anwendungsbereich
	Hexagonal crimping	for crimping tubular copper cable lugs and connectors "standard type", tubular cable lugs for switchgear connections, compression cable lugs and connectors to DIN 46235/DIN 46267, aluminum cable lugs and connectors	6 – 1000 mm ²
	Indent crimping	for crimping tubular copper cable lugs and connectors "standard type", tubular cable lugs for switchgear connections, solderless terminals to DIN 46234 and pin cable lugs to DIN 46230, insulated solderless terminals, tubular cable lugs and connectors for fine stranded conductors, nickel tubular cable lugs and connectors, stainless steel tubular cable lugs and connectors	0.75 – 400 mm ²
	Oval crimping	for crimping tubular double compression cable lugs, C-clamps, insulated tubular cable lugs and connectors, insulated pin cable lugs and compression joints to DIN 48217, insulated cable connectors	0.1 – 185 mm ²
	Indent crimping	for crimping copper tubular cable lugs and connectors "standard type", tubular cable lugs for switchgear connections, tubular cable lugs and connectors for fine stranded conductors	6 – 400 mm ²
	Double indent crimping	for crimping copper tubular cable lugs and connectors "standard type", tubular cable lugs for switchgear connections, nickel tubular cable lugs and connectors, stainless steel tubular cable lugs and connectors	4 – 95 mm ²
	Trapezoid crimping	for crimping cable end-sleeves and twin cable end-sleeves	0.14 – 240 mm ²
	Indent crimping	for crimping cable end-sleeves and twin cable end-sleeves	0.5 – 35 mm ²
	Square crimping	for crimping cable end-sleeves and twin cable end-sleeves	0.14 – 16 mm ²
	Roll crimping	for crimping non-insulated receptacles and cable end-sleeves DIN 46228, part 2	0.1 – 6 mm ²
	Round crimping	for crimping cable end-sleeves and twin cable end-sleeves of 90° and 120° sector-shaped conductors	0.14 – 16 mm ² 10 sm – 300 sm 35 se – 300 se
	Quad-point indent crimping	for crimping copper tubular cable lugs and connectors "standard type", tubular cable lugs for switchgear connections, tubular cable lugs and connectors for fine stranded conductors	10 – 300 mm ²
	Four point crimping	for crimping turned pin receptacles and pin connectors	0.1 – 4 mm ²
	Special trapezoid crimping	particularly for crimping cable end-sleeves with compacted fine stranded conductors	10 - 240 mm ²
	Gas-tight oval crimping	Crimp quality according to automotive standards	

Legend of pictograms used for type of conductors

	Type of cables		Type of cables
	Solid conductor (class 1 according to DIN EN 60228) made of bright or coated soft-annealed copper, aluminium or aluminium alloy		Solid sector shaped conductor 90° (class 1 according to DIN EN 60228) made of aluminium or aluminium alloy
	Multi-stranded conductor (class 2 according to DIN EN 60228) made of bright or coated soft-annealed copper, aluminium or aluminium alloy		Compacted multi-stranded sector shaped conductor 120° (class 2 according to DIN EN 60228) made of bright or coated soft-annealed copper, aluminium or aluminium alloy
	Compacted multi-stranded conductor (class 2 according to DIN EN 60228) made of bright or coated soft-annealed copper, aluminium or aluminium alloy		Compacted multi-stranded sector shaped conductor 90° (class 2 according to DIN EN 60228) made of bright or coated soft-annealed copper, aluminium or aluminium alloy
	Fine stranded conductor (class 5 according to DIN EN 60228) made of bright or coated soft-annealed copper		Copper conductor for overhead lines (DIN 48201-1) and aluminium or aluminium alloy conductors (DIN EN 50182)
	Superfine stranded conductor (class 6 according to DIN EN 60228) made of bright or coated soft-annealed copper		Conductor for overhead lines (DIN EN 50182) made of aluminium / steel
	Solid sector shaped conductor 120° (class 1 according to DIN EN 60228) made of aluminium or aluminium alloy		



Legend of pictograms used for connecting materials

	Designation
	Copper compression cable lugs, double crimp (double cable entry)
	Tubular cable lugs and connectors – Cu, standard type
	Insulated cable lugs and connectors; standard type
	Tubular cable lugs and connectors for fine stranded conductors
	Tubular cable lugs and connectors for solid conductors
VA 	Tubular cable lugs and connectors – stainless steel
Ni 	Tubular cable lugs and connectors – Ni
DIN 	Compression cable lugs and connectors to DIN – Cu
	Solderless terminals, connectors and pin terminals to DIN – Cu
	Insulated solderless terminals
	Sleeves for compacted conductors and sector-shaped conductors – Cu
Aldrey 	Compression cable lugs and connectors for Aldrey cables
Al/St 	Compression cable lugs and connectors for Al/St cables
Al 	Compression cable lugs and connectors to DIN – Al
Al/Cu 	Compression cable lugs and connectors – Al/Cu
	C-clamps
	H-clamps
	Cable end-sleeves
	Twin cable end-sleeves
	Insulated cable connections
	Non-insulated receptacles



Material properties

Information on materials used for copper and aluminum cable lugs and connectors

- All copper tubular cable lugs, solderless terminals, pin terminals and the corresponding connectors are manufactured from Cu to DIN 13600.
- Cable end-sleeves to DIN 46228 part 1 and part 4 are manufactured from Cu to DIN EN 13600.
- Aluminum compression cable lugs and connectors are manufactured from E-Al 99.5 to DIN 1712.

Electrical properties

- The maximum current load of our cable connections in conjunction with insulated conductors can be found in the chart below.

Nominal cross-section mm ²	Group 1 One or more single-core conductors laid in conduits		Group 2 Multi-core conductors, e. g. sheathed conductors, conduit wires, lead-sheathed conductors, flat webbed conductors, flexible cables		Group 3 Overhead single-core conductors with clearance of at least their diameter	
	Cu (A)	Al (A)	Cu (A)	Al (A)	Cu (A)	Al (A)
0.75	–	–	12	–	15	–
1	11	–	15	–	19	–
1.5	15	–	18	–	24	–
2.5	20	–	26	–	32	–
4	25	–	34	–	42	–
6	33	–	44	–	54	–
10	45	–	61	48	73	57
16	61	48	82	64	98	77
25	83	65	108	85	129	103
35	103	81	135	105	158	124
50	132	103	168	132	198	155
70	165	–	207	163	245	193
95	197	–	250	197	292	230
120	235	–	292	230	344	268
150	–	–	335	263	391	310
185	–	–	383	301	448	353
240	–	–	453	357	528	414
300	–	–	504	409	608	479
400	–	–	–	–	726	569
500	–	–	–	–	830	649

Values applicable only at an ambient temperature of 30 °C

Mechanical properties

- The connections produced according to the assembly instructions with our tools comply with the tensile strength requirements of the standards IEC 61238-1, DIN EN 60999 and DIN EN 60352-2.

i **Please note**, that crimping solderless cable connections using tools from other manufactures does not guarantee a proper connection. We recommend only the use of solderless cable connections from **Klauke®** using **Klauke®** tools.



Assignment of cables and conductors

a) Copper

- Our copper cable lugs and connectors are suitable for connecting copper cables according to DIN EN 60228 and copper conductors DIN 48201 part 1. Please use the table below.

b) Aluminium

- Our aluminium cable lugs and connectors are suitable for connecting aluminium cables according to DIN EN 60228 and aluminium conductors according to DIN EN 50182. Please use the table below.



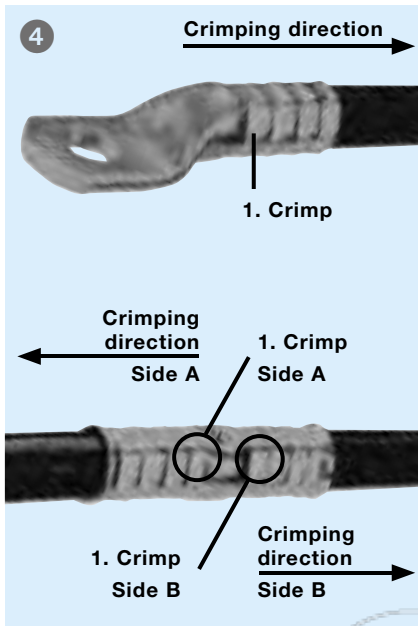
Sector-shaped conductors must be rounded with pre-rounding tools before assembly.

Cross-section compatibility chart for cable lugs and connectors for copper and aluminium conductors

- With the help of this table you can determine the cross-section of your conductor in case of doubt. The minimum diameter of the conductor is for the classes 1 and 2 (not compacted). For classes 5 and 6 are defined by the conductance rather than the minimum diameter. Therefore, no specification can be made regarding the minimum diameter.

Nominal cross-section mm ²	Type of conductor acc. to DIN EN 60228								
	Copper conductors					Aluminium conductors			
	Round conductor solid, class 1	Round conductor multi-stranded, class 2	Round conductor multi-stranded compacted, class 2		Round conductor fine and superfine, class 5 and class 6	Round conductor solid, class 1		Round conductor multi-stranded compacted, class 2	
	Max. conductor dia. mm	Max. conductor dia. mm	Max. conductor dia. mm	Max. conductor dia. mm	Max. conductor dia. mm	Max. conductor dia. mm	Max. conductor dia. mm	Max. conductor dia. mm	Max. conductor dia. mm
0.5	0.9	1.1	–	–	1.1	–	–	–	–
0.75	1	1.2	–	–	1.3	–	–	–	–
1	1.2	1.4	–	–	1.5	–	–	–	–
1.5	1.5	1.7	–	–	1.8	–	–	–	–
2.5	1.9	2.2	–	–	2.4	–	–	–	–
4	2.4	2.7	–	–	3	–	–	–	–
6	2.9	3.3	–	–	3.9	–	–	–	–
10	3.7	4.2	3.6	4	5.1	3.4	3.7	3.6	4
16	4.6	5.3	4.6	5.2	6.3	4.1	4.6	4.6	5.2
25	5.7	6.6	5.6	6.5	7.8	5.2	5.7	5.6	6.5
35	6.7	7.9	6.6	7.5	9.2	6.1	6.7	6.6	7.5
50	7.8	9.1	7.7	8.6	11	7.2	7.8	7.7	8.6
70	9.4	11	9.3	10.2	13.1	8.7	9.4	9.3	10.2
95	11	12.9	11	12	15.1	10.3	11	11	12
120	12.4	14.5	12.3	13.5	17	11.6	12.4	12.3	13.5
150	13.8	16.2	13.7	15	19	12.9	13.8	13.7	15
185	15.4	18	15.3	16.8	21	14.5	15.4	15.3	16.8
240	17.6	20.6	17.6	19.2	24	16.7	17.6	17.6	19.2
300	19.8	23.1	19.7	21.6	27	18.8	19.8	19.7	21.6
400	22.2	26.1	22.3	24.6	31	21.2	22.2	22.3	24.6
500	–	29.2	25.3	27.6	35	24	25.1	25.3	27.6
630	–	33.2	28.7	32.5	39	27.3	28.4	28.7	32.5
800	–	37.6	–	–	–	30.9	32.1	–	–
1000	–	42.2	–	–	–	34.8	36	–	–





Assembly instructions for cable lugs and connectors

- 1 Strip conductor in line with insertion depth (+ 10 % because of length change of crimp sleeve).
- 2 The conductor ends must be cleaned mechanically prior to assembly.
- 3 Insert conductor fully into cable lug or connector.
- 4 Observing the crimping direction, crimp the cable lug or connector using the appropriate tools. The crimping direction for cable lug and connector is indicated in the diagram opposite.
- 5 Remove excess compound emerging from aluminum cable lugs and connectors.

We recommend the following number of crimps for individual cross sections:

Cross-section mm ²	Tubular cable lugs			Cable lugs DIN 46235		Al-Cable lugs		
	5 mm Crimping die	width Crimping dies	EKM60ID	5 mm Crimping die	width Crimping dies	7 mm Crimping die	width Crimping dies	EKM60ID
6	1			2				
10	1			2				
16	1	1	1	2	1	4	2	2
25	2	1	1	2	1	4	2	2
35	2	1	1	2	1	5	2	2
50	2	1	1	3	1	5	2	2
70	2	1	1	3	1	6	3	3
95	2	1	1	4	2	6	3	3
120	2	1	1	4	2	6	3	3
150	2	1	1	4	2	6	3	3
185	2	1*	1*	4	2	6	3	3
240	4	2	2	5	2	8	3	3
300	4	2			2 (17 mm)** 5 (7 mm)***	8	3	
400	4	2			3		4	
500					3		4	
625					3			
800					3			
1000					3			

* when using quad-point indent crimping (HK60VP, EK60VP/FT etc.) Number of crimping operations: 2

** Crimp with crimping dies of Series 25 and Series 45

*** Crimp with crimping dies of Series 13



Attention: When crimping F-series cable lugs and solderless terminals according to DIN 46234 by using indent crimping dies, for each cross section only one crimp is necessary.



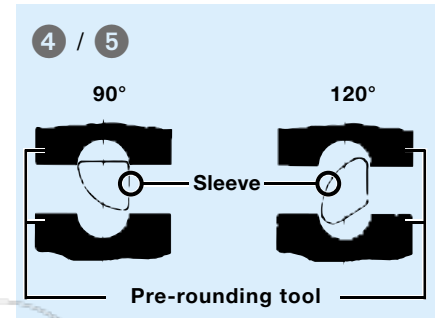
Assembly instructions for sleeves for type VHR and VHD compacted conductors

We recommend the use of additional VHR and VHD sleeves for compacted round conductors to ensure that the tubular cable lugs and connectors fit accurately.

For sector-shaped conductors, we recommend the use of additional sector sleeves VHR 3 or VHR 4 and VHD 3 or VHD 4 with Cu cable lugs and connectors to prevent the conductor recoil. Sleeves need to be rounded with pre-rounding tools.

Please note:

- 1 Ensure that the conductor is deformed as little as possible when cutting to length.
- 2 Strip the conductor insulation in line with the insertion length.
- 3 Slip the sleeve up to the front cut edge of the conductor.
- 4 Place the conductor and sleeve in the pre-rounding tool as per the diagram.
- 5 Crimp the sleeve
 - a) Crimping operation as per the diagram (1st pre-crimp)
 - b) Crimp turned through 90° (2nd pre-crimp)
 - c) Crimp turned through 30° (finish-crimp)
 - d) Crimp turned through 30° as required (finish-crimp)




Instructions for fitting reduction sleeves

Only wide hydraulic crimping dies to be used when crimping more than two cross-sections.

Assembly instructions for full tension Al/steel connectors to DIN 48085, part 3

The connectors consist of an Al sleeve (E-Al 99.5) and a soft steel sleeve (St 52).

- 1 Straighten cable ends, remove dirt and any oxide layer.
- 2 Slip the Al-compression joint onto one of the cable ends.
- 3 Tie off the cable end and strip the Al cores.
- 4 Tie off Al and steel cores.
- 5 Slip on the steel sleeve and crimp through according to the crimping marks.
- 6 Slide the Al sleeve centrally over the crimped steel sleeve and crimp according to the crimping marks



Caution: Do not crimp in the centre, in the area of the steel connector. Do not crimp in the area of the cones.

- 7 Remove excess compound after crimping the connector.



Warning: The compound must not be removed, either fully or partially, prior to assembly.

The tool dies can be assigned either by colour-coding, or preferably based on the code assigned to the cross-section. The dies for the steel sleeve have a black finish, those for the Al sleeve are zinc-coated.

General information:

The crimping process has to be continued until the dies are completely closed, otherwise a proper crimp cannot be guaranteed.



General notes

Crimping dies:

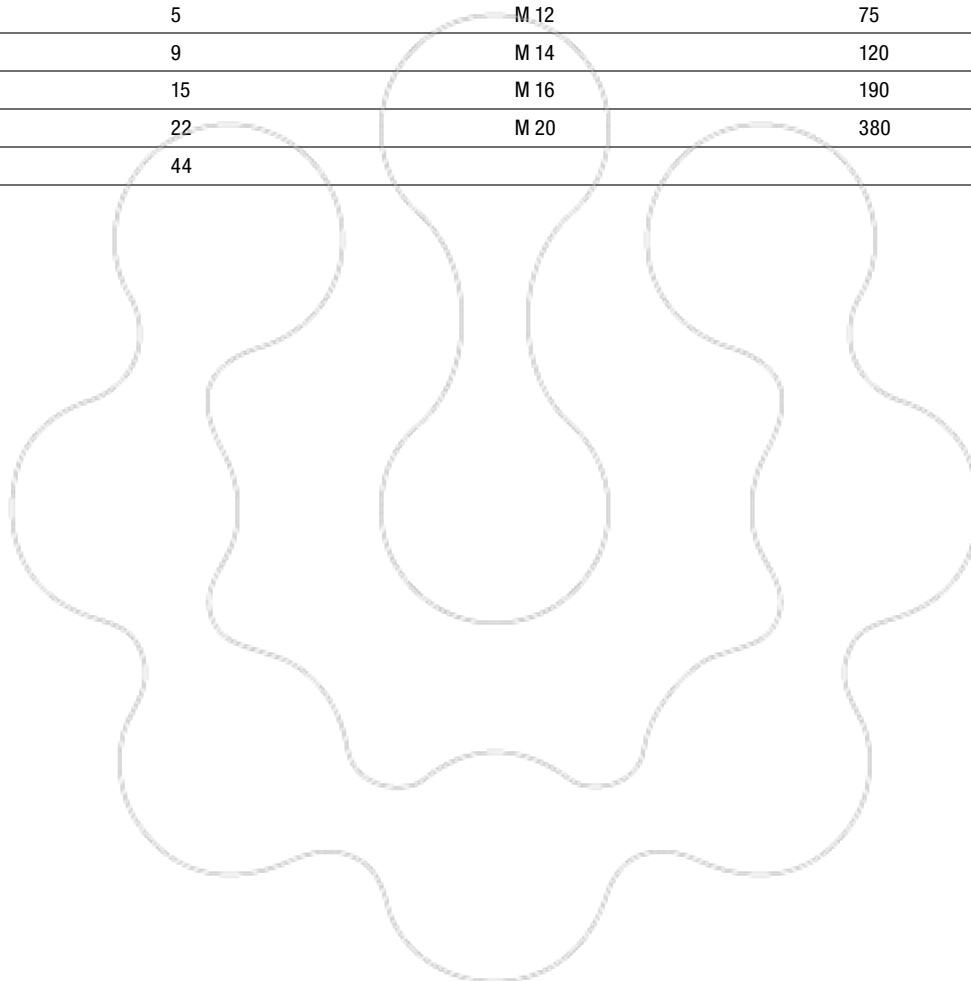
The crimping dies of the series 18 as well as the series 25 correspond in the external dimensions of DIN 48083 part 1 or part 3. For all interchangeable dies, for mechanical tools as well as hydraulic tools, the series D (= for DIN cable lugs and connectors 46235 and 46267) and the series A (aluminium cable lugs and connectors as well as aluminium/copper cable lugs and connectors) the hexagonal dimensions are of DIN 48083 part 4.

Surfaces:

All mentioned dies are supplied "chrome-yellow" or „blue coated“ for copper and "galvanized" for aluminum and nickel.

Testing of our copper and aluminium connecting material was carried out with the following maximum torque on the connecting bolt.

Size of thread	Tightening torque (Nm)	Size of thread	Torque (Nm)
M 5	5	M 12	75
M 6	9	M 14	120
M 7	15	M 16	190
M 8	22	M 20	380
M 10	44		





Assembly instruction for screw connectors

Because they are detachable connecting elements, screw connectors are used preferably for heat-shrunk or cast resin joints. However, they also can be used in all other types of cable joints. Four-screw connectors are especially suitable for multi-stranded conductors, since the longer connector length increases the transverse conductance of the individual wires and the contact resistance decreases accordingly. In addition, higher pull-out values are achieved. Barrier type four-screw connector clamps are suitable for cables with mass-impregnated paper insulation.

In an electrolyte-free, e.g. dry environment, aluminum as well as copper conductors can be combined. This also applies in combination with heat-shrunk hoses. If conductors of different materials (e.g. Cu and Al cables) have to be connected, a barrier type connector is recommended.

While identical types of cables (e.g. NAYY-NAVY) can be used with non-barrier types of connectors for unequal cables (e.g. NAYY-NAKBA), plastic or earth cables, the use of connectors with barrier as an oil stop is recommended.

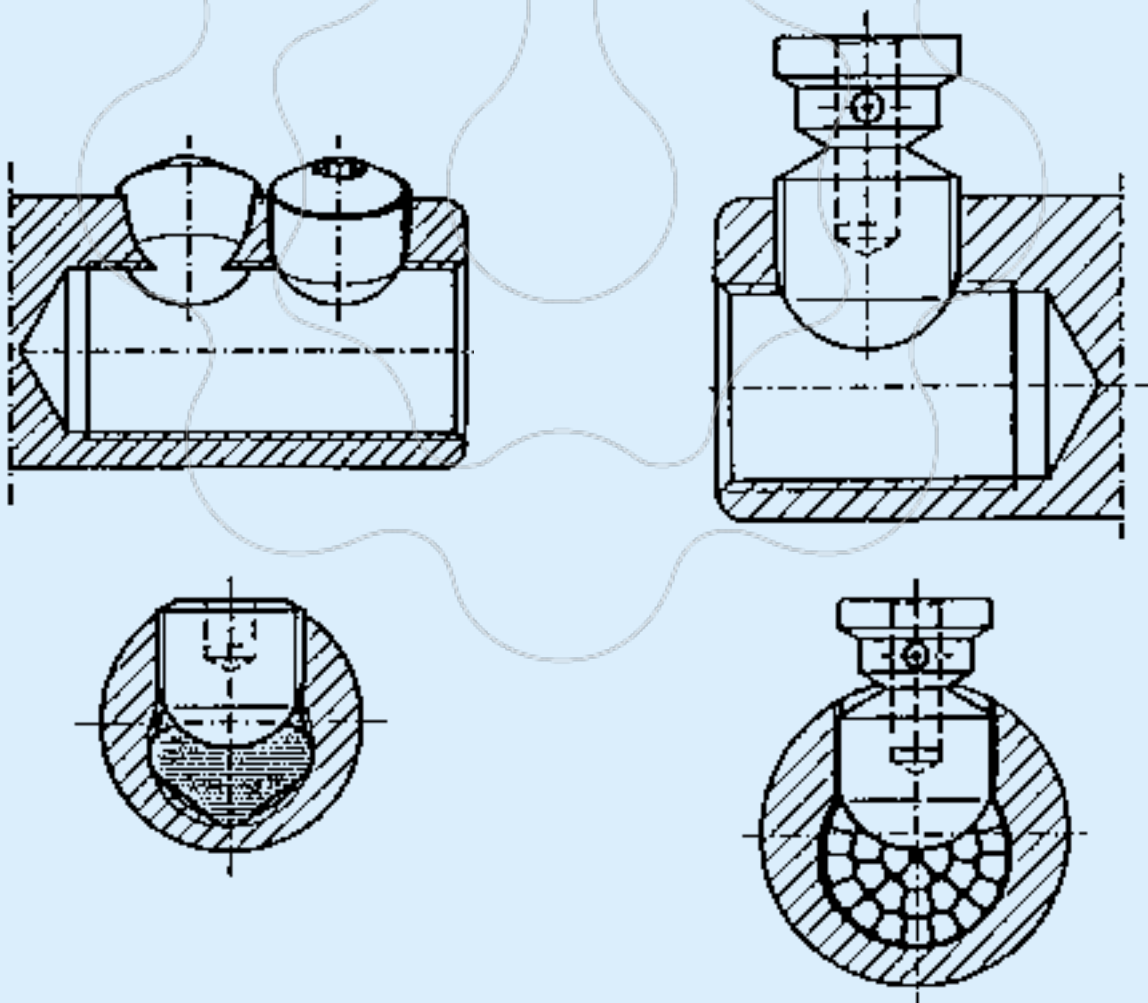
Insertion depth of conductors is controlled either by the conductor stop at the barrier, or by inspection hole on screw connectors without barrier.

In addition to the conventional screw connectors, we offer screw connectors with shear-off heads. The benefit of this design is the defined tightening torque, which is pre-determined by the maximum transferable torque at the rated breaking point. This contact force defined by the manufacturer guarantee optimum electrical and mechanical properties (DIN EN 61238). No torque wrenches are required for assembly of this connector type.

With standard screw connectors, the required contact pressures are reached at approx. 80 % of the specified torque. Over-crimping beyond the torque specified for the connector must be avoided.

The cross-grooves on the conductor channels allow high tensile forces to be transmitted. The tensile forces of our screw connectors correspond to compression joints to DIN 46267, part 2, with identical cross section.

The screws are treated with a high-gliding, molybdenum sulphide-based lubricant. This guarantees adequate contact pressure with a relatively low tightening torque.



**Assignment of conductor cross sections (AWG or MCM sizes to mm²)**

AWG	Metric conductor cross-section mm ²	Comparable conductor cross-section mm ²	MCM	Metric conductor cross-section mm ²	Comparable conductor cross-section mm ²
27	0.102	–	250	127	120
26	0.128	0.14	300	152	150
25	0.163	–	350	177	185
24	0.205	0.2	400	203	–
23	0.259	0.25	500	253	240
22	0.325	0.34	600	304	300
21	0.412	–	700	355	–
20	0.519	0.5	800	405	400
19	0.653	–	900	456	–
18	0.823	0.75	1000	507	500
17	1.04	1	1250	633	625
16	1.31	–	1500	760	800
15	1.65	1.5	1750	887	–
14	2.08	–	2000	1010	1000
13	2.63	2.5			
12	3.31	–			
11	4.15	4			
10	5.27	6			
9	6.62	–			
8	8.35	–			
7	10.6	10			
6	13.3	–			
5	16.8	16			
4	21.2	–			
3	26.7	25			
2	33.6	35			
1	42.4	–			
1/0	53.4	50			
2/0	67.5	70			
3/0	85	95			
4/0	107.2	120			

British and American units of measurement

Length units		Area units		Volume units		Fluid volume units		Weight	
1 mil	0.0254 mm	1 sq. in.	645.1 mm ²	1 cu. in.	16.386 cm ³	1 pint	0.568 l	1 grain	0.059 g
1 inch (Zoll)	25.4 mm	1 sq. ft.	0.093 m ²	1 cu. Ft.	0.028 m ³	1 quart	1.136 l	1 ounce	28.349 g
1 foot	0.3048 m	1 sq. yd.	0.836 m ²	1 cu. Yd.	0.764 m ³	1 engl. gallon	4.554 l	1 pound (lb)	0.454 kg
1 yard	0.9140 m					1 am gallon	3.785 l	1 engl. ton	1.016 t
1 mile	1.6090 km					1 quarter	290.790 l	1 am. ton	0.907 t
						1 bushel	36.350 l		



Check-list for custom made cable lugs and connectors

Customer / Company:

Address:

Contact person:

Customer No.:

E-Mail:

Tel.:

Technical data

Type of conductor*:

Cross-section (cable)*:

Application / Use*:

Crimping tool*:

Similar Klauke item*:

Commercial Data

Batch size / Annual requirement*: einmalig

Partial shipments*: 1 2 3

Additional agreements:

Cable lugs und Verbinder

Material*: Cu Al Ni V4A V2A

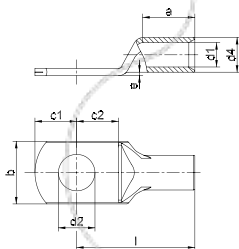
Other:

Surface*: tin-plated bright nickel-plated

Other:

* Required fields

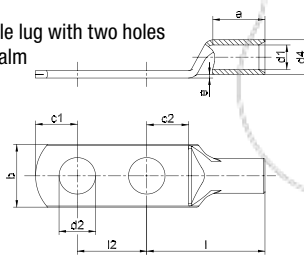
Cable lug



Dimension d4
Dimension d1
Dimension d2
Dimension a
Dimension l
Dimension b
Dimension c1
Dimension c2
Dimension e

Inspection hole Yes No

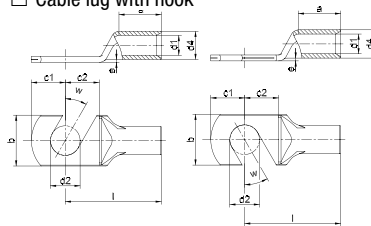
Cable lug with two holes in palm



Dimension d4
Dimension d1
Dimension d2
Dimension a
Dimension l
Dimension b
Dimension c1
Dimension c2
Dimension e

Inspection hole Yes No

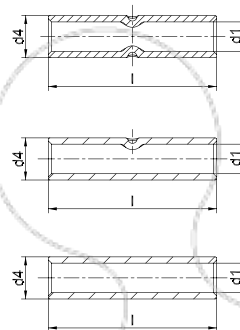
Cable lug with hook



Dimension d4
Dimension d1
Dimension d2
Dimension a
Dimension l
Dimension b
Dimension c1
Dimension c2
Dimension e
Angle wh

Inspection hole Yes No

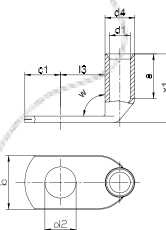
Connector



Dimension d4
Dimension d1
Dimension l

Number of butt marks: 0 / 1 / 2

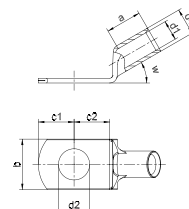
Angle cable lug from 30° to 90°



Dimension d4
Dimension d1
Dimension d2
Dimension a
Dimension x1
Dimension b
Dimension c1
Dimension l3
Angle w1

Inspection hole Yes No

Angle cable lug up to 30°



Dimension d4
Dimension d1
Dimension d2
Dimension a
Dimension b
Dimension c1
Dimension c2
Angle wh
Angle w1

Inspection hole Yes No

Other types acc. to your sketches/remarks (extra sheet):

Drawings and dimensions: Please fill in all required dimensions (see dimension chart) and necessary data.

Date:

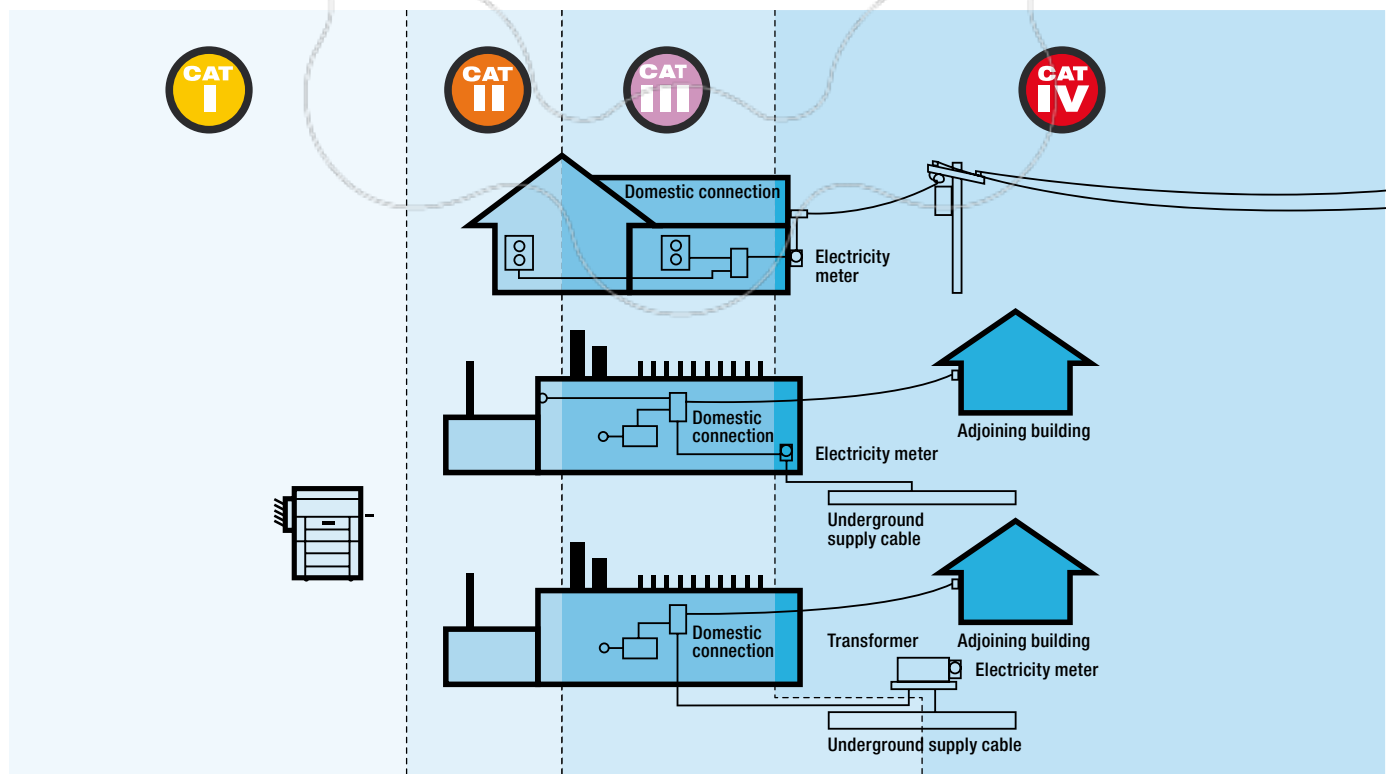
Signature (customer):



Cable pulling technology – Typical applications

Type	Tape diameter	Tube diameter	Pressure energy	Min. curve radius	Breaking strength	Tensile force with start/end sleeve	Recommended length
	ø mm	ø mm	kg	mm	kg	kg	m
Speedy Spinner	3	16 - 32	+++	160	400	110	20-30 (+ 2-3)
Dura Spinner	3.6	16 - 32	+++	100	250	140	10 - 30
Flexi Spinner	4.5	16 - 32	+++	100	250	140	10-25
Smart Butler	4.5	40 - 60	+++	310	1200	>200	40-60 (+ 3-5)
Smart Butler	6	50 - 80	+++	400	2000	>300	40-80 (2-3)
Smart Butler	7.5	63 - 100	+++	500	3000	>400	20-30 (+ 3-5)
	9	63 - 125	+++	620	4500	>500	20-30 (+ 3-5)
	11	63 - 150	+++	770	7500	>700	150-250 (+ 3-5)
Polyester	4.5	16 - 32	+++	100	250	140	10-25
Nylon, Perlon®	4	16 - 25	+	80	280	120	10-20
Steel	4	16 - 25	+	100	900	115	10-20

for trade for industry





Measuring categories

Protective values which greatly exceed the nominal capacity of a system are stipulated in the standards of the IEC categories. Without this additional protection, transient overvoltages which occur with increasing regularity may cause serious or fatal injuries.

Measurement Category I

is the signal level for telecommunications and electronic equipment.

Measurement Category II

is the local level for permanently connected devices or devices not operated by means of a fixed connection - including all types of illumination from household devices to office equipment such as copy machines. Can also be used in Category I ranges.

Measurement Category III

is the distribution level for fixed main or bypass flow circuits. These electric circuits are usually separated by at least one level of transformer barrier of Category IV (public utility or other high-voltage power source). Can also be used in Category II and Category I ranges.

Measurement Category IV

is the main electric supply level. Greenlee is setting new standards by offering equipment that meets the highest protective values of IEC standards and which are certified accordingly. Can be used in all category ranges.

Greenlee equipment – checked and certified for compliance with norms by an independent party. This catalogue states the category for many Greenlee devices, indicating that these devices comply with the various IEC categories (II, III or IV). All these references represent the categories confirmed in tests by independent testing organisations – giving you additional assurance.

The right type of protection for the task at hand. No matter where you may need overvoltage protection – select a device which has at least the nominal capacity suitable for the work you are carrying out.



Elektronics

- Electronic equipment
- Equipment with low current usage and surge voltage limit protection



Domestic appliances, computers, televisions

- Wall outlets and long bypass flow circuits
- All wall outlets which are distant more than 10 m from a Category III source
- All wall outlets which are distant more than 20 m from a Category VI source



MC switch panel etc.

- Feeds and short bypass current circuits
- Distributor panels
- Wall outlets for large devices with “short” connections to the domestic connection



Outdoor transformers, electricity meters etc.

- Outdoor and domestic connection
- Supply line from the utility pole to the building
- Overhead line to the free-standing building
- Underground line to well pump

Metric cable glands for electrical installation EN 50262

The new European standard EN 50262 defines conditions for all manufacturers of electrical appliance housings and all electrical installation.

It's scope includes cables and conductors for control cabinets, distributor housings, junction boxes, domestic connections, installation boxes, equipment housings etc.

EN 50262 replaces the Pg thread (steel tank pipe thread) used for all housing designs for decades with a metric thread. Sizes Pg 7 to Pg 48 are being replaced by ISO M 6 to M75.








Greenlee holemaking tools in ISO sizes acc. to EN 50262

ISO sizes	mm	Slug-Buster® punch	Slug-Splitter® punch	HSS hole saws	Step bits
12	12.5	✓			
16	16.5	✓	✓		✓
20	20.5	✓	✓	✓	✓
25	25.5	✓	✓	✓	✓
32	32.5	✓	✓		✓
40	40.5	✓	✓		✓
50	50.5	✓	✓	✓	
63	63.5	✓	✓	✓	

Holemaking systems

Round punch	Operation	Capacity	Hole size
Slug-Buster®	Manual, Hydraulic punches	max. 3.0 mm in St 37	12.5 to 64.0 mm
Slug-Splitter®	Hydraulic punches	max. 3.5 mm in V2A	15.2 to 64.0 mm
Speed Punch™	Hydraulic punches	3.5 mm in St 37	16.2 to 64.0 mm
Standard	Manual, Hydraulic punches	max. 3.0 mm in St 37	66.7 to 144.1 mm
Special shaped punches	Operation	Capacity	Hole size
Special shaped punches	Manual, Hydraulic punches	max. 3.0 mm in St 37 bzw. 1.5 mm in V2A	See data for the individual punches

Hydraulic punches

			Description
	LS 50 FLEX Battery powered hydraulic punching tool	LS 50 FLEX	- with micro-processor control - 60 kN punching force - punches up to 3.0 mm St 37 and up to 3.5 mm V2A, depending on hole size
	LS 60-L Battery powered hydraulic punching tool	LS60L	- with micro-processor control - 60 kN punching force - punches up to 3.0 mm St 37 and up to 3.5 mm V2A, depending on hole size
	Hydraulic punch Quick Draw™ 7804E	50342916	- ideal for fast, frontal punching - 80 kN punching force - punches up to 3.0 mm St 37 and up to 3.5 mm V2A, depending on hole size
	Hydraulic punch Quick Draw 90™ 7904E	50342991	- rectangular cylinder head rotatable around 180° - maximum flexibility in narrow working spaces - 80 kN punching force - punches up to 3.0 mm St 37 and up to 3.5 mm V2A, depending on hole size
	Hydraulic punch with hand pump	50159062	- compact design of punch, pump and cylinder - 110 kN punching force - punches up to 3.0 mm St 37 and up to 3.5 mm V2A, depending on hole size
	Hydraulic punch with foot pump	50250973	- foot pump leaves both hands free for operating the punch - 110 kN punching force - punches up to 3.0 mm St 37 and up to 3.5 mm V2A, depending on hole size
	Hand hydraulic punch Flex Draw	52033843	- rectangular cylinder head rotatable around 180° - maximum flexibility in narrow working spaces - 80 kN punching force - punches up to 3.0 mm St 37 and up to 3.5 mm V2A, depending on hole size



Standards for cabling

A number of standardisation committees that define the technical features of cabling systems have been in existence since 1993. These directives must be observed when planning and setting up networks.

Full volumes can be obtained from specialist bookshops.

International standards

International Standards are published by the ISO (International Standards Organisation). In Europe these international directives are used for information purposes.

ISO/IEC IS 11801	Description of the performance requirements for a general cabling system	IEC 1156-1	Basic specification
IEC 1156	Multi-core and symmetrical conductors for digital message transmission	IEC 1156-2	Framework specification for service cables IEC1156-3 Framework specification for patch and equipment connecting cables
		IEC 1156-4	Framework specification for building connecting and rising cables

European standards

In collaboration with national standard institutes, the European Committee for Electrical Standardisation CENELEC (Comite Europeen de Normalisation Electrotechnique) has published European standards that are based on the international ISO/IEC 11801 and hence normative for Europe.

EN 50173	Description of the performance requirements for a general cabling system (EN 50173 also refers to HD 608 and also EN 55022)	EN 50168	Framework specification for patch and equipment connecting cables
608	General specification for symmetrical conductors for digital message transmission	EN 50169	Framework specification for building connection and rising cables
EN 50167	Framework specification for service cables	EN 55022	Framework specification for electromagnetic compatibility (EMC). This specification contains threshold values and measuring procedures for radio interference of data processing equipment.

American standards

The American standards are published by the EINTIA (Electronic Industries Association / Telecommunication Industries Association) an American Joint Venture.

TSB 36	Framework specification for symmetrical data cables (100 Ohm, unsheathed)	EIA/TIA 568	Framework specification for cabling systems
TSB 40	Framework specification for passive components (100 Ohm, unsheathed)		



Technical Appendix

Alphanumeric Index

Part No.	Page	Part No.	Page	Part No.	Page	Part No.	Page
101R5	56	110R12	57	133R	64	1620C35	78
101R6	56	110R14	57	134R	64	1620C4	78
101R8	56	110R16	57	135R	64	1620C5	78
1020	159	110R20	57	136DP12	63	1620C6	78
1020V	160	111R10	57	136DP212	63	1620K	80
102R5	56	111R12	57	136R	64	1620L	81
102R6	56	111R14	57	137DP12	63	162R	22
102R8	56	111R16	57	137DP212	63	162R5	58
1030	159	111R20	57	137R	64	162R545	60
1030V	160	112R12	57	138DP12	63	162R6	58
103R10	56	112R14	57	138DP212	63	162R645	60
103R12	56	112R16	57	138R	64	162R8	58
103R6	56	112R20	57	139DP12	63	162R845	60
103R8	56	1130	164	139DP212	63	163010	74
104R10	56	113R14	57	13R12	15	163012	74
104R12	56	113R16	57	13R14	15	16303	74
104R6	56	113R20	57	13R16	15	163035	74
104R8	56	114R14	57	13R20	15	16304	74
1050	159	114R16	57	13SG10	16	16305	74
1050V	160	114R20	57	13SG12	16	16306	74
105R10	56	1150	164	13SG16	16	16308	74
105R12	56	115R16	57	147D212	62	1630C3	78
105R14	56	115R20	57	148D212	62	1630C35	78
105R6	56	116R16	57	148R	22	1630C4	78
105R8	56	116R20	57	149D212	62	1630C5	78
106R10	57	117R16	57	149R	22	1630C6	78
106R12	57	117R20	57	14R12	15	1630K	80
106R14	57	118R16	57	14R14	15	1630L	81
106R16	57	118R20	57	14R16	15	163R	22
106R8	57	11R10	15	14R20	15	163R10	58
107R10	57	11R12	15	150B	29	163R1045	60
107R12	57	11R14	15	150B10	29	163R12	58
107R14	57	11R16	15	150B12	29	163R1245	60
107R16	57	11R20	15	150D212	62	163R6	58
107R8	57	11SG10	16	150R	22	163R645	60
108R10	57	11SG12	16	151D212	62	163R8	58
108R12	57	11SG16	16	151R	22	163R845	60
108R14	57	120B	29	152D212	62	164R10	58
108R16	57	120B10	29	152R	22	164R1045	60
108R8	57	120B12	29	153R	22	164R12	58
109R10	57	120B16	29	154R	22	164R1245	60
109R12	57	121R	64	155R	22	164R6	58
109R14	57	122R	64	156R	22	164R645	60
109R16	57	123R	64	157R	22	164R8	58
109R20	57	124R	64	158R	22	164R845	60
10B	29	125R	64	159R	22	165010	74
10B10	28	126R	64	160R	22	165012	74
10B5	28	127R	64	161R	22	16504	74
10B6	28	128R	64	161R5	58	16505	74
10B8	28	129R	64	161R545	60	16506	74
10R10	15	12R10	15	161R6	58	16508	74
10R12	15	12R12	15	161R645	60	1650C4	78
10R14	15	12R14	15	162010	74	1650C5	78
10R16	15	12R16	15	162025	74	1650C6	78
10R20	15	12R20	15	16203	74	1650C8	78
10R8	15	12SG10	16	162035	74	1650K	80
10SG10	16	12SG12	16	16204	74	1650L	81
10SG12	16	12SG16	16	16205	74	165210	74
10SG6	16	130R	64	16206	74	165212	74
10SG8	16	131R	64	16208	74	16525	74
110R10	57	132R	64	1620C3	78	16526	74



Part No.	Page	Part No.	Page	Part No.	Page	Part No.	Page
16528	74	165R8	58	169R1445	61	1730	167
1652C5	78	165R845	60	169R16	59	1730AZ	167
1652C6	78	166010	75	169R1645	61	17312	144
1652K	80	166012	75	169R20	59	17318	144
1652L	81	166016	75	169R2045	61	1738	144
165310	74	1660K	80	16B	29	173B	143
165312	74	1660L	81	16B10	28	173BH	143
16535	74	166112	75	16B12	28	173BL	143
16536	74	166116	75	16B6	28	17410	144
16538	74	166212	75	16B8	28	17412	144
1653C6	78	166216	75	1706	144	17418	144
1653C8	78	1666	144	1708	144	174GR	143
1653K	80	1668	144	170R10	59	174GRH	143
1653L	81	166GR	142	170R1045	61	174GRL	143
165410	75	166GRL	142	170R12	59	1750	167
165412	75	166R10	58	170R1245	61	17512	144
165416	75	166R1045	60	170R14	59	17518	144
16545	75	166R12	58	170R1445	61	175S	143
16546	75	166R1245	60	170R16	59	175SL	143
16548	75	166R14	58	170R1645	61	17612	145
1654K	80	166R1445	60	170R20	59	17618	145
1654L	81	166R16	58	170R2045	61	176E	143
165510	75	166R1645	60	170W	143	176EL	143
165512	75	166R8	58	170WH	143	17712	145
165516	75	166R845	60	170WK	143	17718	145
16556	75	1676	144	170WL	143	177GR	143
16558	75	1678	144	1716	144	177GRL	143
1655K	80	167H	142	1718	144	17816	145
1655L	81	167HL	142	171G	143	17818	145
165610	75	167R10	59	171GH	143	17822	145
165612	75	167R1045	61	171GK	143	178BR	143
165616	75	167R12	59	171GL	143	178BRL	143
16566	75	167R1245	61	171R10	59	179B	143
16568	75	167R14	59	171R1045	61	179BL	143
1656K	80	167R1445	61	171R12	59	17R	21
1656L	81	167R16	59	171R1245	61	1800	143
165710	75	167R1645	61	171R14	59	1800L	143
165712	75	167R8	59	171R1445	61	181R	67
165716	75	167R845	61	171R16	59	18201A	167
16576	75	1686	144	171R1645	61	18202	167
16578	75	1688	144	171R20	59	18203	167
1657K	80	168R10	59	171R2045	61	18203AZ	167
1657L	81	168R1045	61	1720	167	18251	167
165810	75	168R12	59	17210	144	18251A	167
165812	75	168R1245	61	17212	144	182R	67
165816	75	168R14	59	17218	144	1830	169
16588	75	168R1445	61	1726	144	18303	167
1658K	80	168R16	59	1728	144	18303AZ	167
1658L	81	168R1645	61	172R12	59	183R	67
165910	75	168T	142	172R1245	61	184R	67
165912	75	168TL	142	172R14	59	185B	29
165916	75	1696	144	172R1445	61	185B10	29
16598	75	1698	144	172R16	59	185B12	29
1659K	80	1690	142	172R1645	61	185B16	29
1659L	81	1690H	142	172R20	59	185R	67
165R10	58	1690K	142	172R2045	61	186R	67
165R1045	60	169R10	59	172RH	143	187R	67
165R12	58	169R1045	61	172RK	143	188R	67
165R1245	60	169R12	59	172RL	143	189R	67
165R14	58	169R1245	61	172RM	143	18R	21
165R1445	60	169R14	59	172RO	143	190R	67





Part No.	Page	Part No.	Page	Part No.	Page	Part No.	Page
191R	67	222R	97	270R10	94	2R12	14
192R	67	2230	169	270R12	95	2R5	14
193R	67	2235	169	270R16	95	2R6	14
19R	21	223R	97	270R20	95	2R8	14
1R10	14	224R	97	271R10	95	300B	29
1R12	14	2250	169	271R12	95	300B12	29
1R5	14	225R	97	271R16	95	300B16	29
1R6	14	226R	97	271R20	95	302R6	109
1R8	14	227R	97	2720	168	302R8	109
2010	171	228R	97	272R10	95	303R10	109
2020	171	229R	97	272R12	95	303R8	109
2025	171	22R	21	272R16	95	304R10	109
202R6	96	230R	97	272R20	95	304R8	109
202R8	96	231R	97	2730	168	305R10	109
2030	171	232R	97	273R12	95	305R12	109
2035	171	233R	97	273R16	95	306R10	109
203R10	96	234R	97	273R20	95	306R12	109
203R8	96	235R	97	274R12	95	307R10	109
2040	170	23R	21	274R16	95	307R12	110
2045	170	240B	29	274R20	95	308R10	110
204R10	96	240B12	29	2750	168	308R12	110
204R8	96	240B16	29	2755	169	308R16	110
205R10	96	243R	101	275R12	95	309R12	110
205R12	96	244R	101	275R16	95	309R16	110
2060	170	245R	101	275R20	95	30R	21
206R10	96	246R	101	2760	169	310R12	110
206R12	96	247R	101	2765	169	310R16	110
2070	170	248R	101	2770	170	310R20	110
2075	170	249R	101	2775	170	311R12	110
207R10	96	24R	21	2780	170	311R16	110
207R12	96	250R	101	2785	170	311R20	110
2080	170	251R	101	2790	170	312R12	110
2083	170	252R	101	27R	21	312R16	110
208R10	96	253R	101	284R16	100	312R20	110
208R12	96	25B	29	285R25	100	313R16	110
208R16	96	25B10	28	286R25	100	313R20	110
2090	170	25B12	28	286R35	100	314R16	110
209R12	96	25B6	28	287R25	100	314R20	110
209R16	96	25B8	28	287R35	100	31R	21
20R	21	25R	21	287R50	100	322R10	111
2100	170	263R10	94	288R25	100	322R16	111
2105	170	263R8	94	288R35	100	323R10	111
210R12	96	264R10	94	288R50	100	323R16	111
210R16	96	264R12	94	288R70	100	324R10	111
210R20	96	264R8	94	289R50	100	324R16	111
2115	170	265R10	94	289R70	100	324R25	111
211R12	96	265R12	94	289R95	100	324R35	111
211R16	96	265R8	94	28R	21	324R416	111
211R20	96	266R10	94	290R120	100	324R425	111
2123	171	266R12	94	290R70	100	324R50	111
212R12	96	266R8	94	290R95	100	325R16	111
212R16	96	267R10	94	291R120	100	325R25	111
212R20	96	267R12	94	291R150	100	325R35	111
213R16	96	267R8	94	292R120	100	325R50	111
213R20	96	268R10	94	292R150	100	325R616	111
2140	171	268R12	94	292R95	100	325R625	111
2145	171	268R16	94	295AD	102	325R635	111
214R16	96	269R10	94	296AD	102	326R16	111
214R20	96	269R12	94	297AD	102	326R25	111
21R	21	269R16	94	29R	21	326R35	111
2220	169	26R	21	2R10	14	326R50	111



Part No.	Page	Part No.	Page	Part No.	Page	Part No.	Page
327R120	112	35B8	28	415R	98	43R1045	19
327R16	111	363R10	108	416R	98	43R12	17
327R25	112	363R8	108	417R	98	43R1245	19
327R35	112	364R10	108	418R	98	43R5	17
327R50	112	364R12	108	419R	98	43R545	19
327R70	112	364R8	108	41R10	17	43R6	17
327R95	112	365R10	108	41R1045	19	43R645	19
328R120	112	365R12	108	41R12	17	43R8	17
328R16	112	365R8	108	41R1245	19	43R845	19
328R25	112	366R10	108	41R5	17	44R10	17
328R35	112	366R12	108	41R545	19	44R1045	19
328R50	112	366R8	108	41R6	17	44R12	17
328R70	112	367R10	108	41R645	19	44R1245	19
328R95	112	367R12	108	41R8	17	44R14	17
329R120	112	368R10	108	41R845	19	44R1445	19
329R35	112	368R12	108	420R	98	44R5	17
329R50	112	368R16	108	421R	98	44R545	19
329R70	112	3698	145	422R	98	44R6	17
329R95	112	369R12	108	423R	98	44R645	19
32R	21	369R16	108	424R	98	44R8	17
330R120	112	3708	145	425R25	99	44R845	19
330R150	112	370R12	108	426R35	99	455R	102
330R16	112	370R16	108	427R35	99	456R	102
330R25	112	370R20	108	427R50	99	457R	102
330R35	112	3718	145	428R50	99	458R	102
330R50	112	371R10	108	428R70	99	459R	102
330R70	112	371R12	108	429R70	99	45R10	17
330R95	112	371R16	108	429R95	99	45R1045	19
331R120	112	371R20	109	42R10	17	45R12	17
331R150	112	3720	168	42R1045	19	45R1245	19
331R185	112	3725	168	42R12	17	45R14	17
331R50	112	3728	145	42R1245	19	45R1445	19
331R70	112	372R10	109	42R5	17	45R16	17
331R95	112	372R12	109	42R545	19	45R1645	19
332R120	112	372R16	109	42R6	17	45R6	17
332R150	112	372R20	109	42R645	19	45R645	19
332R185	112	3735	168	42R8	17	45R8	17
332R240	112	3738	145	42R845	19	45R845	19
332R50	112	373R12	109	430R120	99	46910	141
332R70	112	373R16	109	430R70	99	4696	141
332R95	112	373R20	109	430R95	99	4698	141
333R120	112	374R12	109	431R120	99	46R10	18
333R150	112	380/+	146	431R150	99	46R1045	20
333R185	112	380/-	146	431R70	99	46R12	18
333R240	112	380/0 bis 9	146	431R95	99	46R1245	20
333R300	112	380/A bis Z	146	43210	146	46R14	18
33R	21	3R10	14	4328	146	46R1445	20
344R	113	3R12	14	432R120	99	46R16	18
345R	113	3R5	14	432R150	99	46R1645	20
346R	113	3R6	14	432R185	99	46R20	18
347R	113	3R8	14	43312	146	46R2045	20
348R	113	405R	98	4338	146	46R6	18
349R	113	406R	98	433R150	99	46R645	20
34R	21	407R	98	433R185	99	46R8	18
350R	113	408R	98	433R240	99	46R845	20
351R	113	409R	98	43410	146	47010	141
352R	113	410R	98	434R300	99	47012	141
353R	113	411R	98	43512	146	4706	141
35B	29	412R	98	43612	146	4708	141
35B10	28	413R	98	43712	146	47110	141
35B12	28	414R	98	43R10	17	47112	141



Part No.	Page	Part No.	Page	Part No.	Page	Part No.	Page
4716	141	49R14	18	50042386	418	50053051	429
4718	141	49R1445	20	50042408	418	50053078	429
47210	141	49R16	18	50042424	418	50054473	419
47212	141	49R1645	20	50042459	419	50054481	419
47218	141	49R20	18	50042467	419	50063626	419
4726	141	49R2045	20	50042475	419	50063634	419
4728	141	49R8	18	50042483	419	50065866	418
47312	141	49R845	20	50042491	419	50065874	418
47318	141	4R10	14	50042505	419	50067273	420
4738	141	4R12	14	50042513	419	50067281	420
47410	141	4R14	14	50042521	419	50067290	420
47412	141	4R5	14	50042564	419	50068920SET	454
47418	141	4R6	14	50042572	419	50069292	462
47512	141	4R8	14	50042580	419	50069497SET	460
47518	141	50000420	423	50042599	419	50069519	421
47612	141	50008722	565	50045989	421	50069527	421
47618	141	50008730	565	50045997	421	50069535	421
47712	142	50008749	565	50046012	421	50069543	421
47718	142	50016962	561	50046020	421	50069551	421
47816	142	50024086	418	50046039	421	50069560	421
47818	142	50024094	418	50046055	421	50069578	421
47822	142	50024337	418	50046071	421	50069586	421
47916	142	50024434	419	50046080	421	50069594	421
47918	142	50024450	419	50046098	421	50069608	421
47925	142	50031708	424	50046110	421	50069616	421
47R10	18	50031961	564	50046136	421	50069624	421
47R1045	20	50039865	418	50046144	421	50069632	421
47R12	18	50039903	418	50046381	425-428, 430	50069640	421
47R1245	20	50039911	418	50046527	419	50069659	421
47R14	18	50039989	418	50046535	419	50069667	421
47R1445	20	50039997	418	50046543	419	50069691	462
47R16	18	50040022	418	50046551	419	50069721	420
47R1645	20	50040030	418	50046799	423	50069780	419
47R20	18	50040103	418	50046853	419	50069845	467
47R2045	20	50040111	418, 420	50046861	419	50069853	467
47R6	18	50040138	419, 420	50047345	418	50069861	467
47R645	20	50040405	423	50047353	418	50069870	467
47R8	18	50040421	423	50047361	418	50069888	467
47R845	20	50040588	419	50052110	447	50069900	468
48020	142	50040596	419	50052128	479	50069969	418
48025	142	50040618	419, 420	50052144	481	50069977	419
48121	142	50040626	419	50052152	481	50070444	418
48225	142	50040634	419, 420	50052160	481	50075349	589
48327	142	50041754	419	50052241	479	50075357	583
48432	142	50041770	419	50052250	479	50075365	589
48R10	18	50041800	419	50052276	480	50075888	589
48R1045	20	50041835	419	50052284	480	50075926	600
48R12	18	50041878	419	50052292	480	50115286	480
48R1245	20	50041886	423	50052306	480	50115294	480
48R14	18	50042181	423	50052314	480	50115308	480
48R1445	20	50042238	418	50052322	480	50115316	480
48R16	18	50042246	418	50052330	480	50115324	480
48R1645	20	50042254	418	50052357	480	50115332	480
48R20	18	50042262	418	50052373	480	50115340	480
48R2045	20	50042297	418	50052381	480	50115359	480
48R8	18	50042300	418	50052446	425, 426, 428, 429	50115367	480
48R845	20	50042327	419	50052659	419	50115375	480
49R10	18	50042335	419	50052667	419	50115383	480
49R1045	20	50042343	419	50053027	429	50115391	480
49R12	18	50042351	418	50053035	429	50115413	411
49R1245	20	50042378	418	50053043	432	50115472	444



Part No.	Page	Part No.	Page	Part No.	Page	Part No.	Page
50115723	426	50244779	418	50306626	567	50320041	418, 420
50116304	468	50250973	444	50306642	567	50320068	418, 420
50116894v2	578	50253417	418	50306669	567	50320084	418, 420
50125630SET	461	50253425	418	50306685	567	50320114	419, 420
50125700	412	50253441	418	50307584	567	50323989SET	455
50132849	490	50253492	419	50308599	557	50328034SET	455
50153323	565	50253506	419	50310100	566	50339672	424
50159062	443	50253514	419	50310127	566	50341367	565
50159119	445	50253603	419	50310143	566	50341375	565
50176870	419	50253611	419	50310240	567	50341383	565
50176900	419	50253727	419	50310267	567	50342916	436
50176978	418	50253832	419	50310283	567	50342991	437
50177001	418	50254030	419	50310305	567	50343629	565
50183311	418	50254278	418	50310321	567	50344013	466
50186353	419	50254286	418	50311174	421	50344030	466
50188860	418	50265342	436	50311190	421	50344102	466
50188879	418	50273612	446	50311204	421	50344110	466
50188909	418	50273833	565	50311220	421	50344200	430
50188917	419	50273841	565	50311239	421	50344218	428
50188925	419	50273868	565	50311247	421	50344293	430
50189050	419	50273884	565	50311255	421	50344366	430
50189069	419	50273892	565	50311263	421	50344374	430
50190946	565	50273906	565	50311280	421	50344447	430
50191314	458	50281542	421	50311298	421	50347330	425-430
50191772	459	50281550	421	50311310	421	50351583	420
50191780	459	50281569	421	50311328	421	50351591	418, 420
50191799	459	50281577	421	50311336	421	50351605	420
50191802	459	50281585	421	50311352	421	50351613	419, 420
50191810	459	50281593	421	50313533	490	50351621	418, 420
50191829	459	50281607	421	50314823	567	50351630	420
50191837	459	50281615	421	50314831	567	50351648	418, 420
50191845	459	50281623	421	50314840	567	50351656	420
50199757	419	50281631	421	50317563	420	50351664	420
50199765	419	50281658	421	50317571	420	50351672	420
50199773	419	50281666	421	50317580	420	50351680	418, 420
50199781	419	50292099SET	460	50317598	420	50351699	420
50199803	419	50294512	424	50317601	420	50351770	420
50206672	418	50294520	424	50317610	420	50351788	420
50206680	418	50300083	466	50318721	424	50351796	420
50206702	418	50305581	566	50319620	420	50351800	420
50206710	418	50305603	566	50319639	420	50351818	420
50206737	418	50305620	566	50319647	420	50351826	420
50206761	419	50305646	566	50319655	420	50351923	418
50206788	419	50305662	566	50319663	420	50351931	418
50206796	419	50305689	566	50319671	420	50352075	568
50211153	418	50305700	566	50319698	420	50352083	568
50212141	419	50305727	566	50319701	420	50356119SET	452
50212168	419	50305743	566	50319710	420	50356143SET	453
50213164	418	50305760	566	50319736	420	50356151SET	452
50214896	419	50305786	566	50319752	420	50356160SET	453
50214918	419	50305808	566	50319760	420	50356178SET	454
50215191	419	50305824	566	50319787	420	50357468	561
50225634	418	50305840	566	50319892	420	50357476	561
50225642	418	50305867	566	50319906	420	50360183	466
50225650	418	50305883	566	50319914	420	50360205	466
50225669	419	50305905	566	50319930	420	50360221	466
50225677	419	50305921	566	50319957	420	50361716	420
50225685	419	50305948	566	50319965	420	50361724	420
50244590	418	50305964	566	50319981	420	50361732	419, 420
50244620	418	50306588	567	50320025	418	50362780	420
50244760	418	50306600	567	50320033	418, 420	50362798	418, 420





Part No.	Page	Part No.	Page	Part No.	Page	Part No.	Page
50362828	418	50600460	425	50602373	420	512RLD	66
50362844	420	50600478	425	50602381	427	51300430	418, 420
50364022	466	50600486	425	50602390	427	51320090	419, 420
50364146	466	50600494	425	50602420	427	513R	66
50364898	421	50600508	425	50602438	427	513RLD	66
50364901	421	50600516	425	50602462	420	514R	66
50365061	418	50600524	425	50602497	427	514RLD	66
50365088	420	50600532	425	50602500	427	51600790	428
50366904	448	50600540	425	50602586	425-429	51601020	429
50366912	449	50600559	425	50604660	605	51601030	429
50366920	447	50600567	425	50610045	426	51601050	429
50366939	448	50600575	425	50610076	426	51601060	429
50368826	418	50600583	425	50610106	426	51601080	429
50369105	418	50600591	425	50610137	426	51601090	429
50371541	462	50600605	425	50610281	425	51601110	429
50371550	462	50600613	425	50610809	428	51601160	432
50371568	462	50600621	425	50610830	428	51R10	18
50371576	462	50600630	425	50610861	428	51R1045	20
50377299	498	50600648	425	50610892	428	51R12	18
50381721	418, 419	50600656	425	50610922	428	51R1245	20
50383167	498	50600664	425	50610953	428	51R14	18
50385224	462	50600672	425	50611257	427	51R1445	20
50455753	550	50600680	425	50611264	427	51R16	18
50455770	549	50600699	425	506R	66	51R1645	20
504R	66	50600702	425	506RLD	66	51R20	18
504RLD	66	50600710	425	50766797	451	51R2045	20
505R	66	50600729	425	50766803	451	52020113	432
505RLD	66	50600737	425	50766919	480	52024541	608
50600010	426	50600745	425	50767640	426	52024556	608
50600028	426	50600753	425	50767657	426	52033579V2	586
50600036	426	50600761	425	507R	66	52033580	574
50600087	426	50600770	428	507RLD	66	52033816	431
50600095	426	50600788	428	508R	66	52033817	431
50600141	426	50600982	428	508RLD	66	52033818	431
50600150	426	50601016	429	509R	66	52033819	431
50600168	426	50601040	429	509RLD	66	52033820	431
50600176	426	50601075	429	50B	29	52033831	431
50600184	426	50601105	429	50B10	28	52033832	431
50600192	426	50601121	429	50B12	28	52033843	437
50600206	426	50601130	432	50B8	28	52034233	454
50600214	426	50601148	424	50R10	18	52041709	560
50600230	426	50601156	432	50R1045	20	52041741	560
50600249	426	50601172	432	50R12	18	52041743	560
50600257	425	50601180	432	50R1245	20	52041745	560
50600265	425	50601202	425, 426, 429	50R14	18	52041746	560
50600273	425	50601271	427	50R1445	20	52041747	560
50600303	425	50601652	425-429	50R16	18	52041748	561
50600311	425	50601660	432	50R1645	20	52041749	561
50600320	425	50601679	424	50R20	18	52041750	560
50600338	425	50601687	426	50R8	18	52041751	560
50600346	425	50601695	426	50R845	20	52041752	561
50600354	425	50601709	426	51040060	418	52041753	561
50600362	425	50601717	426	51040080	418	52045040	419, 420
50600370	425	50601733	426	51069720	418	52045296	425
50600389	425	50601741	426	51069740	419	52045297	425
50600397	425	50601768	426	510R	66	52045298	425
50600400	425	50601776	426	510RLD	66	52045300	425
50600419	425	50601784	426	51147220	418, 420	52046100	426, 431
50600427	425	50601792	426	511R	66	52046101	426, 431
50600435	425	50602349	426	511RLD	66	52047801V2	578
50600451	425	50602357	425, 426	512R	66	52047802V2	579



Part No.	Page	Part No.	Page	Part No.	Page	Part No.	Page
52047803V2	580	52055381	568	52057758	459	52074600	558
52047805V2	581	52055382	568	52057760	459	52074650	558
52047806V2	581	52055383	564	52057761	459	523R	65
52047817	422	52055384	564	52057762	459	524R	65
52047818	422	52055385	557	52057763	459	525R	65
52047869	604	52055386	557	52057764	459	526R	65
52047947	582	52055389	558	52057765	459	527R	65
52047948	583	52055390	558	52057766	459	528R	65
52049407	575	52055391	558	52057767	459	529R	65
52049408	575	52055392	558	52057768	459	52R10	18
52055270	556	52055423	426	52057769	459	52R1045	20
52055271	556	52055431	422	52057770	459	52R12	18
52055272	556	52055432	422	52057771	459	52R1245	20
52055273	556	52055433	422	52057773	459	52R14	18
52055274	556	52055434	422	52057774	459	52R1445	20
52055275	556	52055435	422	52057775	459	52R16	18
52055276	556	52055436	422	52057776	459	52R1645	20
52055277	556	52055437	422	52057777	459	52R20	18
52055278	556	52055438	422	52057778	459	52R2045	20
52055279	556	52055439	422	52057779	459	530R	65
52055280	556	52055439SET	449	52057780	462	531R	65
52055281	556	52055440	422	52057781	462	532R	65
52055282	557	52055440SET	450	52057782	462	533R	65
52055283	557	52055684	411	52057801	459	534R	65
52055284	557	52056268V2	582	52057802	459	535R	65
52055285	557	52057722	458	52057803	459	536R	65
52055286	557	52057723	458	52057804	459	53R12	18
52055287	557	52057724	458	52057805	459	53R1245	20
52055292	556	52057725	458	52058591	431	53R14	18
52055293	556	52057726	458	52058592	431	53R1445	20
52055294	556	52057727	458	52059292SET	460	53R16	18
52055295	556	52057728	458	52059293SET	460	53R1645	20
52055296	556	52057729	458	52059294SET	460	53R20	18
52055298	559	52057730	458	52059295SET	460	53R2045	20
52055299	559	52057731	458	52059364	600	54R12	18
52055300	559	52057732	458	52059365	600	54R1245	20
52055313	562	52057733	458	52063422	574	54R14	18
52055315	562	52057734	458	52065998	422	54R1445	20
52055316	562	52057735	458	52065999	422	54R16	18
52055325	562	52057736	458	52066001	422	54R1645	20
52055326	562	52057737	458	52066002	422	54R20	18
52055327	562	52057738	458	52066021	422	54R2045	20
52055328	562	52057739	458	52066022	422	551R	119
52055337	562	52057740	458	52066023	422	552R	119
52055338	562	52057741	458	52066024	422	553R	119
52055339	562	52057742	458	52066025	422	554R	119
52055340	562	52057743	458	52066026	422	555R	119
52055341	562	52057744	458	52066027	422	556R	119
52055347	562	52057745	458	52066028	422	557R	119
52055348	562	52057746	458	52066029	422	558R	119
52055349	562	52057747	458	52066030	422	559R	119
52055350	562	52057748	458	52066031	422	560R	119
52055351	562	52057749	458	52066032	422	561R	119
52055352	562	52057750	458	52066033	422	562R	119
52055359	562	52057751	458	52066034	422	563R	119
52055360	562	52057752	458	52066372	588	567-4	596
52055361	562	52057753	458	52066374	588	567-6	596
52055362	562	52057754	459	52066376	587	56C4	51
52055378	568	52057755	459	52066378	587	56C5	51
52055379	568	52057756	459	52066379	586	56N4	50
52055380	568	52057757	459	52067352	604	56N5	50





Technical Appendix

Alphanumeric Index

Part No.	Page	Part No.	Page	Part No.	Page	Part No.	Page
572R6	118	604R12	25	620C5	157	65516	76
573R6	118	604R14	25	620C6	157	6556	76
573R8	118	604R5	25	622R	27	6558	76
574R8	118	604R6	25	623R	27	65610	76
575R8	118	604R8	25	624R	27	65612	76
57C4	51	605R10	25	625R	27	65616	76
57C5	51	605R12	25	626R	27	6566	76
57C6	51	605R14	25	627R	27	6568	76
57N4	50	605R16	25	628R	27	65710	77
57N5	50	605R6	25	62N6	50	65712	77
57N6	50	605R8	25	62N8	50	65716	77
584R10	118	606R10	26	62R	52	6576	77
584R8	118	606R12	26	63010	156	6578	77
585R10	118	606R14	26	6303	156	65810	77
585R12	118	606R16	26	63035	156	65812	77
585R8	118	606R20	26	6304	156	65816	77
586R10	118	606R6	26	6305	156	65910	77
586R12	118	606R8	26	6306	156	65912	77
587R10	118	607R10	26	6308	156	65916	77
587R12	118	607R12	26	630C3	157	65N10	50
588R10	118	607R14	26	630C35	157	65N12	50
588R12	118	607R16	26	630C4	157	65R	52
589R10	118	607R20	26	630C5	157	66010	77
589R12	118	607R6	26	630C6	157	66012	77
589R16	118	607R8	26	63N10	50	66016	77
58C4	51	608R10	26	63N8	50	669	165
58C5	51	608R12	26	63R	52	66R	52
58C6	51	608R14	26	64N10	50	670	165
58N4	50	608R16	26	64N12	50	670WS	165
58N5	50	608R20	26	64R	52	680	165
58N6	50	608R8	26	65010	156	680WS	165
590R10	118	609R10	26	6504	156	695V	138
590R12	118	609R12	26	6505	156	697V	138
590R16	118	609R16	26	6506	156	6B	29
590R20	118	609R8	26	6508	156	6B10	28
59294520	421	60C5	51	650C10	157	6B5	28
592R12	118	60C6	51	650C4	157	6B6	28
592R16	118	60C8	51	650C5	157	6B8	28
592R20	118	60N5	50	650C6	157	6R10	15
59C5	51	60N6	50	650C8	157	6R12	15
59C6	51	60N8	50	65210	76	6R14	15
59N5	50	6192	156	65212	76	6R16	15
59N6	50	61925	156	6525	76	6R20	15
5R10	14	6193	156	6526	76	6R6	15
5R12	14	61935	156	6528	76	6R8	15
5R14	14	6194	156	652C5	80	6SG10	16
5R16	14	6195	156	652C6	80	6SG6	16
5R6	14	619C3	157	65310	76	6SG8	16
5R8	14	61N6	50	65312	76	700	165
5SG6	16	61N8	50	6535	76	700WS	165
602R10	25	62010	156	6536	76	702F10	33
602R12	25	62025	156	6538	76	702F12	33
602R5	25	6203	156	653C6	80	702F5	33
602R6	25	62035	156	65410	76	702F6	33
602R8	25	6204	156	65412	76	702F8	33
603R10	25	6205	156	65416	76	703F10	33
603R12	25	6206	156	6545	76	703F12	33
603R5	25	6208	156	6546	76	703F5	33
603R6	25	620C3	157	6548	76	703F6	33
603R8	25	620C35	157	65510	76	703F8	33
604R10	25	620C4	157	65512	76	704	158



Part No.	Page	Part No.	Page	Part No.	Page	Part No.	Page
704F10	33	713F14	34	743F10	35	7612V	139
704F12	33	713F16	34	743F12	35	7615V	139
704F5	33	713F20	34	743F5	35	7618V	139
704F6	33	715	158	743F6	35	7620V	139
704F8	33	716V	138	743F8	35	7625V	139
705	158	718V	138	744F10	35	769	166
705F10	33	71S10V	138	744F12	35	770	166
705F12	33	71S6V	138	744F5	35	7712V	139
705F14	33	71S8V	138	744F6	35	7715V	139
705F6	33	720	161	744F8	35	7718V	139
705F8	33	7208	161	745F10	35	7720V	139
705K	158	720AZ	162	745F12	35	7725V	139
705V	138	720BZ	162	745F14	35	7732V	139
706F10	33	720V	163	745F6	35	775	172
706F12	33	7210V	138	745F8	35	780	166
706F14	33	7212V	138	746F10	35	7812V	139
706F16	33	7215V	138	746F12	35	7815V	139
706F6	33	7218V	138	746F14	35	7818V	139
706F8	33	7220V	138	746F16	35	7820V	139
707F10	34	722F	37	746F6	35	7825V	139
707F12	34	723F	37	746F8	35	7828V	139
707F14	34	724F	37	747F10	36	7832V	139
707F16	34	725	172	747F12	36	790	166
707F8	34	725F	37	747F14	36	7912V	139
707V	138	726F	37	747F16	36	7915V	139
708F10	34	726V	138	747F8	36	7918V	139
708F12	34	727F	37	748F10	36	7920V	139
708F14	34	727V	138	748F12	36	7922V	139
708F16	34	728F	37	748F14	36	7925V	139
708F8	34	728V	138	748F16	36	7930V	139
709F10	34	729F	37	748F8	36	7932V	139
709F12	34	72S10V	138	748V	139	79R	49
709F14	34	72S12V	138	749F10	36	79V4	48
709F16	34	72S15V	138	749F12	36	79V5	48
709F20	34	72S6V	138	749F14	36	7R10	15
70B	29	72S8V	138	749F16	36	7R12	15
70B10	28	730	161	749F20	36	7R14	15
70B12	28	7308	161	749V	139	7R16	15
70B16	28	730AZ	162	750	161	7R20	15
70B8	28	730BZ	162	7509	161	7R6	15
710	158	730F	37	750AZ	162	7R8	15
710F10	34	730V	163	750BZ	162	7SG10	16
710F12	34	7310V	138	750F10	36	7SG12	16
710F14	34	7312V	138	750F12	36	7SG6	16
710F16	34	7315V	138	750F14	36	7SG8	16
710F20	34	7318V	138	750F16	36	8001	172
710K	158	731F	37	750F20	36	80012	172
710L	158	7320V	138	750V	163	8002	172
7110V	138	735	172	7510V	139	8011	173
7112V	138	737V	138	7512V	139	80112	173
7115V	138	738V	138	7515V	139	8012	173
711F12	34	7410V	139	7518V	139	8018V	139
711F14	34	7412V	139	751F12	36	8022V	139
711F16	34	7415V	139	751F14	36	8025V	139
711F20	34	7418V	139	751F16	36	8030V	139
712F10	34	7420V	139	751F20	36	80318721	418, 419
712F12	34	742F10	35	7520V	139	8032V	139
712F14	34	742F12	35	7525V	139	8051	172
712F16	34	742F5	35	752F16	36	80512	172
712F20	34	742F6	35	755	172	8052	172
713F12	34	742F8	35	7610V	139	80R	49





Technical Appendix

Alphanumeric Index

Part No.	Page	Part No.	Page	Part No.	Page	Part No.	Page
80V4	48	8438V	140	91C4	13	9SG6	16
80V5	48	8440V	140	91C5	13	9SG8	16
80V6	48	84R	49	91R3	12	A10	339
8101	172	84V6	48	91R4	12	A150	339
81012	172	84V8	48	91R5	12	A1625	339
8102	172	850	164	920	159	A185	339
8122V	140	8502B	164	920V	160	A2210	344
8125V	140	8502V	163	92C3	13	A22150	344
8130V	140	8503	161	92C4	13	A221625	344
8132V	140	8503B	164	92C5	13	A22185	344
8151	173	8503V	163	92C6	13	A22240	344
81512	173	8532V	140	92R3	12	A22300	344
816	174	8540V	140	92R4	12	A2235	344
817	174	85R	49	92R5	12	A2250	344
81R	49	85V6	48	92R6	12	A2270	344
81V4	48	85V8	48	930	159	A2295120	344
81V5	48	8634V	140	93C3	13	A22SET	344
81V6	48	8640V	140	93C4	13	A300	146
820	164	8678	147	93C5	13	A35	339
8201	161	8688	147	93C6	13	A50	339
8201A	161	8698	147	93R3	12	A70	339
8201AV	163	86R	49	93R4	12	A95120	339
8201B	164	86V10	48	93R5	12	AD22120	344
8201C	164	86V12	48	93R6	12	AD22150185	344
8201V	163	86V6	48	93R8	12	AD2225	344
8202	161	86V8	48	94C4	13	AD2235	344
8202B	164	87010	147	94C5	13	AD2250	344
8202V	163	8708	147	94C6	13	AD2270	344
8203	161	87110	147	94C8	13	AD2295	344
8203B	164	8718	147	94R4	12	AD25	339
8203V	163	87212	147	94R5	12	AD35	339
8225V	140	8728	147	94R6	12	AD50	339
8230V	140	87310	147	94R8	12	AD70	339
8232V	140	87313	147	950	159	AD95	339
8234V	140	87412	147	950V	160	AE10	340
82R	49	87514	147	95B	29	AE16	340
82V5	48	87614	147	95B10	28	AE2210	346
82V6	48	87714	147	95B12	28	AE22120	346
82V8	48	87R	49	95B16	28	AE22150	346
830	164	87V10	48	95C4	13	AE2216	346
8301	161	87V12	48	95C5	13	AE22185	346
8301A	161	87V16	48	95C6	13	AE22240	346
8301AV	163	87V8	48	95C8	13	AE2225	346
8301V	163	88R	49	95R4	12	AE2235	346
8302	161	88V10	48	95R5	12	AE2250	346
8302B	164	88V12	48	95R6	12	AE2270	346
8302V	163	88V8	48	95R8	12	AE2295	346
8303	161	8R10	15	96C5	13	AE25	340
8303B	164	8R12	15	96C6	13	AE35	340
8303V	163	8R14	15	96C8	13	AE50	340
8330V	140	8R16	15	97C5	13	AE501	326
8332V	140	8R20	15	97C6	13	AE502	326
8334V	140	8R8	15	97C8	13	AE503	326
8338V	140	8SG10	16	9R10	15	AE70	340
8340V	140	8SG12	16	9R12	15	AE95	340
83R	49	8SG6	16	9R14	15	AES10	340
83V5	48	8SG8	16	9R16	15	AES16	340
83V6	48	90500113	429	9R20	15	AES2210	346
83V8	48	90508068	497	9R8	15	AES22120	346
8432V	140	90510593	497	9SG10	16	AES22150	346
8434V	140	91C3	13	9SG12	16	AES2216	346



Part No.	Page	Part No.	Page	Part No.	Page	Part No.	Page
AES22185	346	C35	339	EHP3	487	ESG55CFB	387
AES22240	346	C50	339	EHP4115	488	ESG55CFM	387
AES2225	346	CK16	122	EHP4230	488	ESG85CFB	389
AES2235	346	CK25	122	EK12032CFB	280	ESG85CFM	389
AES2250	346	CK35	122	EK12032CFM	280	ESGM45CFB	383
AES2270	346	CK50	122	EK12042CFB	282	ESGM45CFM	383
AES2295	346	CK70	122	EK12042CFM	282	ESM50CFB	385
AES25	340	CK95	122	EK120IDCFB	279	ESM50CFM	385
AES35	340	CR501	327	EK120IDCFM	279	ESSG105L	408
AES50	340	CR502	327	EK120UCFB	284	ESSG665I	408
AES70	340	CR503	327	EK120UCFM	284	ESSGG85L	408
AES95	340	CR504	327	EK120UNVCFB	477	F10	337
AH120120	123	CR505	327	EK120UNVCFM	477	F16	337
AH7070	123	CS1022	114	EK135FTCFB	286	F2210	342
AH9595	123	CS1228	114	EK135FTCFM	286	F2216	342
AHP700L	489	CS1428	114	EK1550ML	258	F2225	342
AS105FHP	405	CS1635	114	EK354CFB	266	F2235	342
AS120FHP	405	CS630	114	EK354CFM	266	F2250	342
AS65FHP	404	CS818	114	EK354ML	262	F2270	342
ASSG105L	409	D10	338	EK5018CFB	270	F25	337
ASSG120SL	409	D120	338	EK5018CFM	270	F35	337
ASSG65L	409	D150	338	EK505CFB	268	F50	337
ASSGG105L	409	D16	338	EK505CFM	268	FHP2	485
ASSGG85L	409	D185	338	EK50ML	254	FTA1	496
AST22120	345	D2210	343	EK6022CFB	274	FTA4	496
AST2225	345	D22120	343	EK6022CFM	274	GR1698	144
AST2235	345	D22150	343	EK60UNVCFB	476	GR1690	142
AST2250	345	D2216	343	EK60UNVCFM	476	GR1708	144
AST2270	345	D22185	343	EK60VPCFB	276	GR170W	143
AST2295	345	D22240	343	EK60VPCFM	276	GR1718	144
B2210	342	D2225	343	EK60VPFTCFB	277	GR171G	143
B22120	342	D22300	343	EK60VPFTCFM	277	GR1728	144
B22150	342	D2235	343	EKM6022CFB	272	GR172RO	143
B2216	342	D2250	343	EKM6022CFM	272	GR1738	144
B22185	342	D226	343	EKM60IDCFB	278	GR173B	143
B22240	342	D2270	343	EKM60IDCFM	278	GR4698	141
B2225	342	D2295	343	EKM60UNVCFB	475	GR4698D0	184
B22300	342	D22SET	343	EKM60UNVCFM	475	GR4708	141
B2235	342	D25	338	EKP1ML	260	GR4708D0	184
B2250	342	D35	338	ES105CFB	392	GR4718	141
B226	342	D50	338	ES20CFB	379	GR4718D0	184
B2270	342	D505	326	ES20CFM	379	GR4728	141
B2295	342	D6	338	ES20ML	372	GR4728D0	185
B22SET	342	D70	338	ES32CFB	381	GR4738	141
BAG9698	149	D95	338	ES32CFM	381	GR4738D0	185
BAG9708	149	DNAW3	550	ES32FCFB	382	H2270	345
BAG9718	149	DNK742	239	ES32FCFM	382	HA1310	350
BAG9728	149	DNP2	499	ES32FML	373	HA13150	350
BAG9738	149	DP2250	343	ES32ML	373	HA131625	350
BAK9698	148	DP2270	343	ES65CFB	388	HA13185	350
BAK9708	148	DVI-500K02	592	ES65CFM	388	HA13240	350
BAK9718	148	DVI100T50K02	592	ES85CFB	390	HA13300	350
BAK9728	148	DVM-80UVM/K65	592	ES85CFM	390	HA1335	350
BAK9738	148	EBS12CFB	378	ESG105CFB	391	HA1350	350
BNC501	327	EBS12CFM	378	ESG105CFM	391	HA1370	350
C16	339	EBS12ML	371	ESG25CFB	380	HA1395120	350
C2216	345	EBS6LGKS	376	ESG25CFM	380	HA15400	352
C2225	345	EBS8CFB	377	ESG45CFB	384	HA15500	352
C2235	345	EBS8CFM	377	ESG45CFM	384	HA2510	355
C2250	345	EBS8ML	371	ESG50CFB	386	HA25150	355
C25	339	EHP2380	486	ESG50CFM	386	HA251625	355



Part No.	Page	Part No.	Page	Part No.	Page	Part No.	Page
HA25185	355	HAE1370	351	HAST1335	350	HD15625	352
HA25240	355	HAE1395	351	HAST1350	350	HD25120	354
HA25300	355	HAE25120	357	HAST1370	350	HD25150	354
HA2535	355	HAE25150	357	HAST1395	350	HD2516	354
HA25400	355	HAE25185	357	HAST25120	356	HD25185	354
HA2550	355	HAE25240	357	HAST2525	356	HD25240	354
HA25500	355	HAE2525	357	HAST2535	356	HD2525	354
HA2570	355	HAE2535	357	HAST2550	356	HD25300	354
HA2595120	355	HAE2550	357	HAST2570	356	HD2535	354
HA410	331	HAE2570	357	HAST2595	356	HD25400	354
HA41625	331	HAE2595	357	HB410	329	HD2550	354
HA435	331	HAE410	332	HB4120	329	HD25500	354
HA450	331	HAE416	332	HB4150	329	HD25625	354
HA45150	358	HAE425	332	HB416	329	HD2570	354
HA45185	358	HAE435	332	HB425	329	HD2595	354
HA45240	358	HAE450	332	HB435	329	HD410	330
HA45300	358	HAE510	336	HB450	329	HD4120	330
HA45400	358	HAE516	336	HB46	329	HD416	330
HA45500	358	HAE525	336	HB470	329	HD425	330
HA470	331	HAE535	336	HB495	329	HD435	330
HA510	335	HAE550	336	HB4SET	329	HD450	330
HA5150	335	HAE570	336	HB51050	333	HD451000	358
HA51625	335	HAE595	336	HB5120	333	HD45120	358
HA535	335	HAES13120	351	HB5150	333	HD45150	358
HA550	335	HAES13150	351	HB51670	333	HD45185	358
HA570	335	HAES13185	351	HB5185	333	HD45240	358
HA595120	335	HAES13240	351	HB52595	333	HD45300	358
HAD13120	350	HAES1325	351	HB5635	333	HD45400	358
HAD13150185	350	HAES1335	351	HB5SET	334	HD45500	358
HAD1325	350	HAES1350	351	HC1316	351	HD45625	358
HAD1335	350	HAES1370	351	HC1325	351	HD45800	358
HAD1350	350	HAES1395	351	HC1335	351	HD46	330
HAD1370	350	HAES25120	357	HC1350	351	HD470	330
HAD1395	350	HAES25150	357	HC1370	351	HD495	330
HAD25120	355	HAES25185	357	HC2516	356	HD4SET	330
HAD25150185	355	HAES25240	357	HC2525	356	HD51050	334
HAD25240	355	HAES2525	357	HC2535	356	HD5120	334
HAD2525	355	HAES2535	357	HC2550	356	HD5150	334
HAD25300	355	HAES2550	357	HC2570	356	HD51670	334
HAD2535	355	HAES2570	357	HC2595	356	HD5185	334
HAD2550	355	HAES2595	357	HC416	331	HD52595	334
HAD2570	355	HAES410	332	HC425	331	HD5635	334
HAD2595	355	HAES416	332	HC516	335	HD5SET	334
HAD425	331	HAES425	332	HC525	335	HDP1350	348
HAD435	331	HAES435	332	HC535	335	HDP1370	348
HAD450	331	HAES450	332	HD1001000	359	HDP1395	348
HAD45150185	358	HAES510	336	HD100625	359	HDP25120	354
HAD45240	358	HAES516	336	HD100800	359	HDP2550	354
HAD45300	358	HAES525	336	HD13120	348	HDP2570	354
HAD525	335	HAES535	336	HD13150	348	HDP2595	354
HAD535	335	HAES550	336	HD1316	348	HF13120	348
HAD550	335	HAES570	336	HD13185	348	HF13150	348
HAD570	335	HAES595	336	HD13240	348	HF1316	348
HAD595	335	HAH13120	351	HD1325	348	HF1325	348
HAE13120	351	HAH1370	351	HD13300	348	HF1335	348
HAE13150	351	HAH1395	351	HD1335	348	HF1350	348
HAE13185	351	HAH25120	356	HD1350	348	HF1370	348
HAE13240	351	HAH2570	356	HD1370	348	HF1395	348
HAE1325	351	HAH2595	356	HD1395	348	HF25120	354
HAE1335	351	HAST13120	350	HD15400	352	HF25150	354
HAE1350	351	HAST1325	350	HD15500	352	HF2516	354



Part No.	Page	Part No.	Page	Part No.	Page	Part No.	Page
HF25185	354	HISQ2550	355	HQ410	330	HRU133525	349
HF25240	354	HISQ2570	355	HQ416	330	HRU135035	349
HF2525	354	HISQ2595	355	HQ425	330	HRU137050	349
HF25300	354	HISQ410	330	HQ435	330	HRU139570	349
HF2535	354	HISQ416	330	HQ510	334	HRU2510	355
HF2550	354	HK12030	298	HQ516	334	HRU2512095	355
HF2570	354	HK12042	300	HQ525	334	HRU25150120	355
HF2595	354	HK120U	302	HQ535	334	HRU2516	355
HF410	329	HK122EL380	322	HQ550	334	HRU25185150	355
HF416	329	HK252	320	HR13120	347	HRU25240185	355
HF425	329	HK252EL380	323	HR13150	347	HRU25300240	355
HF435	329	HK45	321	HR1316	347	HRU25300SM	355
HF510	334	HK6018	292	HR13185	347	HRU253525	355
HF516	334	HK6022	294	HR13240	347	HRU255035	355
HF525	334	HK60UNV	473	HR1325	347	HRU257050	355
HF535	334	HK60VP	296	HR13300	347	HRU259570	355
HF550	334	HK60VPFT	297	HR1335	347	HRU410	331
HIS1310	347	HL15500	352	HR13400	347	HRU412095	331
HIS13120	347	HL15630	352	HR1350	347	HRU4150120	331
HIS13150	347	HM4154	329	HR1370	347	HRU416	331
HIS1316	347	HM416	329	HR1395	347	HRU43525	331
HIS1325	347	HM4610	329	HR25120	353	HRU45035	331
HIS1335	347	HMC1310	351	HR25150	353	HRU47050	331
HIS1350	347	HMC1335	351	HR2516	353	HRU49570	331
HIS1370	347	HMC1350	351	HR25185	353	HRU510	335
HIS1395	347	HMC1370	351	HR25240	353	HRU512095	335
HIS2510	353	HMC25120	356	HR2525	353	HRU5150120	335
HIS25120	353	HMC25150	356	HR25300	353	HRU516	335
HIS25150	353	HMC25185	356	HR2535	353	HRU5185150	335
HIS2516	353	HMC2535	356	HR25400	353	HRU5240185	335
HIS2525	353	HMC2550	356	HR2550	353	HRU5300240	335
HIS2535	353	HMC2570	356	HR2570	353	HRU53525	335
HIS2550	353	HMC2595	356	HR2595	353	HRU55035	335
HIS2570	353	HMC410	331	HR410	328	HRU57050	335
HIS2595	353	HMC435	331	HR4120	328	HRU59570	335
HIS410	328	HMC44	331	HR4150	328	HS210	497
HIS416	328	HN1370	348	HR416	328	HS22	497
HIS425	328	HN1395	348	HR425	328	HS23	497
HIS435	328	HN4051	329	HR435	328	HS24	497
HIS450	328	HN410	329	HR450	328	HS25	497
HIS470	328	HN41525	329	HR46	328	HS26	497
HIS510	333	HN416	329	HR470	328	HS28	497
HIS516	333	HN446	329	HR495	328	HSG45	397
HIS525	333	HQ13120	349	HR4SET	328	HSG50	397
HIS535	333	HQ13150	349	HR51050	333	HSG55	398
HIS550	333	HQ1316	349	HR5120	333	HSG852	398
HIS570	333	HQ1325	349	HR5150	333	HSOEL10	497
HIS595	333	HQ1335	349	HR51670	333	HSOEL2	497
HISQ1310	349	HQ1350	349	HR5185	333	HSOEL3	497
HISQ1316	349	HQ1370	349	HR5240	333	HSOEL4	497
HISQ1325	349	HQ1395	349	HR52595	333	HSOEL5	497
HISQ1335	349	HQ25120	354	HR5635	333	HSOEL6	497
HISQ1350	349	HQ25150	354	HR5SET	333	HSOEL8	497
HISQ1370	349	HQ2516	354	HRU1310	349	HST131215	350
HISQ1395	349	HQ25185	354	HRU1312095	349	HST1320	350
HISQ2510	355	HQ25240	354	HRU13150120	349	HST1346	350
HISQ25120	355	HQ2525	354	HRU1316	349	HST138	350
HISQ25150	355	HQ2535	354	HRU13185150	349	HST251215	356
HISQ2516	355	HQ2550	354	HRU13240185	349	HST2520	356
HISQ2525	355	HQ2570	354	HRU13300240	349	HST2546	356
HISQ2535	355	HQ2595	354	HRU13300SM	349	HST258	356





Part No.	Page	Part No.	Page	Part No.	Page	Part No.	Page
HTA4	499	K06BC	236	K511	239	KL1000IS38NM27	518
HV-220	596	K06D	237	K512	239	KL1000IS38NM50	518
HV-235	596	K06DSP	237	K572	224	KL10010030IS	508
HVA-2000	595	K06SP	236	K582	224	KL10010035IS	508
HZAE410	332	K07	232	K592	225	KL10010035ISLIM	509
HZAE416	332	K07SP	232	K5SP	231	KL10010040IS	508
HZAE44	332	K09	238	K6	232	KL10010040ISLIM	509
HZAE46	332	K09BC	237	K60	223	KL10012555IS	508
HZAE510	336	K09D	238	K610	516	KL10012555ISLIM	509
HZAE516	336	K09DSP	238	K63	226	KL10012565ISLIM	509
HZAE54	336	K09SP	238	K64	227	KL10015065IS	508
HZAE56	336	K1	212	K65	226	KL10017580IS	508
HZAES410	332	K100	364	K67	225	KL1007525IS	508
HZAES416	332	K1011	367	K6SP	232	KL1100IS10	517
HZAES44	332	K1012	369	K7	233	KL1100IS11	517
HZAES46	332	K102	364	K7SP	233	KL1100IS12	517
HZAES510	336	K1031	365	K8	233	KL1100IS13	517
HZAES516	336	K1041	366	K80	221	KL1100IS17	517
HZAES54	336	K1051	368	K81	222	KL1100IS19	517
HZAES56	336	K1061	365	K82A	222	KL1100IS22	517
IS10	337	K1062	365	K8SP	233	KL1100IS6	517
IS16	337	K118	364	K93	228	KL1100IS7	517
IS2210	341	K130	366	K94	228	KL1100IS8	517
IS22120	341	K150	367	K95	230	KL110PH1IS	508
IS22150	341	K16	223	KF125	123	KL110PH1ISLIM	509
IS2216	341	K18	248	KKPE	195	KL110PH2IS	508
IS2225	341	K2	229	KKPEH25	195	KL110PH2ISLIM	509
IS2235	341	K2011	368	KL010160IS	504	KL110PH3IS	508
IS2250	341	K22	250	KL010210IS	504	KL1200IS1255	520
IS2270	341	K230	366	KL020165IS	504	KL1200IS3855	520
IS2295	341	K25	230	KL020180IS	504	KL120PZ1IS	508
IS25	337	K250	367	KL020205IS	504	KL120PZ1ISLIM	509
IS35	337	K271	218	KL026205IS	504	KL120PZ2IS	508
IS50	337	K272	219	KL040115EL	525	KL120PZ2ISLIM	509
IS501	327	K28	219	KL040115ELW	525	KL120PZ3IS	508
IS503	327	K29	220	KL040128EL	525	KL1210IS12PH2	521
IS504	327	K3	211	KL040128ELH	525	KL1210IS38PH2	521
IS505	327	K3014K	218	KL040145IS	505	KL1230IS12PM1	520
IS5072	327	K303	217	KL040160IS	505	KL1230IS12PM2	520
IS70	337	K304K	217	KL040180IS	505	KL1230IS12PM3	520
IS95	337	K306K	217	KL042190IS	505	KL1230IS38PM1	520
ISQ10	338	K32	213	KL044200IS	505	KL1230IS38PM2	520
ISQ16	338	K34	214	KL045180IS	505	KL1230IS38PM3	520
ISQ2210	343	K35	211	KL045240IS	505	KL1240IS1210	519
ISQ2216	343	K354	246	KL046200IS	506	KL1240IS1211	519
ISQ2225	343	K36	213	KL050115EL	525	KL1240IS1212	519
ISQ2235	343	K37	214	KL050205IS	506	KL1240IS1213	519
ISQ2250	343	K382	215	KL055205IS	506	KL1240IS1214	519
ISQ2270	343	K38ERGO	216	KL060160IS	507	KL1240IS1216	519
ISQ25	338	K38ERGOSET	216	KL070250G	524	KL1240IS1217	519
ISQ35	338	K39	215	KL070250IS	507	KL1240IS1219	519
ISQ50	338	K4	210	KL072180G	524	KL1240IS1222	519
IT-4220P	595	K400	547	KL072250G	524	KL1240IS1224	519
K02	229	K432	545	KL072300G	524	KL1240IS1227	519
K04	234	K43290	545	KL078250G	524	KL1240IS3810	519
K05	235	K433	545	KL1000IS12	518	KL1240IS3811	519
K05BC	234	K46	210	KL1000IS12NM25	518	KL1240IS3812	519
K05D	235	K48	212	KL1000IS12NM27	518	KL1240IS3813	519
K05DSP	235	K5	231	KL1000IS12NM50	518	KL1240IS3814	519
K05SP	235	K50	244	KL1000IS38	518	KL1240IS3817	519
K06	236	K507	243	KL1000IS38NM25	518	KL1240IS3819	519



Part No.	Page	Part No.	Page	Part No.	Page	Part No.	Page
KL1260IS12I4	520	KL315	528	KL60509	515	LBOXX230B	203
KL1260IS12I5	520	KL330	531	KL60510	515	LBOXX50B	201
KL1260IS12I6	520	KL331	531	KL60511	515	LBOXX65B	200
KL1260IS12I8	520	KL335	531	KL605U	515	LBOXX65BCB	202
KL1260IS38I4	520	KL340	531	KL620S1000	514	LBOXXEK354CFB	205
KL1260IS38I5	520	KL350	526	KL625A1000	515	LBOXXEK354CFM	205
KL1260IS38I6	520	KL361	528	KL625A500	515	LBOXXEK5018CFB	205
KL1260IS38I8	520	KL365	531	KL628	515	LBOXXEK5018CFM	205
KL1290IS12I2I5	519	KL370	529	KL640GK	516	LBOXXEK505CFB	205
KL1290IS12I2I50	519	KL375	529	KL642HK	516	LBOXXEK505CFM	205
KL1290IS38I2I5	519	KL38715	529	KL645GSK	516	LBOXXEKM6022CFB	205
KL1290IS38I2I50	519	KL38830	530	KL690130	516	LBOXXEKM6022CFM	205
KL1299IS12	518	KL38954	530	KL698	516	LBOXXEKM60IDCFB	205
KL1299IS38	518	KL390IS	511	KL710	548	LBOXXEKM60IDCFM	205
KL1300IS12B20	517	KL390ISLIM	512	KL720	549	LBOXXEKM60UNVCFB	205
KL130PM1IS	508	KL390TB9	513	KL730	548	LBOXXEKM60UNVCFM	205
KL130PM1ISLIM	509	KL391IS	511	KL735PV	548	LBOXXES20CFB	205
KL130PM2IS	508	KL391ISLIM	512	KL740416	547	LBOXXES20CFM	205
KL130PM2ISLIM	509	KL392IS	511	KL740828	547	LBOXXES32CFB	205
KL145100IS	509	KL393IS	511	KL745GK	547	LBOXXES32CFM	205
KL145130IS	509	KL400PH1170ISSB	513	KL745HK	548	LBOXXES32FCFB	205
KL14555IS	509	KL400PH2170ISSB	513	KL760180	546	LBOXXES32FCFM	205
KL14560IS	509	KL400PM1170ISSB	513	KL760180IS	507	LBOXXKLB18	537
KL14570IS	509	KL400PM2170ISSB	513	KL765FR215	546	LBOXXLS50FLEXCFB	205
KL14580IS	509	KL400PZ1170ISSB	513	KL765PV	546	LBOXXLS50FLEXCFM	205
KL150TX10IS	508	KL400PZ2170ISSB	513	KL850L	542	LBOXXMINIK3	203
KL150TX15IS	508	KL400S35170ISSB	513	KL855B22	538	LBOXXMINIK3014K	204
KL150TX15ISLIM	509	KL400S40170ISSB	513	KL855B8	539	LBOXXMINIK304K	204
KL150TX20IS	508	KL400S55170ISSB	513	KL860L	542	LBOXXMINIK306K	204
KL150TX20ISLIM	509	KL402	532	KL865B19	539	LGL1	494
KL150TX25IS	508	KL403	532	KL880B26IS	522	LGL3	494
KL150TX25ISLIM	509	KL420200	531	KL880L	522	LGLB1EU	494
KL150TX30IS	508	KL425400	532	KL890TB88	540	LGML1	495
KL180B8	525	KL425600	532	KL890TL	541	LS50FLEXCFB	439
KL19073IS	509	KL440F	532	KL905B15	541	LS50FLEXCFM	439
KL2007335	526	KL449	532	KL905L	542	LS60L	438
KL2007340	526	KL500	533	KL910L	543	LV-5K01	593
KL2007355	526	KL510	533	KL920L	542	M154	338
KL2007365	526	KL520	533	KMF1	499	M16	338
KL21073PH1	526	KL540	535	KP1	240	M22154	342
KL21073PH2	526	KL542	535	KP1L	240	M2216	342
KL22073PZ1	526	KL542ES	535	KSK1503	130	M22610	342
KL22073PZ2	526	KL544	536	KSK1504	130	M50154	326
KL23073PM1	527	KL544ES	536	KSK1854	130	M50610	326
KL23073PM2	527	KL545	535	KSK504	131	M610	338
KL25073TX10	527	KL550	535	KST2	498	MC10	339
KL25073TX15	527	KL550ES	535	KV10	24	MC2210	345
KL25073TX20	527	KL559	535	KV120	24	MC2235	345
KL25073TX25	527	KL580300	534	KV15	24	MC224	345
KL25073TX27	527	KL580500	534	KV150	24	MC35	339
KL25073TX30	527	KL5821000	534	KV16	24	MC4	339
KL25073TX40	527	KL5821250	534	KV185	24	MCK1010	122
KL290	527	KL584230	534	KV2.5	24	MCK1016	122
KL291	527	KL585200	534	KV240	24	MCK1025	122
KL295	528	KL585250	534	KV25	24	MCK120120	123
KL296	528	KL586	534	KV35	24	MCK150150	123
KL301IS	513	KL600	514	KV4	24	MCK185185	123
KL303IS	510	KL602GELB	514	KV50	24	MCK2550	122
KL304IS	510	KL603	514	KV6	24	MCK3535	122
KL305IS	510	KL604	536	KV70	24	MCK3570	122
KL306IS	510	KL604S	536	KV95	24	MCK3595	123





Part No.	Page	Part No.	Page	Part No.	Page	Part No.	Page
MCK44	122	R2235	341	RU2210	344	SH272	140
MCK5050	122	R2250	341	RU2212095	344	SH273	140
MCK7095	123	R226	341	RU22150120	344	SK303P	187
MK18	195	R2270	341	RU2216	344	SK303S	188
MK210L	194	R2295	341	RU22185150	344	SK30B	185
MK22	195	R22SET	341	RU22240185	344	SK30L	193
MK220L	194	R25	337	RU22300240	344	SK32B	186
MK230B507	191	R35	337	RU223525	344	SK32L	193
MK230L	194	R50	337	RU225035	344	SK43L	193
MK55	194	R501	326	RU227050	344	SK43NB	188
MKKP1	196	R502	326	RU229570	344	SK45B	186
MKU	196	R505	326	RU240185	339	SK47B	187
N2210	342	R6	337	RU3525	339	SK4L	193
N2216	342	R70	337	RU5035	339	SK50B	190
N2225	342	R95	337	RU7050	339	SK65B	189
N2235	342	RAL1	491	RU9570	339	SK65L	195
N2250	342	RAL2	491	S18	412	SK82P	192
NC100EP	608	RAL3	491	SAK10	120	SK82S	192
NG2115	493	RAL4	492	SAK11	120	SKP1	242
NG2230	493	RAL40	492	SAK12	120	SKP6	242
PHD2	485	RALB1EU	492	SAK13	120	SKR1204	131
PK1000	319	RALB2EU	493	SAK14	120	SKR1501504	131
PK12042	312	RAML1	493	SAK15	120	SKR1503	132
PK120U	314	RH12050	68	SAK16	120	SKR1504	131
PK18	306	RH12070	68	SAK17	120	SKR150504	131
PK22	308	RH12095	68	SAK18	120	SKR1854	131
PK252	316	RH150120	68	SAK19	120	SKV10	32
PK45	318	RH15070	68	SAK20	120	SKV1525	32
PK60ID	311	RH15095	68	SAK21	120	SKV16	32
PK60UNV	474	RH185120	68	SAK22	120	SKV25	32
PK60VP	310	RH185150	68	SAK23	120	SKV35	32
PK60VPFT	310	RH18595	68	SAK24	120	SKV4	32
PRX-500220P	593	RH240120	68	SAK25	120	SKV50	32
PRX4220P	593	RH240150	68	SAK30	121	SKV6	32
PRX69D220P	593	RH240185	68	SAK31	121	SLSN34	436
Q10	338	RH2510	68	SAK32	121	SR106	30
Q16	338	RH2516	68	SAK33	121	SR108	30
Q2210	343	RH300150	68	SAK34	121	SR166	30
Q2216	343	RH300185	68	SAK35	121	SR168	30
Q2225	343	RH300240	68	SAK36	121	SR256	30
Q2235	343	RH3510	68	SAK37	121	SR258	30
Q2250	343	RH3516	68	SAK38	121	SR3510	30
Q2270	343	RH3525	68	SAK39	121	SR356	30
Q25	338	RH400185	68	SAK40	121	SR358	30
Q35	338	RH400240	68	SAK41	121	SR5010	30
Q50	338	RH400300	68	SAK43	121	SR506	30
Q501	326	RH5016	68	SAK44	121	SR508	30
Q70	338	RH5025	68	SAK45	121	SR65	30
R10	337	RH5035	68	SAK46	121	SR66	30
R120	337	RH7025	68	SAK47	121	SSG105	407
R150	337	RH7035	68	SB501	327	SSG65	407
R16	337	RH7050	68	SDG105	403	SSGG105	407
R185	337	RH9535	68	SDG45	400	SSGG85	407
R2210	341	RH9550	68	SDG50	400	ST11B	181
R22120	341	RH9570	68	SDG55	401	ST12B	182
R22150	341	RT-200220P	596	SDG852	402	ST13B	183
R2216	341	RU10	339	SDK105	403	ST15B	181
R22185	341	RU12095	339	SDK120	404	ST1705	79
R22240	341	RU150120	339	SDK65	401	ST1710	79
R2225	341	RU16	339	SDK85	402	ST1715	79
R22300	341	RU185150	339	SH271	140	ST1716	79





Part No.	Page	Part No.	Page	Part No.	Page	Part No.	Page
ST1716IS	77	SV304AKNL	125	TV25	23	VHD95	89
ST1717	79	SV304AKNLV	125	TV35	23	VHD953	90
ST1717IS	77	SV305	127	TV4	23	VHD954	91
ST1718	79	SV305AK	127	TV50	23	VHR120	88
ST1718IS	77	SV305AKV	127	TV6	23	VHR1203	90
ST1719	79	SV305V	127	TV70	23	VHR1204	91
ST1719IS	77	SV306	127	TV95	23	VHR150	88
ST1720	79	SV306AK	127	TW150	495	VHR1503	90
ST1720IS	77	SV306AKV	127	UA12P	478	VHR1504	91
ST1721	79	SV306V	127	UA12TKL	478	VHR16	88
ST1721IS	77	SV307AKNL	125	UA18	478	VHR185	88
ST1722	79	SV307V	125	UA22	478	VHR1853	90
ST1722IS	77	SV308	125	UA5	478	VHR1854	91
ST1B	181	SV309	126	UA6P	478	VHR240	88
ST21B	180	SV309AK	126	UC26	478	VHR2403	90
ST221215	345	SV309AKV	126	UC40	478	VHR2404	91
ST2220	345	SV309V	126	UCAC107	478	VHR25	88
ST2246	345	SV310	126	UCACSR	478	VHR300	88
ST228	345	SV310AK	126	UCBC110	478	VHR35	88
ST22B	180	SV310AKV	126	UCBC120	478	VHR353	90
ST23B	180	SV310V	126	UCBC150	478	VHR354	91
ST2B	182	SV311AKNL	126	UCBC85	478	VHR400	88
ST31B	182	SV312AKNL	126	UCD3215	478	VHR50	88
ST32B	183	SV312AKNLV	126	UCD3515	478	VHR503	90
ST33B	184	SV315	126	UCD3575	478	VHR504	91
ST3B	183	SV315V	126	UCF	478	VHR70	88
ST5L	185	SV319AKNLV	126	UCM10	478	VHR703	90
ST9698	148	SV320	126	UCM12	478	VHR704	91
ST9708	148	SV320V	126	UCM5	478	VHR95	88
ST9718	148	SV35	31	UCM6	478	VHR953	90
ST9728	148	SV4	31	UCM8	478	VHR954	91
ST9738	148	SV400	128	UCN2980	478	VW-20HFR	594
STV10	31	SV405V	128	UCUNC12	478	WM01	597
STV1525	31	SV410	128	UCUNC14	478	ZAE10	340
STV16	31	SV410AK	128	UCUNC38	478	ZAE16	340
STV25	31	SV420	128	UPD6	478	ZAE2210	346
STV35	31	SV420AK	128	VHD120	89	ZAE2216	346
STV4	31	SV420V	128	VHD1203	90	ZAE224	346
STV50	31	SV430	129	VHD1204	91	ZAE226	346
STV6	31	SV430AK	129	VHD150	89	ZAE4	340
SV10	31	SV440	129	VHD1503	90	ZAE6	340
SV100	124	SV440AK	129	VHD1504	91	ZAES10	340
SV1525	31	SV50	31	VHD16	89	ZAES16	340
SV16	31	SV6	31	VHD185	89	ZAES2210	346
SV200	124	T15	496	VHD1853	90	ZAES2216	346
SV200BK	124	TG3	495	VHD1854	91	ZAES224	346
SV25	31	THK120	312	VHD240	89	ZAES226	346
SV300	125	THK18	306	VHD2403	90	ZAES4	340
SV300V	125	THK22	308	VHD2404	91	ZAES6	340
SV301	125	TK95	231	VHD25	89	ZST3	496
SV301AK	125	TL-AST-M	594	VHD300	89	ZST4	496
SV301AKV	125	TT2	196	VHD35	89		
SV301V	125	TT4	196	VHD353	90		
SV302	125	TV10	23	VHD354	91		
SV302AK	125	TV120	23	VHD400	89		
SV302AKV	125	TV15	23	VHD50	89		
SV302V	125	TV150	23	VHD503	90		
SV303	125	TV16	23	VHD504	91		
SV303AK	125	TV185	23	VHD70	89		
SV303AKNL	125	TV2.5	23	VHD703	90		
SV303V	125	TV240	23	VHD704	91		





























































► **Connecting material**

 Tubular cable lugs and connectors blue connection – Cu	 Tubular cable lugs and connectors – Ni	 Compression cable lugs and connectors acc. to DIN – Al	 Cable end-sleeves
 Tubular cable lugs and connectors – Cu, standard type	 Compression cable lugs and connectors acc. to DIN – Cu	 Compression cable lugs and connectors for Aldrey cables	 Twin cable end-sleeves
 Insulated cable lugs and connectors; standard type	 Compression cable lugs, double crimp – Cu	 Compression cable lugs and connectors for Al/St cables	 Insulated cable connections
 Tubular cable lugs and connectors for fine stranded conductors	 Solderless terminals, connectors and pin terminals acc. to DIN – Cu	 Compression cable lugs and connectors – Al/Cu	 Non-insulated receptacles
 Tubular cable lugs and connectors for solid conductors	 Insulated solderless terminals	 C-clamps	
 Tubular cable lugs and connectors – stainless steel	 Sleeves for compacted conductors and sector shaped conductors – Cu	 H-clamps	




► **Type of cables**

 Solid conductor (class 1 according acc. to DIN EN 60228)	 Fine stranded conductor (class 5 acc. to DIN EN 60228)	 Solid sector shaped conductor 90 ° (class 1 acc. to DIN EN 60228)	 Conductor for overhead lines (DIN EN 50182) made of aluminium / steel
 Multi-stranded conductor (class 2 acc. to DIN EN 60228)	 Superfine stranded conductor (class 6 acc. to DIN EN 60228)	 Compacted multi-stranded sector shaped conductor 120 ° (class 2 acc. to DIN EN 60228)	 Copper conductor for overhead lines (DIN 48201-1) and aluminium or aluminium alloy conductors (DIN EN 50182)
 Compacted multi-stranded conductor (class 2 acc. to DIN EN 60228)	 Solid sector shaped conductor 120 ° (class 1 acc. to DIN EN 60228)	 Compacted multi-stranded sector shaped conductor 90 ° (class 2 acc. to DIN EN 60228)	







► **Crimping profiles**

 Hexagonal crimping	 Roll-crimping	 Oval crimping	 Quad-point indent crimping
 Round crimping	 Indent crimping	 Four point crimping	 Trapezoid crimping
 Indent crimping tubular cable lugs	 Special trapezoid crimping	 Indent crimping cable end-sleeves	
 Gas-tight oval crimping	 Square crimping	 Indent crimping compression cable lugs	

► **Crimping tools**

 Centering system	 Indent crimping	 Synchronised die selection
--	---	--

► **Measuring instruments**

 Measuring Category I	 TRUE RMS effective value measurement
 Measuring Category II	 Lifetime Warranty
 Measuring Category III	
 Measuring Category IV	

► **Test mark**

 VDE	 DET NORSKE VERITAS
 IEC	 Insulated acc. to IEC 60900
 CSA	 CE
 UL	 GS
	 German Lloyd

Your Klauke contact

Worldwide representation



Andorra

GAVE ELECTRO, S.L.
8430 La Roca del Valles (Barcelona)
Tel.: +34 93 84 22 212
Fax: +34 93 84 22 755
gave@gave.com

Argentina

GREENLEE / KLAUKE OFFICE
LATIN AMERICA
08900-000 Guararema-SP
Tel.: +55 12 39 11 85 32
uluz@greenlee.textron.com


Australia

GREENLEE / KLAUKE OFFICE
AUSTRALIA / NEW ZEALAND
Pelican Waters 4551 QLD
Tel.: +61 75 43 97 377
Fax: +61 75 43 97 577
nellement@greenlee.textron.com

Austria

KLAUKE HANDELSGES.M.B.H.
2544 Leobersdorf
Tel.: +43 22 56 62 925
Fax: +43 22 56 62 92 530
atoffice@klauke.textron.com

Bahrain

NISSAD DEVELOPMENT CO. LTD. 
1306 Nicosia
Tel.: +357 22 76 50 14
Fax: +357 22 76 15 35
info@nissad.com

TOMAD INTERNATIONAL INC. 
Beirut
Tel.: +961 18 84 944
Fax: +961 18 84 929
vahe@tomad.info

Belgium

NBR NUSSBAUMER NV/SA
1500 Halle
Tel.: +32 23 57 09 40
Fax: +32 23 54 96 79
info@nussbaumer.be

Bolivia

GREENLEE / KLAUKE OFFICE
LATIN AMERICA
08900-000 Guararema-SP
Tel.: +55 12 39 11 85 32
uluz@greenlee.textron.com

Bosnien Herzegovina

KABELTECH DOO
71000 Sarajevo
Tel.: +387 33 71 30 61
Fax: +387 33 71 30 63
info@kabeltech.co.ba

Brazil

GREENLEE / KLAUKE OFFICE
LATIN AMERICA
08900-000 Guararema – SP
Tel.: +55 12 39 11 85 32
uluz@greenlee.textron.com

Brunei

GREENLEE / KLAUKE OFFICE
SOUTH EAST ASIA
508743 Singapore
Tel.: +65 98 19 22 97
Fax: +65 67 48 16 51
rlausithui@greenlee.textron.com

Bulgaria

V & V ISOMATIC LTD.
1505 Sofia
Tel.: +359 2 95 83 111
Fax: +359 2 95 82 270
office@viv-isomatic.com

Canada

GREENLEE TEXTRON INC.
61109-2988 Rockford, IL
Tel.: +1 81 53 97 70 70
Fax: +1 81 53 97 92 47
customerservice@greenlee.textron.com

Chile

GREENLEE / KLAUKE OFFICE
LATIN AMERICA
08900-000 Guararema – SP
Tel.: +55 12 39 11 85 32
uluz@greenlee.textron.com

China

TEXTRON CHINA INC.
GREENLEE / KLAUKE OFFICE
200122 Shanghai
Tel.: +86 21 68 41 60 66
Fax: +86 21 68 41 60 33
tlu@greenlee.textron.com

Columbia

LAUMAYER COLOMBIANA S.A.
Medellin
Tel.: +57 4 361 85 85
Fax: +57 4 361 36 67
comercial@laumayer.com

Croatia

KONEKT D.O.O.
HR 10000 Zagreb
Tel.: +385 1 23 61 890
Fax: +385 1 23 61 882
konekt@konekt.hr

Czech Republic

KLAUKE Z. NITSCH S.R.O.
140 00 Praha 4 - Pankrác
Tel.: +420 26 12 13 219 - 220
Fax: +420 26 12 13 218
klauke@klauke.cz

Denmark

WEXO E A/S
3500 Vaerloese
Tel.: +45 45 46 58 00
Fax: +45 45 46 58 01
wexoe@wexoe.dk

Ecuador

AMER-ANDES
Bogota / Kolumbien
Tel.: +571 61 67 094
Fax: +571 61 02 402
amerandes@cable.net.co

Egypt

WARCO ENGINEERING & TRADING 
Mohandessin / Giza
Tel.: +20 23 02 52 65
Fax: +20 23 02 52 75
aragab@commnet.com.eg

TOMAD INTERNATIONAL INC. 
Beirut
Tel.: +961 18 84 944
Fax: +961 18 84 929
vahe@tomad.info

El Salvador

ABELLA GROUP
33126 Miami, Florida (USA)
Tel.: +1 30 54 70 98 00
Fax: +1 30 54 70 22 02
ae.aespinoza@abellagroup.com

Estonia

LAPP MILTRONIC EESTI FILIAAL
44307 Lääne-Virumaa
Tel.: +372 65 18 970
Fax: +372 65 18 971
info@lappmiltronic.ee

Finnland

CABLEX OY
20360 Turku
Tel.: +358 28 80 00 20
Fax: +358 28 80 00 21
reijo.karlsson@cablex.fi

France

KLAUKE FRANCE S.A.R.L.
57150 Creutzwald
Tel.: +33 38 72 98 470
Fax: +33 38 72 98 479
gcordel@klauke.textron.com

Germany

GUSTAV KLAUKE GMBH
42855 Remscheid
Tel.: +49 21 91 90 70
Fax: +49 21 91 90 72 05
info@klauke.textron.com

Great Britain

KLAUKE UK LTD.
Bungay Suffolk NR35 1JX
Tel.: +44 19 86 89 15 19
Fax: +44 19 86 89 61 32
sales@klauke.textron.com

Greece

KALAMARAKIS SAPOUNAS S.A.
13671 Chamomilos-Acharnes (Athens)
Tel.: +30 21 02 40 60 006
Fax: +30 21 02 40 60 07
ksa@ksa.gr



Guatemala

ABELLA GROUP
33126 Miami, Florida (USA)
Tel.: +1 30 54 70 98 00
Fax: +1 30 54 70 22 02
ae.aespinoza@abellagroup.com

Hongkong

TEXTRON CHINA INC.
GREENLEE / KLAUKE OFFICE
200122 Shanghai
Tel.: +86 21 68 41 60 66
Fax: +86 21 68 41 60 33
tlu@greenlee.textron.com

Hungary

TRENDELEKTRO KFT.
2049 Diósd
Tel.: +36 23 54 51 40
Fax: +36 23 54 51 41
info@trendelektro.hu

Iceland

REYKJAFELL LTD.
105 Reykjavik
Tel.: +354 58 86 010
Fax: +354 58 86 088
reykjafell@reykjafell.is

India

**KLAUKE INDIA A DIVISION
OF TEXTRON INDIA PVT. LTD.**
560 034 Bangalore
Tel: +91 80 25 53 00 07
Fax: +91 97 40 93 60 06
sales.in@klauke.textron.com

Indonesia

GREAT DYNAMIC INDONESIA, PT.
Batam Island
Tel.: +62 77 84 55 514
Fax: +62 77 84 57 154
sales.btm@greatdynamic.com

Ireland

KLAUKE UK LTD.
Bungay Suffolk NR35 1JX
Tel.: +44 19 86 89 15 19
Fax: +44 19 86 89 61 32
sales@klauke.textron.com

Israel

SHAY A.U., LTD.
49222 Petach Tikva
Tel.: +972 39 23 36 01
Fax: +972 39 23 46 01
ilans@uriel-shay.com

Italy

COMMERCIALE TIEGER S.R.L.
20159 Milano
Tel.: +39 02 68 86 330
Fax: +39 02 66 80 25 29
comtiegier@tin.it

Japan

GOODMAN INC.
236-0037 Yokohama, Kanagawa
Tel.: +81 45 701 56 80
Fax: +81 45 701 43 02
kwantanabe@goodman-inc.co.jp

MARUTAKA DENKI CO., LTD.

4910827 Aichi
Tel.: +81 90 58 58 39 37
Fax: +81 58 67 69 29 2
taka@klauke.jp

Jordan

NISSAD DEVELOPMENT CO. LTD. **Klauke**[®]
1306 Nicosia
Tel.: +357 22 76 50 14
Fax: +357 22 76 15 35
info@nissad.com

TOMAD INTERNATIONAL INC.

GREENLEE
Beirut
Tel.: +961 18 84 944
Fax: +961 18 84 929
vahe@tomad.info

Kosovo

NIDAS D.O.O.
11000 Beograd
Tel: +381 11 24 17 714
Fax: +381 11 24 17 715
office@nidas.co.rs

Kuwait

NISSAD DEVELOPMENT CO. LTD. **Klauke**[®]
1306 Nicosia
Tel.: +357 22 76 50 14
Fax: +357 22 76 15 35
info@nissad.com

TOMAD INTERNATIONAL INC.

GREENLEE
Beirut
Tel.: +961 18 84 944
Fax: +961 18 84 929
vahe@tomad.info

Latvia

LAPP MILTRONIC SIA
LV-1021 Riga
Tel.: +371 675 01 900
Fax: +371 675 01 909
info@lappmiltronic.lv

Lebanon

AL-BONIAN GROUP SARL **Klauke**[®]
Beirut
Tel.: +961 13 85 755
Fax: +961 13 85 714
info@al-boniangroup.com

TOMAD INTERNATIONAL INC.

GREENLEE
Beirut
Tel.: +961 18 84 944
Fax: +961 18 84 929
vahe@tomad.info

Lithuania

**LAPP MILTRONIC
LIETUVOS FILIALAS**
LT-11341 Vilnius
Tel.: +370 52 78 03 90
Fax: +370 52 78 03 97
info@lappmiltronic.lt

Luxemburg

M & A PARTNERS
8055 Bertrange
Tel./Fax: +352 22 63 62 046
architl@pt.lu

Macedonia

SISKON SYSTEMS ENGINEERING
1000 Skopje
Tel.: +38 92 30 62 423
Fax: +38 92 30 61 250
siskon@siskon.com.mk

Malaysia

**GREENLEE / KLAUKE OFFICE
SOUTH EAST ASIA**
508743 Singapore
Tel.: +65 98 19 22 97
Fax: +65 67 48 16 51
rlausithui@greenlee.textron.com

Malta

ELEKTRA LTD
Qormi QRM 3100 Malta
Tel.: +356 25 46 30 00
Fax: +356 21 49 96 48
info@elektra.com.mt

Mexiko

REMAT, S.A. DE C.V.
México, D.F.
Tel.: +52 55 52 56 34 40
Fax: +52 55 52 56 34 41
alvarobnava@aol.com

Montenegro

NIDAS D.O.O.
11000 Beograd
Tel.: +381 11 24 17 714
Fax: +381 11 24 17 715
office@nidas.co.rs

Morocco

ETS. LOUIS GUILLAUD
2000 Casablanca
Tel.: +21 22 23 05 971
Fax: +21 22 23 17 888
elg@casanet.net.ma

Netherlands

H.K. ELECTRIC BV
5321 JZ Hedel
Tel.: +31 73 59 97 599
Fax: +31 73 59 97 590
verkoop@hkelectric.nl

New Zealand

**GREENLEE / KLAUKE OFFICE
AUSTRALIA / NEW ZEALAND**
Pelican Waters 4551 QLD
Tel.: +61 75 43 97 377
Fax: +61 75 43 97 577
nellement@greenlee.textron.com

Nicaragua

ABELLA GROUP
33126 Miami, Florida (USA)
Tel.: +1 30 54 70 98 00
Fax: +1 30 54 70 22 02
ae.aespinoza@abellagroup.com

Oman

NISSAD DEVELOPMENT CO. LTD. **Klauke**[®]
1306 Nicosia
Tel.: +35 72 27 65 014
Fax: +35 72 27 61 535
info@nissad.com

TOMAD INTERNATIONAL INC.

GREENLEE
Beirut
Tel.: +961 18 84 944
Fax: +961 18 84 929
vahe@tomad.info

Paraguay

**GREENLEE / KLAUKE OFFICE
LATIN AMERICA**
08900-000 Guararema-SP
Tel.: +55 12 39 11 85 32
uluz@greenlee.textron.com



Philippines

DULHUNTY TRADING INT'L
1115 Quezon City
Tel.: +632 41 68 284
Fax: +632 41 62 278
gabatse@yahoo.com

Poland

KLAUKE POLSKA SP. Z O.O.
ul. Pilsudskiego 243
05-270 Marki
Tel.: +48 51 50 21 091
info-pl@klauke.textron.com

Portugal

PALISSY GALVANI ELECTRICIDADE SA.
2625-607 Vialonga
Tel.: +35 121 32 23 400
Fax: +35 121 32 23 410
info@palissygalvani.pt

Qatar

NISSAD DEVELOPMENT CO. LTD.
1306 Nicosia
Tel.: +35 72 27 65 014
Fax: +35 72 27 61 535
info@nissad.com

TOMAD INTERNATIONAL INC.

Beirut
Tel.: +961 18 84 944
Fax: +961 18 84 929
vahe@tomad.info

Romania

GERKON ELECTRO S.R.L.
530211 Miercurea-Ciuc
Tel.: +40 266 37 2108
Fax: +40 266 31 2238
office@gerkonelectro.ro

31257 Bucuresti
Tel.: +40 21 30 83 480
Fax: +40 21 32 22 399
office@gerkonelectro.ro

Russia

UNIT MARK PRO
119147 Moscow
Tel.: +7 09 57 48 09 07
Fax: +7 09 57 48 09 09
mark@unit.rm

Saudi-Arabia

NISSAD DEVELOPMENT CO. LTD. **Klauke**
1306 Nicosia
Tel.: +357 22 76 50 14
Fax: +357 22 76 15 35
info@nissad.com

TOMAD INTERNATIONAL INC.

Beirut
Tel.: +961 18 84 944
Fax: +961 18 84 929
vahe@tomad.info

Serbia

NIDAS D.O.O.
11000 Beograd
Tel.: +38 11 12 41 77 14
Fax: +38 11 12 41 77 15
office@nidas.co.rs

Singapore

TEXTRON FAR EAST,
GREENLEE / KLAUKE OFFICE
797545 Singapore
Tel.: +65 8161 89 99
Fax: +65 6748 16 51
rlausithui@greenlee.textron.com

Slovakia

KLAUKE SLOVAKIA S.R.O.
2601 Dolny Kubin
Tel.: +421 43 58 32 311
Fax: +421 43 58 32 334
ASC-SK@Klauke.textron.com

Slovenia

ISARIA D.O.O.
1420 Trbovlje
Tel.: +38 63 56 31 800
Fax: +38 63 56 31 802
isaria.trbovlje@siol.net

South Africa

EBERHARDT-MARTIN CC.
2092 Newlands
Tel.: +27 11 28 80 000
Fax: +27 11 67 32 043
ebm@ebm.co.za

South Korea

KESCO CO., LTD.
150-093 Seoul
Tel.: +82 22 61 40 989
Fax: +82 22 61 40 966
tsoh@ikesco.com

Spain

GAVE ELECTRO S.L.
08430 La Roca del Vallès
Tel.: +34 93 84 22 212
Fax: +34 93 84 22 727
gave@gave.com

Sweden

CABLEX OY
169 74 Solna
Tel.: +46 72 58 89 818
info@klauke.se

Switzerland

FERRATEC AG
8964 Rudolfstetten
Tel.: +41 56 64 92 121
Fax: +41 56 64 92 141
info@ferratec.ch

Taiwan

PO CHARNG CO. LTD
Taipei 110
Tel.: +886 22 76 31 623
Fax: +886 22 76 67 492
kevin@pocharn.com.tw

Thailand

BE PROMPT TRADING &
SERVICES LTD
10100-07 Bangkok
Tel.: +662 22 54 201
Fax: +662 22 54 200
beprompt_b@yahoo.com

SUMMIT ENG. AND SERVICES CO. LTD

10400 Bangkok
Tel.: +662 64 22 478
Fax: +662 64 23 085
sudsuda@greennovation.in.th

Turkey

ŞAFAK ELEKTRİK MALZ. TIC. VE SAN. A.Ş
Ümraniye-Istanbul
Tel.: +90 216 444 77 35 (ext. 4102)
Fax: +90 216 466 96 76
yurtsever@safakelectric.com.tr

United Arab Emirates

NISSAD DEVELOPMENT CO. LTD. **Klauke**
1306 Nicosia
Tel.: +357 22 76 50 14
Fax: +357 22 76 15 35
info@nissad.com

TOMAD INTERNATIONAL INC.

Beirut
Tel.: +961 18 84 944
Fax: +961 18 84 929
vahe@tomad.info

United States of America

GREENLEE TEXTRON INC.
Rockford, IL 61109-2988
Tel.: +1 815 39 77 070
Fax: +1 815 39 79 247
customerservice@greenlee.textron.com

Uruguay

GREENLEE / KLAUKE OFFICE
LATIN AMERICA
08900-000 Guararema-SP
Tel.: +55 12 39 11 85 32
uluz@greenlee.textron.com

Venezuela

RB TOOLS C.A.
Caracas 1060
Tel.: +58 21 29 92 74 91
Fax: +58 21 22 64 44 12
rbtools@movistar.net.ve

Vietnam

ELESCO ASIA PTE LTD
349562 Singapore
Tel.: +65 67 41 42 48
Fax: +65 67 77 36 86
sales18@elesco.com.sg

Yemen

NISSAD DEVELOPMENT CO. LTD. **Klauke**
1306 Nicosia
Tel.: +357 22 76 50 14
Fax: +357 22 76 15 35
info@nissad.com

TOMAD INTERNATIONAL INC.

Beirut
Tel.: +961 18 84 944
Fax: +961 18 84 929
vahe@tomad.info

Your Klauke contact

Distribution companies / Sales offices

GUSTAV KLAUKE GMBH

Auf dem Knapp 46 · D-42855 Remscheid
P.O. Box 10 05 22 · D-42805 Remscheid
Tel.: +49 2191 907 0
Fax: +49 2191 907 205
info@klauke.textron.com
www.klauke.com



Klauke[®]

HDE[®]



Distribution companies / Sales offices

America

GREENLEE TEXTRON INC.

4455 Boeing Drive
Rockford, IL 61109 - 29 88
USA
Tel.: +1 815 39 77 070
Fax: +1 815 39 79 247
customerservice@greenlee.textron.com

GREENLEE / KLAUKE OFFICE LATIN AMERICA

Av. Projetada, s/no. Lambari
08900-000 Guararema-SP
Brazil
Tel.: +55 12 39 11 85 32
Mobile: +55 12 99 65 71 524
uluz@greenlee.textron.com

Europe

KLAUKE FRANCE S.A.R.L.

16, Rue Saint-Louis, Z.I. Actisud
57150 Creutzwald
France
Tel.: +33 38 72 98 470
Fax: +33 38 72 98 479
gcordel@klauke.textron.com

KLAUKE UK LTD.

Hillside Road East
Bungay Suffolk NR35 1JX
Great Britain
Tel.: +44 19 86 89 15 19
Fax: +44 19 86 89 61 32
sales@klauke.textron.com

KLAUKE HANDELSGES.M.B.H.

Ared-Str. 7 TOP 3
2544 Leobersdorf
Austria
Tel.: +43 22 56 62 925
Fax: +43 22 56 62 92 530
atoffice@klauke.textron.com

KLAUKE SLOVAKIA S.R.O.

Nabrezie Oravy 2711
02601 Dolny Kubin
Czech Republic
Tel.: +421 43 58 32 311
Fax: +421 43 58 32 334
ASC-SK@klauke.textron.com

GREENLEE COMMUNICATIONS LIMITED

Brecon House, William Brown Close
Llantarnam Park, Cwmbarn NP 44 3 AB
Great Britain
Tel.: +44 16 33 62 77 10
Fax: +44 16 33 62 77 11
emeasales@greenlee.textron.com

TEXTRON IBERIA S.L.

C/ Cabo de la Nao Nº 7
28500 Arganda del Rey (Madrid)
Spain
Tel.: +34 91 75 18 203
Fax: +34 91 75 18 195
mbaldor@klauke.textron.com

Asia

TEXTRON CHINA INC.

GREENLEE / KLAUKE OFFICE.
No. 455 Fushan Road,
Room 201, floor 2, Pudong area
Pudong area
Shanghai 200122
P.R. of China
Tel.: +86 21 68 41 60 66
Fax: +86 21 68 41 60 33
tlu@greenlee.textron.com

KLAUKE INDIA

A DIVISION OF TEXTRON INDIA PVT. LTD.
No. # 29, 80 Feet Road, 4th Block, Kormangala,
Adithi Enclave 2nd Floor
Bangalore 560 034
India
Tel.: +91 80 25 53 00 07
Mobile: +91 97 40 93 60 06
sales.in@klauke.textron.com

TEXTRON FAR EAST PTE LTD C/O GREENLEE TEXTRO.

No.6 Seletar Aerospace Heights
Singapore 797545
Singapore
Tel.: +65 81 61 89 99
Fax: +65 67 48 16 51
rlausithui@greenlee.textron.com

Australia

GREENLEE / KLAUKE OFFICE AUSTRALIA / NEW ZEALAND

25 Webb Ellis Court
Pelican Waters 4551 QLD
Australia
Tel.: +61 75 43 97 377
Fax: +61 75 43 97 577
Mobile: +61 43 40 74 337
nellement@greenlee.textron.com



Strong brands for your success:



Klauke[®]

HDE[®]

Gustav Klauke GmbH

Auf dem Knapp 46
D-42855 Remscheid

Phone: +49 (0) 2191 / 907 - 0

Fax: +49 (0) 2191 / 907 - 205

E-Mail: info@klauke.textron.com

Internet: www.klauke.com