




# PowerLogic™ PowerTag Energy

## Selection guide for product compatibility\*

(Compatibility for terminal not equipped with comb busbar)

### PowerTag Energy 63 A



Products (AC network)	Mounting position	A9 M63	A9 P63	A9 P63 RCBO	A9 F63
<b>Acti9/Multi9</b>					
<b>Circuit breakers</b>					
iC60/iK60/DT60	Top	✓	-	-	-
	Bottom	✓	-	-	-
iC60 (double terminal)	Top	-	-	-	✓
	Bottom	-	-	-	✓
iC40	Top	-	✓	-	-
	Bottom	-	✓	-	-
DT40/iDPN/C40	Top	-	✓	-	-
	Bottom	-	✓	-	-
C120 ≤ 63 A NG125 ≤ 63 A	Top	-	-	-	✓ (1)
	Bottom	-	-	-	✓ (1)
iC65N-K (China) iC65 (China)	Top	✓	-	-	-
	Bottom	✓	-	-	-
iDPN (China)	Top	-	✓	-	-
	Bottom	-	✓	-	-
iKQ (1P+W PowerTag on each pole)	Top	NA	-	-	-
	Bottom	✓ (1P+W only)	-	-	-
N40	Top	-	✓	-	-
	Bottom	-	✓	-	-
Reflex iC60	Top	✓	-	-	-
	Bottom	✓	-	-	-
Reflex XC40	Top	✓	-	-	-
	Bottom	-	-	-	✓ (1)
C32/C45/C60/C65/K60/T60/ C60-OEM	Top	✓	-	-	-
	Bottom	✓	-	-	-
<b>Circuit breakers equipped with Vigi module</b>					
iC60/iC65/iC60/iC65N-K with Vigi module	Top	✓ (CB)	-	-	-
	Bottom	-	-	-	✓ (1) (Vigi)
iC40 with Vigi iCG40	Top CB	-	✓ (CB)	-	-
	Top (Vigi)	-	✓ (2) (Vigi 1P+N)	-	-
	Bottom (Vigi)	-	-	-	✓ (Vigi 3P+N)
iC40 with "outgoer" Vigi module	Top	-	✓ (CB)	-	-
	Bottom	-	-	-	✓ (Vigi)
DT40/DPN/C40 with "group feeder" Vigi module	Top CB	-	✓ (CB)	-	-
	Top Vigi	-	✓ (Vigi 1P+N)	-	✓ (Vigi 3P+N)
DT40/DPN/C40 with "outgoer" Vigi module	Top	-	✓ (CB)	-	-
	Bottom	-	-	-	✓ (Vigi)
DT60 with Vigi TG60	Top CB	✓ (CB) only A9MEM1541	-	-	-
	Top Vigi	-	-	-	✓ (1) (Vigi)

(1) You may need to change the voltage measurement cable terminals of the PowerTag Energy F63 by other cable ends (wire AWG22/0.33 mm<sup>2</sup>) for a more suitable connection to this product.  
 (2) Product usually associated with a comb busbar

(\*) Refer to the product catalogue for technical characteristics




# PowerLogic™ PowerTag Energy

## Selection guide for product compatibility\*

(Compatibility for terminal not equipped with comb busbar)

### PowerTag Energy 63 A



Products (AC network)	Mounting position	A9 M63	A9 P63	A9 P63 RCBO	A9 F63
<b>Acti9/Multi9</b>					
<b>Circuit breakers equipped with Vigi module (cont')</b>					
C120 ≤ 63 A NG125 ≤ 63 A with Vigi module	Top	-	-	-	✓ (1) (CB)
	Bottom	-	-	-	✓ (1) (Vigi)
<b>Residual current devices</b>					
iID/iID K	Top	✓	-	-	-
	Bottom	✓	-	-	-
iID (double terminal)	Top	-	-	-	✓
	Bottom	-	-	-	✓
iID40	Top	-	☑ (2) (1P+N)	-	☑ (2) (3P+N)
	Bottom	✓	-	-	-
iDPN Vigi "outgoer" 1P+N	Top	-	✓	-	-
	Bottom	-	✓	-	-
iC60H RCBO/iC60H2 RCBO/ IKQE RCBO	Top	NA (fishbone)	-	-	-
	Bottom	-	-	✓	-
iC60 RCBO	Top	✓	-	-	-
	Bottom	✓	-	-	-
iCV40 "outgoer" 1P+N	Top	-	✓	-	-
	Bottom	-	✓	-	-
iCV40 "outgoer" 3P+N	Top	-	✓	-	-
	Bottom	-	-	-	✓
DPN Vigi/DT40 Vigi/C40 Vigi "outgoer" 1P+N	Top	-	✓	-	-
	Bottom	-	✓	-	-
DPN Vigi/DT40 Vigi/C40 Vigi/ iDPN Vigi "outgoer" 3P+N	Top	-	✓	-	-
	Bottom	-	-	-	✓
DPN Vigi K	Top	-	-	-	✓ (1)
	Bottom	-	-	-	✓ (1)
N40 Vigi "outgoer"	Top	-	✓	-	-
	Bottom	-	✓	-	-
iDc/ITG40/C40	Top Left	-	✓	-	-
	Top Right	-	✓	-	-
DCP Vigi	Top	✓	-	-	-
	Bottom	✓	-	-	-
C60H RCBO (Multi9)	Top	NA (fishbone)	-	-	-
	Bottom	-	-	✓	-
ID ≤ 63 A/iID K biconnect/ ID Type B ≤ 63 A	Top	✓	-	-	-
	Bottom	✓	-	-	-
RED/REDS/REDTest	Top	-	-	-	✓ (1)
	Bottom	-	-	-	✓ (1)

(1) You may need to change the voltage measurement cable terminals of the PowerTag Energy F63 by other cable ends (wire AWG22/0.33 mm<sup>2</sup>) for a more suitable connection to this product.

(2) Product usually associated with a comb busbar

(\*) Refer to the product catalogue for technical characteristics




# PowerLogic™ PowerTag Energy

## Selection guide for product compatibility\*

(Compatibility for terminal not equipped with comb busbar)

### PowerTag Energy 63 A



Products (AC network)	Mounting position	A9 M63	A9 P63	A9 P63 RCBO	A9 F63
<b>Acti9/Multi9 Switches</b>					
iSW ≤ 63 A	Top	✓	-	-	-
	Bottom	✓	-	-	-
iSW-NA ≤ 63 A	Top	✓	-	-	-
	Bottom	✓	-	-	-
iSW 20/32 A	Top	-	-	-	✓
	Bottom	-	-	-	✓
i-NA ≤ 63 A	Top	✓	-	-	-
	Bottom	✓	-	-	-
NG125 NA ≤ 63 A	Top	-	-	-	✓ (1)
	Bottom	-	-	-	✓ (1)
<b>Fuse disconnectors</b>					
STI	Top	-	✓	-	-
	Bottom	-	✓	-	-
SBI 14x51/SBI 22x58 ≤ 63 A	Top	-	-	-	✓ (1)
	Bottom	-	-	-	✓ (1)
D01/D02	Top	-	-	-	✓ (1)
	Bottom	-	-	-	✓ (1)
<b>TeSys</b>					
<b>Motor circuit breakers</b>					
GV2	Top	-	-	-	✓ (1) (2)
	Bottom	-	-	-	✓ (1) (2)
GV3 ≤ 63 A	Top	-	-	-	✓ (1) (2)
	Bottom	-	-	-	✓ (1) (2)
<b>Contactors</b>					
TeSys D ≤ 63 A	Top	-	-	-	✓ Upstream only (1)
	Bottom	-	-	-	-
TeSys K	Top	-	-	-	✓ Upstream only (1)
	Bottom	-	-	-	-
<b>Motor starter</b>					
TeSys U	Top	-	-	-	✓ Upstream only (1)
	Bottom	-	-	-	-

(1) You may need to change the voltage measurement cable terminals of the PowerTag Energy F63 by other cable ends (wire AWG22/0.33 mm<sup>2</sup>) for a more suitable connection to this product.  
 (2) PowerTag Energy sensors withstand motor starting in-rush currents. Environmental mission profile : Buildings as per 60721-3-3.

(\* Refer to the product catalogue for technical characteristics



# PowerLogic™ PowerTag Energy

## Selection guide for product compatibility\*

(Compatibility for terminal not equipped with comb busbar)

### PowerTag Energy 160 A



Products (AC network)		Mounting position	F160 3P / 3P+N
<b>Acti9</b>			
<b>Circuit breakers</b>			
C120 (with or without Vigi module)	3P / 3P+N	Top / Bottom	<input checked="" type="checkbox"/>
NG125 (with or without Vigi module)	3P / 3P+N	Top / Bottom	<input checked="" type="checkbox"/>
<b>Residual current devices</b>			
iID > 63 A	3P+N	Top / Bottom	<input checked="" type="checkbox"/>
RCCB-ID 125 A	3P+N	Top / Bottom	<input checked="" type="checkbox"/>
<b>Fuse disconnectors</b>			
SBI > 63 A	3P / 3P+N	Top / Bottom	<input checked="" type="checkbox"/>
<b>Switches</b>			
NG125 NA	3P / 3P+N	Top / Bottom	<input checked="" type="checkbox"/>
iSW > 63 A	3P / 3P+N	Top / Bottom	<input checked="" type="checkbox"/>
iSW NA > 63 A	3P+N	Top / Bottom	<input checked="" type="checkbox"/>
<b>ComPact</b>			
<b>Circuit breakers</b>			
NSXm	3P / 3P+N	Top / Bottom	<input checked="" type="checkbox"/> (5)
<b>Switches</b>			
NSXm NA	3P / 3P+N	Top / Bottom	<input checked="" type="checkbox"/> (5)
INS 80/100/125/160	3P / 3P+N	Top / Bottom	<input checked="" type="checkbox"/>
<b>PowerPact</b>			
<b>Circuit breakers</b>			
B	3P / 3P+N	Top / Bottom	<input checked="" type="checkbox"/> (6)
<b>TeSys</b>			
<b>Motor circuit breakers</b>			
GV3 > 65 A	3P	Top / Bottom	<input checked="" type="checkbox"/>
GV4	3P	Top / Bottom	<input checked="" type="checkbox"/>
<b>Contactors</b>			
63 A < TeSys D ≤ 160 A	3P / 3P+N	Top	<input checked="" type="checkbox"/> Upstream only
TeSys F ≤ 160 A	3P / 3P+N	Top	<input checked="" type="checkbox"/> Upstream only

(5) It is advised to use EverLink connectors with control wire terminal (LV426970 for 3P / LV426971 for 4P)

(6) It is advised to use EverLink connectors with control wire terminal (LV426974 for 3P / LV426975 for 4P)

(\*) Refer to the product catalogue for technical characteristics



# PowerLogic™ PowerTag Energy

## Selection guide for product compatibility\*

(Compatibility for terminal not equipped with comb busbar)

### PowerTag Energy 250 A

### PowerTag Energy 630 A



Products (AC network)	Mounting position	M250 3P	M250 3P+N	M630 3P	M630 3P+N
<b>ComPact</b>					
<b>Circuit breakers</b>					
NSX100/160/250 B/F/N/H/S/L/R/NA Fixed	3P	Bottom	☑	-	-
	4P	Bottom	-	☑	-
NSX400/630 F/N/H/S/L/R/NA Fixed	3P	Bottom	-	☑	-
	4P	Bottom	-	-	☑
NSX100/160/250 B/F/N/H/S/L/R/NA Plug-In (mounted on the base)	3P	Top / Bottom	☑	-	-
	4P	Top / Bottom	-	☑ (3)	-
NSX400/630 F/N/H/S/L/R/NA Plug-In (mounted on the base)	3P	Top / Bottom	-	☑ (4)	-
	4P	Top / Bottom	-	-	☑ (3) (4)
NS100/160/250 N/SX/H/L/NA Fixed	3P	Bottom	☑	-	-
	4P	Bottom	-	☑	-
NS400/630 N/H/L/NA Fixed	3P	Bottom	-	☑	-
	4P	Bottom	-	-	☑
NS100/160/250 N/SX/H/L/NA Plug-In (mounted on the base)	3P	Top / Bottom	☑	-	-
	4P	Top / Bottom	-	☑ (3)	-
NS400/630 N/H/L/NA Plug-In (mounted on the base)	3P	Top / Bottom	-	☑ (4)	-
	4P	Top / Bottom	-	-	☑ (3) (4)
<b>Circuit breakers equipped with Vigi block</b>					
NSX100/160/250 B/F/N/H/S/L/R/NA Fixed	3P	Bottom	☑	-	-
	4P	Bottom	-	☑	-
NSX400/630 F/N/H/S/L/R/NA Fixed	3P	Bottom	-	☑	-
	4P	Bottom	-	-	☑
NSX100/160/250 B/F/N/H/S/L/R/NA Plug-In (mounted on the base)	3P	Top	☑	-	-
NSX400/630 F/N/H/S/L/R/NA Plug-In (mounted on the base)	3P	Top	-	☑ (4)	-
<b>Switches</b>					
INS250/INV - 100/160/200/250	3P	Bottom	-	☑	-
	4P	Top / Bottom	-	☑ (3)	-
INS/INV - 320/400/500/630	3P	Bottom	-	-	☑
	4P	Top / Bottom	-	-	☑ (3)
<b>TeSys</b>					
<b>Motor circuit breakers</b>					
GV5, GV7	3P	Bottom	☑	-	-
GV6	3P	Bottom	-	☑	-

(3) neutral on the right when mounted on top side

(4) when plate mounted, need to add a 4 mm intercalary under the PowerTag module (see ComPact NSX catalog)

(\*) Refer to the product catalogue for technical characteristics



# PowerLogic™ PowerTag Energy

## Selection guide for product compatibility\*

(Compatibility for terminal not equipped with comb busbar)

### PowerTag Energy Rope



Products (AC network)	Mounting position	R200 3P / 3P+N	R600 3P / 3P+N	R1000 3P / 3P+N	R2000 3P / 3P+N
<b>Compact</b>					
<b>Circuit breakers</b>					
NS 630b	3P / 3P+N	Top / Bottom	-	<input checked="" type="checkbox"/>	-
NS 800/1000	3P / 3P+N	Top / Bottom	-	-	<input checked="" type="checkbox"/>
NS 1250/1600/1600b/2000	3P / 3P+N	Top / Bottom	-	-	<input checked="" type="checkbox"/>
<b>Switches</b>					
INS/INV 630b	3P / 3P+N	Top / Bottom	-	<input checked="" type="checkbox"/>	-
INS/INV 800/1000	3P / 3P+N	Top / Bottom	-	-	<input checked="" type="checkbox"/>
INS/INV 1250/1600/2000	3P / 3P+N	Top / Bottom	-	-	<input checked="" type="checkbox"/>
NS 630b NA	3P / 3P+N	Top / Bottom	-	<input checked="" type="checkbox"/>	-
NS 800/1000 NA	3P / 3P+N	Top / Bottom	-	-	<input checked="" type="checkbox"/>
NS 1250/1600/1600b/2000 NA	3P / 3P+N	Top / Bottom	-	-	<input checked="" type="checkbox"/>
<b>MasterPact</b>					
<b>Circuit breakers</b>					
NT 06	3P / 3P+N	Top / Bottom	-	<input checked="" type="checkbox"/>	-
NT 08/10	3P / 3P+N	Top / Bottom	-	-	<input checked="" type="checkbox"/>
NT 12/16	3P / 3P+N	Top / Bottom	-	-	<input checked="" type="checkbox"/>
NW 08/10	3P / 3P+N	Top / Bottom	-	-	<input checked="" type="checkbox"/>
NW 12/16/20	3P / 3P+N	Top / Bottom	-	-	<input checked="" type="checkbox"/>
<b>Switches</b>					
NT 06 HA	3P / 3P+N	Top / Bottom	-	<input checked="" type="checkbox"/>	-
NT 08/10 HA	3P / 3P+N	Top / Bottom	-	-	<input checked="" type="checkbox"/>
NT 12/16 HA	3P / 3P+N	Top / Bottom	-	-	<input checked="" type="checkbox"/>
NW 08/10 NA/HA/HF	3P / 3P+N	Top / Bottom	-	-	<input checked="" type="checkbox"/>
NW 12/16/20 NA/HA/HF	3P / 3P+N	Top / Bottom	-	-	<input checked="" type="checkbox"/>
MTZ1 06 HA	3P / 3P+N	Top / Bottom	-	<input checked="" type="checkbox"/>	-
MTZ1 08/10 HA	3P / 3P+N	Top / Bottom	-	-	<input checked="" type="checkbox"/>
MTZ1 12/16 HA	3P / 3P+N	Top / Bottom	-	-	<input checked="" type="checkbox"/>
MTZ2 08/10 NA/HA/HA10	3P / 3P+N	Top / Bottom	-	-	<input checked="" type="checkbox"/>
MTZ2 12/16/20 NA/HA/HA10	3P / 3P+N	Top / Bottom	-	-	<input checked="" type="checkbox"/>
<b>TeSys</b>					
<b>Contactors</b>					
TeSys D > 160 A	3P / 3P+N	Top	<input checked="" type="checkbox"/> Upstream only	-	-
160 A < TeSys F ≤ 2000 A	3P / 3P+N	Top	<input checked="" type="checkbox"/> Upstream only	<input checked="" type="checkbox"/> Upstream only	<input checked="" type="checkbox"/> Upstream only
<b>Others</b>					
<b>Circuit breakers / Switches / Motor circuit breakers</b>					
All products below 200 A	3P / 3P+N	Top / Bottom	<input checked="" type="checkbox"/>	-	-
All products between 200 A and 600 A	3P / 3P+N	Top / Bottom	-	<input checked="" type="checkbox"/>	-
All products between 600 A and 1000 A	3P / 3P+N	Top / Bottom	-	-	<input checked="" type="checkbox"/>
All products between 1000 A and 2000 A	3P / 3P+N	Top / Bottom	-	-	<input checked="" type="checkbox"/>

(\*) Refer to the product catalogue for technical characteristics



# PowerLogic™ PowerTag Energy

## Selection guide for concentrators / gateways compatibility\*

### Concentrators / gateways



		Wiser IP module Wiser IP module+ EER31800	PowerTag Link C PowerTag Link C+ A9XELC10	Smartlink SI B A9XMZA08 Smartlink SI D A9XMWA20	PowerTag Link A9XMWD20	PowerTag Link HD A9XMWD100	Harmony Hub ZBRN1 ZBRN2 ZBRN32
<b>PowerTag Energy M63</b>							
	A9MEM1520	✓	✓	✓	✓	✓	-
	A9MEM1521	✓	✓	✓	✓	✓	-
	A9MEM1522	✓	✓	✓	✓	✓	-
	A9MEM1540	✓	✓	✓	✓	✓	-
	A9MEM1541	✓	✓	✓	✓	✓	-
	A9MEM1542	✓	✓	✓	✓	✓	-
	A9MEM1543	✓	✓	-	✓	✓	-
<b>PowerTag Energy M63 Resi9</b>							
	R9M20	✓	-	-	-	-	-
	R9M21	✓	-	-	-	-	-
	R9M22	✓	-	-	-	-	-
	R9M40	✓	-	-	-	-	-
	R9M41	✓	-	-	-	-	-
	R9M42	✓	-	-	-	-	-
	R9M43	✓	-	-	-	-	-
<b>PowerTag Energy P63</b>							
	A9MEM1561	✓	✓	✓	✓	✓	-
	A9MEM1562	✓	✓	✓	✓	✓	-
	A9MEM1563	✓	✓	✓	✓	✓	-
	A9MEM1571	✓	✓	✓	✓	✓	-
	A9MEM1572	✓	✓	✓	✓	✓	-
<b>PowerTag Energy F63</b>							
	A9MEM1560	✓	✓	✓	✓	✓	✓
	A9MEM1564	-	-	-	✓	✓	-
	A9MEM1570	✓	✓	✓	✓	✓	✓
	A9MEM1573	-	-	-	✓	✓	✓
	A9MEM1574	-	-	-	✓	✓	-
<b>PowerTag Energy F63 Resi9</b>							
	R9M60	✓	-	-	-	-	-
	R9M70	✓	-	-	-	-	-

(\* ) Refer to the product catalogue for technical characteristics








# PowerLogic™ PowerTag Energy

## Selection guide for concentrators / gateways compatibility\*

### Concentrators / gateways



		Wiser IP module Wiser IP module+ EER31800	PowerTag Link C PowerTag Link C+ A9XELC10	Smartlink SI B A9XMZA08 Smartlink SI D A9XMWA20	PowerTag Link A9XMWD20	PowerTag Link HD A9XMWD100	Harmony Hub ZBRN1 ZBRN2 ZBRN32
<b>PowerTag Energy F160</b>							
	A9MEM1580	-	☑ (PowerTag Link C+ only)	-	☑	☑	☑
<b>PowerTag Energy M250-M630</b>							
	LV434020	☑	☑	☑	☑	☑	☑
	LV434021	☑	☑	☑	☑	☑	☑
	LV434022	☑	☑	☑	☑	☑	☑
	LV434023	☑	☑	☑	☑	☑	☑
<b>PowerTag Energy R200-R600-R1000-R2000</b>							
	A9MEM1590	-	☑ (PowerTag Link C+ only)	-	☑	☑	☑
	A9MEM1591	-	☑ (PowerTag Link C+ only)	-	☑	☑	☑
	A9MEM1592	-	☑ (PowerTag Link C+ only)	-	☑	☑	☑
	A9MEM1593	-	☑ (PowerTag Link C+ only)	-	☑	☑	☑

(\* ) Refer to the product catalogue for technical characteristics